Atlantic County Municipal Joint Insurance Fund

Established in 1987

South Jersey Communities Securing Their Future

AGENDA PACKET

Wednesday, September 15, 2021 at 3:00 PM

Via Zoom Conferencing

https://zoom.us/j/89763507815

Telephone Access: 646-876-9923 US (New York)

Meeting ID: 897 6350 7815

WWW.ACMJIF.ORG

ATLANTIC COUNTY MUNICIPAL JOINT INSURANCE FUND
September 15, 2021 – 3:00 PM
Via Zoom Conferencing
https://zoom.us/j/89763507815
Telephone Access: 646 876 9923 US (New York)
Meeting ID:897 6350 7815

AGENDA

I. Meeting called to order by Chairman

II. Flag Salute

III. Statement of Compliance with Open Public Meetings Act
- A. Notice of this meeting was given by:
  - 1. Sending sufficient notice herewith to:
    - a. ***The Press of Atlantic City***
    - b. ***Courier Post***, Cherry Hill, New Jersey; and
  - 2. Filing advance written notice of this meeting with the Clerks/Administrators of all member municipalities; and
  - 3. Posting notice on the public bulletin boards of all member municipalities.

IV. Roll Call
- A. Fund Commissioners
- B. Fund Professionals
- C. Risk Management Consultants

V. Move up Alternate Executive Committee Members (if necessary)

VI. Approval of Minutes……...……....Pages 1-17
- A. Adoption of the **July 20, 2021** minutes – **Motion – All in Favor**
- B. Approval of the **July 20, 2021** Closed Session minutes – **Motion – All in Favor**

  The Closed Session Minutes shall not be released to the public until the reason(s) for their remaining closed is no longer applicable and the Fund Solicitor has an opportunity to review them.

VII. Closed Session – Resolution 2021- _____ Authorizing a Closed Session of the Atlantic County Municipal Joint Insurance Fund to discuss matters affecting the protection of safety and property of the public and to discuss pending or anticipated litigation and/or contract negotiations – **Motion -Roll Call**

- A. Claims Review Committee Report – Closed Session Items
- B. Professionals' Reports
  - 1. Claims Administrator's Report
  - 2. Executive Director's Report
  - 3. Safety Director's Report
  - 4. Solicitor's Report

VIII. Reopen Public Portion of Meeting – **Motion – All in Favor**

IX. Authorization of Claims Payments – **Motion - Roll Call**

X. Authorization to Abandon Subrogation (if necessary) – **Motion - Roll Call**

XI. Claims Review Committee Report: – Open Session Items – July 8 and August 12, 2021……Emailed

XII. Claims Administrator's Report
- A. Lessons Learned from Losses …….…….....Page 18

XIII. Managed Health Care Report
A. Managed Care Summary…….……..…....……..Pages 19-20
B. Average Days to Report…….…….....……....…Page 21
C. Claims Report by Type…….……Page 22
D. Transitional Duty Reports……..…..……..…….…….…….Page 23
E. PPO Savings and Penetration Reports…….……..…….……...….....Pages 24-25
F. Top 10 Providers/Paid Providers by Specialty….…….....….Page 26
G. Nurse Case Management Assignment Report…….…….....…Page 27

XIV. Solicitor's Report
A. Closed Cases Report……...…….....…Page 28
B. MEL Helpline and Contact List…….……....…..Pages 29-31

XV. Committee Reports
A. Finance Committee Meeting Minutes August 27, 2021……..Pages 32-45
1. 2021 Budget Amendment
a. Public Hearing
1. 2021 Budget Amendment Public Hearing – **Motion to Open – All in Favor**
2. 2021 Budget Amendment Public Hearing – **Motion to Close – All in Favor**
b. 2021 Amended Budget Adoption – **Motion to Adopt – Roll Call**…….…..Page 46
c. 2021 Amended Assessment Certification Adoption – **Motion to Adopt – Roll Call**……..…..….Page 47
2. Interim Financials 6/30/21…….…….Pages 48-57
3. MEL Fiduciary Disclosure……...….…Page 58
4. Environmental Impairment Liability Coverage Disclosure……Page 59
5. Resolution 2021-_____ Authorizing Refund of Closed Year Accounts (2008-2016) Surplus Release of Surplus – **Motion – Roll Call**……..…….Pages 60-61
B. EPL/Technology Liability Committee Meeting Minutes – July 21, 2021….……..Pages 62-69
C. Safety Committee Meeting Minutes – August 5, 2021…….……...Pages 70-92
D. Strategic Planning Committee Meeting Minutes – August 26, 2021…….…….Pages 93-98

XVI. Wellness Director Report
A. Wellness Report……..……....Pages 99-100
B. In Good Health……..…...…..Pages 101-106
C. Monthly Move…….……..…....Page 107
D. NJWELL Info and At Home Test……..…….Pages 108-109

XVII. Executive Director……..…….....…..Pages 110- 153
A. Lost Time Accident Frequency…….....….Pages 114-117
B. Certificates of Insurance…….….Pages 118-122
C. Financial Fast Track Report…….…….....…Pages 123-124
D. Regulatory Filing Checklists……...……..…....…..Pages 125-126
E. 2020 Safety Incentive Program Awards….……Page 127
F. 2021 Optional Safety Budget…….……...…….…….…….....…Page 128
G. 2021 Wellness Incentive……...……..…..…...Page 129
H. 2021 EPL/Cyber Risk Management Budget…….….……..Page 130
I. EPL Compliance Status …….…..……..…...…….…….……...….....…Pages 131-132
J. MEL Cyber Risk Management Plan Compliance/Grandfathered Status…….Pages 133-134
K. Statutory Bond Status……...….……...…….…..….Pages 135-136
L. Skateboard Park Approval Status…….…..…..... ..Page 137
M. Capehart & Scatchard Updates……..……...……...…....……Pages 138-141

N. Monthly Calendars……...……Pages 142-143
O. Pivot Point Newsletter……..Pages 144-145
P. 2022-2023 MEL EPL Risk Management Plan Update
Q Police Command Staff Training
R. Managerial & Supervisory Training
S. Non-Supervisory EPL Employee Training……....…….Pages 146-151
T. Protection & Safe Treatment of Minors Training – Add'l Dates Announcement….…..Page 152
U. Land Use Training Certification……..…….....…Page 153
V. Renewing Members
W. Renewing Members Visitation Program
X. Website
Y. New Member Activity

XVIII. MEL and/or RCF Reports

A. Resolution 2021 - _____Authorizing to Renew Membership in the Municipal Excess Liability Joint Insurance Fund for a Period of 3 Years, commencing on January 1, 2022 - **Motion – Roll Call**……Pages 154-157
B. RCF Meeting Report – September 1, 2021…….…..Pages 158-160
C. Resolution 2021 - _____Authorizing to Renew Membership in the Municipal Excess Liability Joint Insurance Fund for a Period of 3 Years, commencing on January 1, 2022 - **Motion – Roll Call**……Pages 161-164

XIX. Safety Director's Report

A. Activity Report …….…….……..... ....…..…. Pages 165-168
B. Police One Training…….....….....Update

XX. Treasurer's Report as of July 31, 2021…….……..……...…Pages 169- 370

A. Fund Status
B. Investment Report
C. Investment JCMI
D. Payment Register – **Motion to Approve - Roll Call**
E. Ratification of August Bill List – **Motion to Approve – Roll Call**……...Page 366
F. September Bill List **– Motion to Approve – Roll Call**……..Page 367
G. Analysis of Non-Assessment Receipts
H. AELCF

XXI. Miscellaneous Business

A. Nothing to Report

The next meeting will be held either on Wednesday, October 20, 2021 at 3:00 pm via Zoom, or on October 27, 2021 at 4:00 PM at Flanders Hotel, Ocean City. Additional information will be forthcoming.

XXII. Public Comment

A. Motion to Open Meeting to Public Comment – **Motion - All in Favor**
B. Motion to Close Meeting to Public Comment – **Motion – All in Favor**

XXIII. Motion to Adjourn Meeting – **All in Favor**

ATLANTIC COUNTY MUNICIPAL JOINT INSURANCE FUND
Via Zoom conference call

July 21, 2021 at 3:00 PM

OPEN SESSION MINUTES

The regular meeting of the Atlantic County Municipal Joint Insurance Fund (ACM JIF) was held via Zoom conference following social distancing guidelines for COVID-19 on July 21, 2021 at 3:00 PM, prevailing time. Chair Seib, City of Sea Isle City**,** presiding. The meeting was called to order at 3:00 PM.

FLAG SALUTE

STATEMENT OF COMPLIANCE WITH OPEN PUBLIC MEETING ACT

Notice of this meeting was given by: (1) sending sufficient notice herewith to *The Press of Atlantic City* and the *Courier Post*, Cherry Hill, New Jersey; (2) filing advance written notice of this meeting with the Clerks/Administrators of all member municipalities of the Atlantic County Municipal Joint Insurance Fund; and (3) posting notice on the public bulletin boards of all member municipalities of the Atlantic County Municipal Joint Insurance Fund.

ROLL CALL of FUND COMMISSIONERS

Those in attendance were:

Jessica Thompson, **Absecon City**
Scott Wahl, **Avalon Borough**
Bill Nimohay **Buena Borough**
Joe Picard, **Cape May City**
Ed Grant, **Cape May Point**
Heather Sparks, **Commercial Twp.**
LaVerne Kirn, **Corbin City**
Dawn Marie Bascelli, **Deerfield Twp.**
Jessica Bishop, **Dennis Twp.**
Samantha Tucker, *Alt*., **Downe Twp.**
Judson Moore, **Estell Manor City**
Patricia Gatto, **Folsom Borough**
Alim Parks, Sr., *Alt*. **Galloway Twp.**
Anthony Strazzeri, *Alt*., **Linwood City**
Rich Hirsch, **Longport Borough**
Karen Fournier, **Lower Twp.**
Lisa McLaughlin, **Margate City** *(Joined after roll call)*
Sue Quinones, *Alt*., **Middle Twp.**
Dawn Stollenwerk, **Mullica Twp.**
Sam Barbagli, **Newfield Borough**
Ron Simone, **North Wildwood City**
Mary Canesi, **Northfield City**
Liz Woods, *Acting Sec*, **Ocean City**
Kellie Seib, *Chair*, **Sea Isle City**
Shelby Heath, *Alt*., **Somers Point City**
Teri Smuz, **Upper Twp.**

Roy Spoltore, **Upper Deerfield Twp.**
Jim Goos, **Ventnor City**
Jim D'Auria, **Waterford Twp.**
Lauren Vitelli, **West Cape May Borough**
Carl O'Hala, *Alt*., **West Wildwood City**
DJ Ayres, **Weymouth Twp.**
Dan Dunn, *Alt*., **Wildwood City**
Connie Mahon, **Wildwood Crest**

Absent were:

Mollye O'Neill, **Brigantine City**
Eileen Tedesco, **Egg Harbor Twp.**
Lisa Marcologno, *Alt*., **Hamilton Twp.**
Regina Burke, **Millville City**
Sean Riggin, **Pleasantville City**
Jim Craft, *Sec*, **Stone Harbor Borough**
Lisa Garrison, **Woodbine Borough**

Present Fund Professionals were:

Paul A. Forlenza, MGA, Executive Director, *AJG Risk Management Services, Inc.*
Paul J. Miola, CPCU, ARM, Deputy Executive Director, *AJG Risk Management Services, Inc.*
Tracy Forlenza, Recording Secretary
Chris Roselli, Claims Administrator, *Qual-Lynx*
Karen Beatty, Managed Care Provider, *QualCare*
Rob Garish, Safety Consultant, *J.A. Montgomery Risk Control*
Keith Hummel, Safety Consultant, *J.A. Montgomery Risk Control*
David DeWeese, Esquire, Fund Solicitor, *The DeWeese Law Firm, P.C.*
John Hansen, Fund Treasurer
Jordan Simone, Fund Wellness Director

Present Risk Management Consultants were:

C. J. Adams Company
Atlantic Associates
J. Byrne Agency, Inc.
Conner Strong & Buckelew
Glenn Insurance
Hardenbergh Insurance
Thomas Heist Insurance Agency
Insurance Agencies Inc.
Marsh & McLennan Agency
McMahon Agency, Inc.
William R. Mints Agency
Siracusa-Kauffman Insurance

Absent Risk Management Consultants were:
Assured Partners
BCA Insurance

These minutes do not necessarily reflect the order in which some items were discussed.

In absence of Regina Burke, Millville, Sean Riggin, Pleasantville, and Secretary Jim Craft, Stone Harbor, alternates Lauren Vitelli, West Cape May, Joseph Picard, Cape May City and Heather Sparks, Commercial Twp, were moved to the Executive Board for voting purposes. Elizabeth Woods, Ocean City was moved to Acting Secretary in Secretary Craft's absence.

APPROVAL OF MINUTES−OPEN SESSION

Chair Seib entertained a motion to approve the meeting minutes of the June 16, 2021 Executive Committee Meeting.

Motion by Ms. Woods, seconded by Mr. Simone, to approve the meeting minutes of the June 16, 2021 Executive Committee Meeting as presented. All in Favor. Motion carried by unanimous vote.

APPROVAL OF MINUTES −CLOSED SESSION

Confidential Closed Session Meeting Minutes were distributed to the Executive Committee Members.

Chair Seib entertained a motion to adopt the Closed Session Meeting Minutes of the June 16, 2021 Executive Committee meeting.

Motion by Ms. Canesi, seconded by Mr. Simone, to approve the Closed Session minutes of the June 16, 2021 Executive Committee meeting as presented. All in Favor. Motion carried by unanimous vote.

The Closed Session meeting minutes of the June 16, 2021 meeting shall not be released to the public until the reason(s) for their remaining closed is no longer applicable and the Fund Solicitor has had the opportunity to review them.

Confidential Closed Session Meeting Minutes were collected.

CLOSED SESSION - RESOLUTION #2021-32

Be it moved by the Atlantic County Municipal Joint Insurance Fund that the public be excluded from this portion of the meeting to permit the Executive Committee to consider in closed session matters affecting the safety and property of the public and to discuss pending or anticipated litigation and/or contract negotiations and that the minutes covering these matters and the results of closed session will be released to the public when the reasons for discussing and on them in closed session no longer exists as required by the Open Public Meeting Act.

Chair Seib entertained a motion to adopt *Closed Session Resolution 2021-32.*

Motion by Ms. Canesi, seconded by Mr. Simone, to adopt *Resolution 2021-32* as presented.

ROLL CALL	***Yeas:***	Heather Sparks, **Commercial Twp** Joe Picard, **Cape May City** Ron Simone, **North Wildwood** Mary Canesi, **Northfield** Liz Woods, *Acting Sec*, **Ocean City** Kellie Seib, *Chair*, **Sea Isle City** Lauren Vitelli, **West Cape May**
	Nays:	None
	Abstained:	None

All in favor. Motion carried by unanimous vote.

REOPEN PUBLIC PORTION OF THE MEETING

Chair Seib entertained a motion to reopen the public portion of the meeting.

Motion by Mr. Picard, seconded by Ms. Canesi, to reopen the public portion of the meeting. All in favor. Motion carried.

AUTHORIZATION OF CLAIMS PAYMENTS

The claims for payment were presented as discussed in *Closed Session.*

Chair Seib asked if there were any questions at this time. No questions were entertained.

Chair Seib entertained a motion to approve the claims for payment as discussed in *Closed Session*.

Motion by Mr. Simone, seconded by Ms. Vitelli to approve the claims payments as discussed in Closed Session.

They are as follows:

June 2021 PARs:

Workers´Compensation	***General Liability***	***Auto***	***Property***
2021233791	2020183803	2017104871	2021241022
2021237286	2021213254		2021237124
2021234875	2020181602		2021239318
2019162198	2019175230		
2019148007	2019164294		
2021237523			
2021229819			
2019161851			
2020208042			
2019161335			
2021238654			
2019173700			
2021240497			
2021235601			

ROLL CALL ***Yeas:*** Heather Sparks, **Commercial Twp**
Joe Picard, **Cape May City**
Ron Simone, **North Wildwood**
Mary Canesi, **Northfield**
Liz Woods, *Acting Sec*, **Ocean City**
Kellie Seib, *Chair*, **Sea Isle City**
Lauren Vitelli, **West Cape May**

Nays: None

Abstain: None

All in favor. Motion carried by unanimous vote.

ABANDON SUBROGATION

Acting Secretary Woods motioned to abandon subrogation on the following Qual-lynx files:

Qual-Lynx File #s
2020196812
2019176642
2020181421
2020185399

Motion by Ms. Woods, seconded by Mr. Picard to abandon subrogation on the files as presented.

ROLL CALL	***Yeas:***	Heather Sparks, **Commercial Twp** Joe Picard, **Cape May City** Ron Simone, **North Wildwood** Mary Canesi, **Northfield** Liz Woods, *Acting Sec*, **Ocean City** Kellie Seib, *Chair*, **Sea Isle City** Lauren Vitelli, **West Cape May**
	Nays:	None
	Abstain:	None

Motion carried by unanimous vote.

CLAIMS REVIEW COMMITTEE REPORT – OPEN SESSION ITEMS

Mr. Forlenza noted that there was nothing to report for open session.

CLAIMS ADMINISTRATOR'S REPORT

Lessons Learned from Losses – July

Mr. Roselli reported that the *Lessons Learned from Losses* this month focuses on Comorbidities. He reminded the members that comorbidities are one or more additional conditions occurring at the same time as the primary condition. He noted that in November 2019 Qual-lynx began tracking comorbidities to show the cost differential and time out of work between a claim where the person has comorbidities such as high cholesterol, diabetes, obesity, etc. versus one where they do not. He referred to page 17 of the agenda where it details the following:

Claims	Claim Count	Total Incurred	Average Total Incurred per Claim	Average Lost Time/Days per Claim
With Comorbidity	109	$6,436,691	$59,052.21	80.6 Days
W/O Comorbidity	220	$7,607,382	$34,579.01	48.3 Days

**This chart is based on 18 months of data.*

Mr. Roselli reminded the members to review his newsletter and share it with their employees. He reminded members to work with Jordan Simone, Wellness Director, to try and reduce these numbers. He asked that his *Lessons Learned* be placed where your employees can see it in hopes they read the bulletin.

The remainder of the Claims Administrator's report was provided in Closed Session.

MANAGED HEALTH CARE REPORT
Lost Time v. Medical Only Cases

Ms. Beatty presented the ACM JIF Lost Time v. Medical Only Cases (Intake Report).

	June	***YTD***
Total Intakes (New Claims)	*98*	*570*
Report Only	*40*	*196*
Report Only % of Total	*41%*	*34%*
Medical Only	*48*	*255*
Lost Time	*8*	*112*
Medical Only/Lost Time Ratio	*86:14*	*70:30*
Occupational, Claim Petition, Cancer Presumption	*2*	*7*
COVID-19	*3*	*211*
Average Days to Report to QL	*3.5*	*6.2*

PPO Penetration Report:

Ms. Beatty presented the self-explanatory *PPO Penetration Rate Report.*

PPO Penetration Rate	***June***	***YTD***
Bill Count	708	4,016
Original Provider Charges	$949,056	$4,420,956
Re-priced Bill Amount	$286,755	$1,400,190
Savings	$662,301	$3,345,661
% of Savings	70%	70%
Participating Provider Penetration Rate- Bill count	97%	96%
Participating Provider Penetration Rate-Provider Charges	98%	96%
EPO Penetration Rate – Bill Count	98%	97%
EPO Penetration Rate –Provider Charges	99%	97%

Transitional Duty Report

Ms. Beatty presented her *Transitional Duty reports*.

Transitional Duty Summary Report	***YTD***
Transitional Duty Days Available	4,651
Transitional Duty Days Worked	3,384
% of Transitional Duty Days Worked	73%
Transitional Duty Days Not Accommodated	1,267
% of Transitional Duty Days Not Accommodated	27%
Money Saved by Accommodating	$310,498
Cost of Days NOT Accommodated	$139,550

Ms. Beatty stated that she included transitional duty jobs broken out by job, title, injury type, and what the transitional duty assignment was on page 22.

COVID-19

Ms. Beatty stated that there are 211 COVID exposures reported to date in 2021 for the ACMJIF members.

Ms. Beatty asked if there were any questions at this time. No questions were entertained.

SOLICITOR'S REPORT

Mr. DeWeese presented the following reports:

Closed Claims
Mr. DeWeese noted that there were two (2) cases closed in July; both closed with little or no payment to the Plaintiff.

MEL EPL Helpline
Mr. DeWeese stated that there is a reminder regarding the MEL EPL Helpline in the agenda. He again urged members to review the MEL EPL Helpline authorized contact list and make certain that the individual listed is accurate as he noted he recognizes several individuals that retired and/or should not be on this list.

Mr. DeWeese entertained any questions. Ms. Canesi questioned if she can contact him regarding a public official issue. Mr. DeWeese stated that Ms. Canesi is welcome to contact him. No other questions were entertained.

COMMITTEE REPORTS

Joint Coverage Committee meeting – June 22, 2021
Mr. Miola noted the minutes from the Joint Coverage Committee meeting that was held on June 22, 2021 via zoom and are included in the agenda packet beginning on page 31. He noted that 2021 renewal process was discussed and difficulties due to the hardening of the insurance markets. He stated that the MEL assumed more risk "in house" to save more costs. He reported that the Fund Underwriter, Mr. Cooney, discussed the current state of the insurance market, the increases and how it relates to the renewal challenges for 2022. He noted that the fire fighter cancer presumption, sexual abuse and molestation, pension offset, COVID -19, and recreational marijuana are some items affecting the increases. He reported that there are JIF programs in place (listed on page 36-37) to help control some of these costs. These are cyber risk management program, repair shop program, workers' compensation initiatives, return to work program, police initiatives, EPL/Land Use training, SAM training/background checks, inter-local agreements, exposure data, etc. He further stated that rental reimbursement limits for certain vehicles was also discussed. They also discussed that the ACM JIF does not have Environmental Impairment Liability coverage and should be obtained through the individual risk management consultants.

Mr. Miola entertained any questions. No questions were entertained.

WELLNESS DIRECTOR REPORT
Ms. Simone stated that her report is included in the agenda packet and encouraged the members to read through her material beginning on page 58. She noted that the July challenge is a walking challenge and discussed the benefits of it.

Ms. Simone also stated that she has reached out to all the municipalities regarding their Wellness Incentive funds for 2021. She noted that Cape May City hosted two Employee Farm Markets; Deerfield Twp is hosting weekly wellness walks; Folsom purchased e-readers and is hosting a summer book club; and Sea Isle City purchased fresh fruit and veggies trays for their employees.

Ms. Simone noted that Mr. Roselli and Qual-lynx explained how comorbidities affect workers' compensation claims and how wellness can be a big part of minimizing them.

Ms. Simone noted that the newsletter focuses on Skin Health issues; protecting yourself from ticks, the sun; mindful moments including 3 mid-work exercises; and recipes. She asked that all members share the newsletter with their employees.

Ms. Simone asked if there were any questions. No questions were entertained.

EXECUTIVE DIRECTOR'S REPORT

2021 3rd Installment – Mr. Forlenza commented that earlier this week it was discovered that there was an issue with some members receiving their JIF 3rd quarter installment bills due to integration of Microsoft 365 and it potentially "black listing" the "@AJG.com" exchange. Please check with your CFO and if you have not gotten your bill, please reach out to Tracy Forlenza in our office as we did not get any notification.

Certificates of Insurance -Mr. Forlenza noted that the certificates of insurance are included in the agenda. He asked members to review and please make sure that these were requested by your municipality and issued properly. If you have not received your certificates, please reach out to Ed Cooney at the Underwriter's office.

Safety, OSB, Wellness and EPL/Cyber Reimbursement- Mr. Forlenza stated that all SIP, OSB, Wellness and EPL/Cyber funds are available for use at this time. He noted that the official letter stating all the SIP amounts were emailed to members. He asked members to please review the program requirements and contact Jordan, Tracy or Rob Garish prior to purchases if unsure if it is an approved purchase. He stressed that all members should claim their reimbursements as they are spent and not wait until the end of the year.

MEL Cyber Risk Management Plan Compliance/Grandfathered Status – Mr. Forlenza reported that there are two checklists on pages 86-87. He noted it shows the members' current status in regards to version 1 and version 2 of the Cyber RMP. He encouraged members to work with their IT personnel to implement these guidelines to protect their municipality, assist the JIF in getting cyber coverage and reduce their deductibles. If you feel your report is inaccurate, please contact Ed Cooney at the Fund Underwriter's office. He noted the deadline is October 1, 2021. He also stated that members already in compliance with tier 1 or tier 2 as of March 5, 2021 are grandfathered until October 1, 2021. He stated that the Underwriters are going to review these standards going into 2022 as the market for cyber coverage is unstable.

Statutory Bonds - Mr. Forlenza noted that there are statutory positions that require individual bonds so please review the checklist on pages 88-89 as it is the individual, not the position, which is bonded. With retirements at June 30th being popular, please make certain you complete the application for any change in a bonded position. Any changes require a completed application, which can be found on the MEL website (linked from the JIF website), and submitted to the MEL Underwriting Office for approval. Please contact Ed Cooney with questions.

2022-2023 MEL EPL Risk Management Plan Update – Mr. Forlenza noted the revised Model Employment Practice Policies and Employee Handbook were placed on the NJ MEL's website (NJMEL.org) in July 2020. Adopting the revised policies and handbook are one of steps required by all members to become/remain in compliance with the MEL EPL Risk Management Plan so he encouraged members to begin this process. He stated the date for completing the necessary steps for compliance with the MEL EPL Risk Management Plan has been extended from June 1, 2021 to November 1, 2021. He noted that there is a revised Safe Treatment of Minors policy updated to include background check resources. He noted that if you have already adopted the policy before the revision, the MEL will accept the old policy.

Police Command Staff Training – Mr. Forlenza stated that a component of the MEL EPL Risk Management Program is Police Command Staff training. He reported that the in-person training for Chiefs

were held June 3, June 8 and June 23 and sign in sheets were on the JIF website until there was a concern with police officers signatures being posted. Mr. Forlenza noted that you may reach out to our office and we can provide you the information.

Managerial & Supervisors Training – Mr. Forlenza noted another aspect of the MEL EPL Risk Management Plan is Managers and Supervisors training. The Employment Practice piece of the training was held via webinar with Armando Riccio. He noted that twenty (20) different sessions were held and close to 1,000 have completed this training. The individuals that have participated are listed on the JIF website www.acmjif.org. He noted that no additional training has been planned, but if you are still in need, please send an email to Paul_forlenza@AJG.com.

Non-Supervisory EPL Employee Training – Mr. Forlenza noted non-supervisory employee training - *Building a Safe Workspace: Anti-Harassment and Discrimination* is available on the MEL website through the MSI. He noted that his office sent notification with REVISED instructions on April 14, 2021 to access that video through the MSI. He commented that this course must be offered to employees as a requirement of the program, but the employees are not required to complete it. He noted that the process of offering them the program must be **documented**.

Protection & Safe Treatment of Minors – Mr. Forlenza reminded members that the MEL launched the *Protection and Safe Treatment of Minors Program* last fall. He noted that training was held, but additional dates were released and can be found on page 103 of the agenda. He stated that this assists the JIF in defending claims against the municipality and the individual named in the cases as well. He asked members to follow up with their personnel regarding this 2 hour webinar. He strongly recommended all the members to take this training.

Renewing Members – Mr. Forlenza noted that there are eleven (11) members who are up for renewal 1/1/2022. Mr. Miola and he are meeting with their governing bodies and answering questions they may have regarding the JIF. The presentations are being well received.

2022 Exposure Renewal Process – Mr. Forlenza stated that on July 8, 2021 members were notified of the process from our office and followed up with a link from the Origami system. The exposure renewal process needs to be completed by August 31, 2021.

2021 Property Reports – Mr. Forlenza commented that 25% of the members were physically appraised and completed reports were sent to members July 8, 2021. He asked that members review the report and notify our office with any concerns.

Quarterly Attendance – Mr. Forlenza reminded members that the quarterly attendance report can be found in the agenda on page 105. He stated that any discrepancies should be directed to Tracy Forlenza.

Mr. Forlenza asked if there were any questions. No questions were entertained.

MEL/RCF REPORTS

Mr. Hirsch noted that the MEL has not met since June 2, 2021. He asked members to review the MEL cyber task force update on pages 106-108. He stated the MEL meets September 1, 2021.

Mr. Hirsch asked if there were any questions. No questions were entertained.

SAFETY DIRECTOR'S REPORT

Mr. Garish stated that the Safety Director's Report begins on page 109. He stated that the report is self-explanatory.

He stated the bulletins sent out this month are listed in his report. He noted that 26/41 members have police agencies; 25/26 are using the Police One platform; 18/25 are actively taking Police One courses with approximately 5,069 courses completed as of June 14, 2021. He noted that anyone who would like to know

where they stand with Police One training to please contact him. He thanked Megan Matro from the Executive Director's office for providing this information.

Mr. Garish noted that there are four (4) different platforms for training now. He stated that they are: MSI LIVE training (which includes the MEL media library video rentals); the MSI NOW (streaming videos added this year due to COVID); the traditional videos for streaming on MSI; and webinar trainings with live instructors for CEUs (this can be accessed from MSI). He noted the virtual MSI training directory is in the handout. He reported that an updated MSI website was recently updated and easier to navigate. He reminded members that to offer CEUs, the attendee MUST be present for the entire session.

Mr. Garish asked if there were any questions. No questions were entertained.

TREASURER'S REPORT

Reports
Mr. Hansen presented the Treasurer's Report for the period ending **June 30, 2021.** The report was made part of the agenda packet beginning on page 112. Mr. Hansen noted the following information:

Investment Interest

Interest Income:	**June**
Interest Received from Account Balances-Investors	$4,235.90
Interest Received from JCMI	$11,256.35
Coupon Interest Payment	$0
Amortization and/or interest cost	$0
Amortization and/or interest cost-JCMI	$544.89
Unrealized Gain/Loss-W&T	<$41,529.07>
Unrealized Gain/Loss-JCMI	$2,014.55
Management Fee-W&T	<$0>
Management Fee-JCMI	<$1,630.03>
Misc.	<$0>
Net Gain/Loss in Interest	**$27,548.87**

Interest Accrual:	**June**
Beginning Interest Accrual	$114,921.72
Change in Accrued Interest	$21,900.26
Ending Interest Accrual	**$93,021.46**

Unrealized Gain/Loss-W&T	June
Current Month	$496,260.08
Prior Month	$537,789.15
Change in unrealized gain/loss	<$41,529.07>

Unrealized Gain/Loss-JCMI	June
Change in unrealized gain/loss	$2,014.55

Investment Balance-W&T	June
Beginning of Month	$24,426,309.76
End of Month	$23,384,780.69

Investment Balance-JCMI	June
Beginning of Month	$15, 031,691.03
End of Month	$15,043,876.79
Overall rate of return this month	.651 %

Portfolio-W&T	Total	Percentage
US Treasury Bonds	$23,384,780.69	100%

Portfolio-JCMI	Total	Percentage
MEL JCMI ACCOUNT	$15,043,876.79	100%

Receipt Activity for the Period:

	June	YTD
Subrogation Receipts	$130,701.02	$192,236.44
Other	$0	$29,429.00
Adjustment Receipts	$720.50	$2,954.57

Claim activity for the month for claims paid by the Fund and claims payable by the Fund are in the amount of $954,573.46 with a total of 397 checks issued totaling 1,351 claims payments.

Cash Activity for the Period

During the reporting month, the Fund's "Cash Position" changed from an opening balance of $51,639,055.39 to a closing balance of $49,989,501.27 showing a decrease in the Fund of $1,649,554.12.

A.E.L.C.F. PARTICIPANT BALANCES

Member	6/30/2021 Unaudited(includes interest allocation)
Buena Vista	170.31
Egg Harbor City	42,087.09
Hamilton Township	85,134.21
Hammonton Town	102,735.41
Middle Township	173,324.81
Mullica Township	27,749.85
Northfield	110,345.35
Pleasantville City	505.30
Port Republic	2,816.03
Upper Deerfield Township	73,633.65
Waterford Township	27,991.10
Upper Township	117,280.99
Stone Harbor	9,416.34
Total	**$773,190.44**

Allocation of Funds

FUND	Total	Percentage
Treasury	$23,384,780.69	47%
JCMI	$15,043,876.79	30%
Investors	$11,536,745.24	23%

3rd Quarter Installments

Mr. Hansen noted that if payments are not received by late August, he will send an email reminder.

Mr. Hansen asked if there were any questions. No questions were entertained.

Payment Register

Chair Seib entertained a motion to approve the ***June 2021 Payment Register*** (Claims Activity).

Chair Seib asked if there were any questions at this time. No questions were entertained.

Motion by Mr. Simone, seconded by Ms. Vitelli to approve the ***June 2021 Payment Register*** (Claims Activity) as submitted by Mr. Hansen.

ROLL CALL	***Yeas:***	Heather Sparks, **Commercial Twp**
		Joe Picard, **Cape May City**
		Ron Simone, **North Wildwood**
		Mary Canesi, **Northfield**
		Liz Woods, *Acting Sec*, **Ocean City**
		Kellie Seib, *Chair*, **Sea Isle City**
		Lauren Vitelli, **West Cape May**
	Nays:	None
	Abstained:	None

Motion carried by unanimous vote.

Bill List – July

For the Executive Committee′s consideration, Mr. Hansen presented the ***July 2021 Bill List*** in the amount of **$1,566,092.14**.

Chair Seib asked if there were any questions at this time. No questions were entertained.

Chair Seib entertained a motion for approval of the ***July 2021 Bill List***.

Motion by Mr. Picard, seconded by Mr. Simone, to approve the ***July 2021 Bill List*** as presented.

ROLL CALL	***Yeas:***	Heather Sparks, **Commercial Twp**
		Joe Picard, **Cape May City**
		Ron Simone, **North Wildwood**
		Mary Canesi, **Northfield**
		Liz Woods, *Acting Sec*, **Ocean City**
		Kellie Seib, *Chair*, **Sea Isle City**
		Lauren Vitelli, **West Cape May**
	Nays:	None
	Abstained:	None

Motion carried by unanimous vote.

RMC Bill List – July

For the Executive Committee′s consideration, Mr. Hansen presented the ***July 2021 RMC Bill List*** in the amount of **$173,431.00**.

Chair Seib asked if there were any questions at this time. No questions were entertained.

Chair Seib entertained a motion for approval of the ***July 2021 RMC Bill List***.

Motion by Ms. Vitelli, seconded by Ms. Canesi, to approve the ***July 2021 RMC Bill List*** as presented.

ROLL CALL	***Yeas:***	Heather Sparks, **Commercial Twp**
		Joe Picard, **Cape May City**

		Ron Simone, **North Wildwood** Mary Canesi, **Northfield** Liz Woods, *Acting Sec*, **Ocean City** Kellie Seib, *Chair*, **Sea Isle City** Lauren Vitelli, **West Cape May**
	Nays:	None
	Abstained:	None

Motion carried by unanimous vote.

MISCELLANEOUS BUSINESS

Resolution 2021-33 Authorizing the Executive Director to Execute the Destruction of Records
Chair Seib entertained a motion to approve Resolution 2021-33 Authorizing the Executive Director to Execute the Required New Jersey Department of Taxation, Division of Revenue & Enterprise Services, Records Management Services form for the Destruction of Claims files.

Motion by Ms. Vitelli, seconded by Mr. Simone to approve Resolution 2021-33 Authorizing the Executive Director to Execute the Required New Jersey Department of Taxation, Division of Revenue & Enterprise Services, Records Management Services form for the Destruction of Claims files, as presented.

ROLL CALL	***Yeas:***	Heather Sparks, **Commercial Twp** Joe Picard, **Cape May City** Ron Simone, **North Wildwood** Mary Canesi, **Northfield** Liz Woods, *Acting Sec*, **Ocean City** Kellie Seib, *Chair*, **Sea Isle City** Lauren Vitelli, **West Cape May**
	Nays:	None
	Abstain:	None

Motion carried by unanimous vote.

Motion to Authorize Payment of Fund Vendors in August 2021
Chair Seib entertained a Motion for Authorization to Process and Pay Fund Vendors in August 2021.

Motion by Ms. Vitelli, seconded by Mr. Simone for Authorization to Process and Pay Fund Vendors in August 2021, as presented.

ROLL CALL	***Yeas:***	Heather Sparks, **Commercial Twp** Joe Picard, **Cape May City** Ron Simone, **North Wildwood** Mary Canesi, **Northfield** Liz Woods, *Acting Sec*, **Ocean City** Kellie Seib, *Chair*, **Sea Isle City** Lauren Vitelli, **West Cape May**
	Nays:	None
	Abstain:	None

Motion carried by unanimous vote.

Motion to Authorize Executive Director's Office to Re-Advertise Meetings

Chair Seib entertained a Motion to Authorize the Executive Director's Office to re-advertise the September, October, November and December 2021 Executive Committee meetings if necessary in consultation with the Fund Chair, Fund Secretary, and Fund Solicitor.

Motion by Ms. Canesi, seconded by Mr. Simone for Authorization for the Executive Director's Office to re-advertise the September, October, November and December 2021 Executive Committee meetings if necessary in consultation with the Fund Chair, Fund Secretary, and Fund Solicitor, as presented.

ROLL CALL	***Yeas:***	Heather Sparks, **Commercial Twp** Joe Picard, **Cape May City** Ron Simone, **North Wildwood** Mary Canesi, **Northfield** Liz Woods, *Acting Sec*, **Ocean City** Kellie Seib, *Chair*, **Sea Isle City** Lauren Vitelli, **West Cape May**
	Nays:	None
	Abstain:	None

Motion carried by unanimous vote.

Motion to Authorize Executive Director's Office to Prepare, Advertise, and Receive Managed Care Proposals

Chair Seib entertained a Motion to Authorize the Executive Director's Office to Prepare, Advertise, and Receive Requests for Proposals for Managed Care Services.

Motion by Ms. Vitelli, seconded by Mr. Simone to Authorize the Executive Director's Office to Prepare, Advertise, and Receive Requests for Proposals for Managed Care Services, as presented.

ROLL CALL	***Yeas:***	Heather Sparks, **Commercial Twp** Joe Picard, **Cape May City** Ron Simone, **North Wildwood** Mary Canesi, **Northfield** Liz Woods, *Acting Sec*, **Ocean City** Kellie Seib, *Chair*, **Sea Isle City** Lauren Vitelli, **West Cape May**
	Nays:	None
	Abstain:	None

Motion carried by unanimous vote.

Motion to Authorize Executive Director's Office to Prepare, Advertise, and Receive Technology Risk Management Services Proposals

Chair Seib entertained a Motion to Authorize the Executive Director′s Office to Prepare, Advertise, and Receive Requests for Proposals for Technology Risk Management Services.

Motion by Mr. Picard, seconded by Mr. Simone to Authorize the Executive Director′s Office to Prepare, Advertise, and Receive Requests for Proposals for Technology Risk Management Services, as presented.

ROLL CALL	***Yeas:***	Heather Sparks, **Commercial Twp** Joe Picard, **Cape May City** Ron Simone, **North Wildwood** Mary Canesi, **Northfield** Liz Woods, *Acting Sec*, **Ocean City** Kellie Seib, *Chair*, **Sea Isle City** Lauren Vitelli, **West Cape May**
	Nays:	None
	Abstain:	None

Motion carried by unanimous vote.

Resolution 2021-34 Authorize Contract with WIZER for Cyber Hygiene
Chair Seib entertained a Motion to Authorize the Fund Chair and Secretary to Execute Contract with WIZER to Provide Cyber Hygiene training to employees of the members of the ACM JIF from August 1, 2021 to December 31, 2021 with cost NTE $8,398.

Mr. Forlenza commented that the current vendor providing cyber hygiene training, Media Pro, and one of their primary vendors, was purchased by a competitor and is unable to provide the reports and services contracted. He reached out to the Ed Cooney seeking an alternative source for this training. Mr. Cooney referred him to the Excess Cyber carrier′s cyber hygiene vendor, Cowbell. He noted Cowbell is in contract with WIZER to provide discounted cyber hygiene programs to its insureds of which the MEL is one. Mr. Forlenza contacted WIZER and received a proposal for 10,000 employees for a 5 month period across all three JIFs with which he works. He also reported that the authorization was also just granted to issue an RFP for Technology Risk Management Services for 2022 and beyond which includes Cyber Hygiene training.

Motion by Ms. Vitelli, seconded by Mr. Picard to Authorize the Fund Chair and Secretary to Execute Contract with WIZER to Provide Cyber Hygiene training to employees of the members of the ACM JIF from August 1, 2021 to December 31, 2021 with cost NTE $8,398, as presented.

ROLL CALL	***Yeas:***	Heather Sparks, **Commercial Twp** Joe Picard, **Cape May City** Ron Simone, **North Wildwood** Liz Woods, *Acting Sec*, **Ocean City** Kellie Seib, *Chair*, **Sea Isle City** Lauren Vitelli, **West Cape May**
	Nays:	None
	Abstain:	Mary Canesi, **Northfield**

Motion carried by majority vote.

Next Meeting

Chair Seib reminded the members that there will be NO August meeting. The next meeting will be held on **Wednesday <u>September 15, 2021</u>** at **<u>3:00 PM</u>** in person at Avalon Community Hall.

PUBLIC COMMENT

Open Public Comment

Chair Seib entertained a motion to open the meeting to the public for comment.

Motion by Ms. Canesi, seconded by Mr. Simone, to open the meeting to the public. All in favor. Motion carried.

Close Public Comment

Chair Seib entertained a motion to close the public comment.

Motion by Ms. Canesi, seconded by Mr. Simone, to close the meeting to the public. All in favor. Motion carried.

MOTION TO ADJOURN

Motion by Mr. Simone, seconded by Ms. Canesi, to adjourn the July 21, 2021 meeting of the ACM JIF. Motion carried.

The meeting was adjourned at 4:08 PM.

_____ _____

Tracy Forlenza, *Recording Secretary* for **Elizabeth Woods,** *Acting Secretary*

LESSONS LEARNED FROM LOSSES

September 2021- SAFE LIFTING

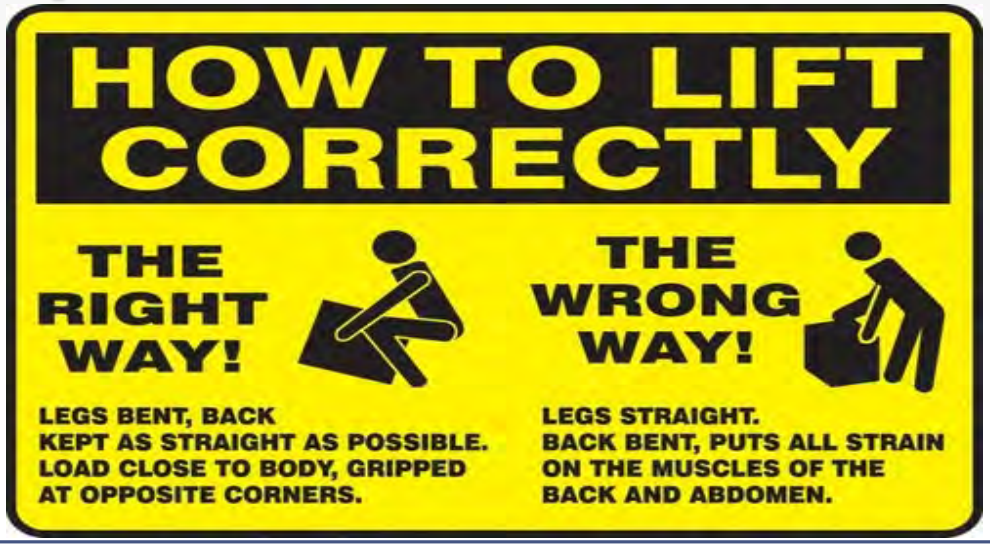

It is one of the most common causes of injuries to employees, but proper technique and taking a moment to determine the best way to lift or move something, or asking for help, will greatly reduce the numbers and severity of these claims. Employees should use "**S.MA.R.T**." lifting techniques.

Size up the load.
Move the load closer.
Always bend your knees
Raise the load with your legs
Turn your feet in the direction you want to move

Example 1: EMT assisting with lifting of patient and immediately felt pain in the upper back Conservative treatment has failed and a 2 level cervical fusion surgery is being scheduled. The total incurred on the file is $130,000.00

Example 2: Employee was lifting a trash bag to be thrown into a dumpster and strained their shoulder and upper back. Conservative treatment has succeeded on the back, but the shoulder required arthroscopic surgery. The total incurred on the claim is more than $85,000.

Municipal Joint Insurance Fund
South Jersey Communities Securing Their Future

Qual-lynx.com

QUAL-LYNX

Atlantic County Municipal JIF
Managed Care Summary Report
2021

Intake	July-21	July-20	2021 July YTD	2020 July YTD
# of New Claims Reported	133	171	706	546
# of Report Only	56	59	251	188
% Report Only	42%	35%		34%
# of Medical Only	67	78	320	231
# of Lost Time	9	34	127	125
Medical Only to Lost Time Ratio		70:30		65:35
Occupational, Claim Petition	1	0	8	2
COVID-19	9	57	199	174
Average # of Days to Report a Claim (Indemnity, Medical Only, Report Only)	1.5	2.2	5.3	3.0

Nurse Case Management	July-21	July-20
# of Cases Assigned to Case Management	105	91
# of Cases > 90 days	81	62

Savings	July-21	July-20	2021 July YTD	2020 July YTD
Bill Count	584	443	4600	3514
Provider Charges	$953,530	$775,729	$5,699,381	$5,196,685
Repriced Amount	$304,552	$229,028	$1,704,742	$1,524,520
Savings $	$648,978	$546,702	$3,994,639	$3,672,165
% Savings	68%	70%	70%	71%

Participating Provider Penetration Rate	July-21	July-20	2021 July YTD	2020 July YTD
Bill Count	97%	95%	96%	96%
Provider Charges	97%	92%	96%	97%

Exclusive Provider Panel Penetration Rate	July-21	July-20	2021 July YTD	2020 July YTD
Bill Count	97%	96%	97%	97%
Provider Charges	97%	88%	97%	99%

Transitional Duty Summary		2021 July YTD	2020 July YTD
% of Transitional Duty Days Worked		73%	71%
$ Saved By Accommodating		$365,057	$383,080
% of Transitional Duty Days Not Accommodated		27%	29%
Cost Of Days Not Accommodated		$160,059	$140,674

Atlantic County Municipal JIF
Managed Care Summary Report
2021

Intake	August-21	August-20	2021 August YTD	2020 August YTD
# of New Claims Reported	143	120	857	665
# of Report Only	67	35	316	222
% Report Only	47%	29%	37%	33%
# of Medical Only	62	75	381	300
# of Lost Time	14	10	151	143
Medical Only to Lost Time Ratio		88:12		68:32
Occupational, Claim Petition	0	1	9	3
COVID-19	50	25	253	200
Average # of Days to Report a Claim (Indemnity, Medical Only, Report Only)	3.2	3.1	4.7	3.0

Nurse Case Management	August-21	August-20
# of Cases Assigned to Case Management	104	89
# of Cases > 90 days	83	65

Savings	August-21	August-20	2021 August YTD	2020 August YTD
Bill Count	416	580	5016	4094
Provider Charges	$523,800	$612,074	$6,223,180	$5,808,759
Repriced Amount	$276,608	$182,018	$1,981,350	$1,706,538
Savings $	$247,191	$430,056	$4,241,830	$4,102,221
% Savings	47%	70%	68%	71%

Participating Provider Penetration Rate	August-21	August-20	2021 August YTD	2020 August YTD
Bill Count	89%	97%	95%	96%
Provider Charges	92%	98%	96%	97%

Exclusive Provider Panel Penetration Rate	August-21	August-20	2021 August YTD	2020 August YTD
Bill Count	92%	96%	96%	97%
Provider Charges	94%	97%	97%	97%

Transitional Duty Summary		2021 August YTD	2020 August YTD
% of Transitional Duty Days Worked		74%	70%
$ Saved By Accommodating		$425,607	$412,138
% of Transitional Duty Days Not Accommodated		26%	30%
Cost Of Days Not Accommodated		$173,287	$163,865

Atlantic County Municipal JIF
Average Days To Report By JIF Member
(Indemnity, Medical Only, Report Only)
1/1/2021 - 8/31/2021

	# Of Claims Reported	Average Days Reported To Qual-Lynx	Average Days Reporteed To Employer
ABSECON CITY	9	4.6	4.2
AVALON BOROUGH	20	15.4	11.9
BRIGANTINE CITY	26	8.1	1.3
BUENA BOROUGH	7	3.7	1.7
CAPE MAY CITY	27	2.4	0.9
COMMERCIAL TOWNSHIP	1	0.0	0.0
DEERFIELD TOWNSHIP	4	12.3	2.8
DOWNE TOWNSHIP	1	17.0	0.0
EGG HARBOR TOWNSHIP	84	7.8	2.3
GALLOWAY TOWNSHIP	35	4.0	2.2
HAMILTON TOWNSHIP	32	5.6	1.1
LINWOOD CITY	4	1.5	0.0
LONGPORT BOROUGH	17	2.1	1.8
LOWER TOWNSHIP	17	2.9	1.2
MARGATE CITY	22	2.8	1.0
MIDDLE TOWNSHIP	37	1.3	0.4
MILLVILLE CITY	49	16.1	2.5
MULLICA TOWNSHIP	7	1.3	0.0
NORTH WILDWOOD CITY	57	2.1	1.2
NORTHFIELD CITY	16	2.5	0.9
OCEAN CITY	68	3.4	2.0
PLEASANTVILLE CITY	65	2.8	0.5
SEA ISLE CITY	93	2.8	1.6
SOMERS POINT CITY	18	8.9	0.0
STONE HARBOR BOROUGH	12	0.7	0.1
UPPER DEERFIELD TOWNSHIP	5	1.6	1.2
UPPER TOWNSHIP	13	2.2	0.5
VENTNOR CITY	27	3.8	0.9
WATERFORD TOWNSHIP	9	3.3	0.9
WEST CAPE MAY BOROUGH	1	2.0	0.0
WILDWOOD CITY	47	2.8	1.6
WILDWOOD CREST BOROUGH	18	0.6	0.2
Grand Total	**848**	**4.7**	**1.6**

Atlantic County Municipal JIF
Claims Reported By Claim Type

AUGUST 2021

ALL INDEMNITY, MEDICAL ONLY AND REPORT ONLY CLAIMS		
	# Of Claims Reported	Average Days Reported To Qual-Lynx
INDEMNITY	14	5.0
MEDICAL ONLY	62	2.6
REPORT ONLY-WC	67	3.3
Grand Total	**143**	**3.2**

INDEMNITY, MEDICAL ONLY AND REPORT ONLY NOT COVID-19		
	# Of Claims Reported	Average Days Reported To Qual-Lynx
INDEMNITY	7	4.9
MEDICAL ONLY	49	2.2
REPORT ONLY-WC	37	2.9
Grand Total	**93**	**2.7**

INDEMNITY, MEDICAL ONLY AND REPORT ONLY COVID-19 CLAIMS		
	# Of Claims Reported	Average Days Reported To Qual-Lynx
INDEMNITY	7	5.1
MEDICAL ONLY	13	4.2
REPORT ONLY-WC	30	3.8
Grand Total	**50**	**4.1**

1/1/2021 - 8/31/2021

ALL INDEMNITY, MEDICAL ONLY AND REPORT ONLY CLAIMS		
	# Of Claims Reported	Average Days Reported To Qual-Lynx
INDEMNITY	151	4.0
MEDICAL ONLY	381	5.5
REPORT ONLY-WC	316	4.1
Grand Total	**848**	**4.7**

INDEMNITY, MEDICAL ONLY AND REPORT ONLY NOT COVID-19		
	# Of Claims Reported	Average Days Reported To Qual-Lynx
INDEMNITY	92	3.3
MEDICAL ONLY	274	3.2
REPORT ONLY-WC	229	3.0
Grand Total	**595**	**3.1**

INDEMNITY, MEDICAL ONLY AND REPORT ONLY COVID-19 CLAIMS		
	# Of Claims Reported	Average Days Reported To Qual-Lynx
INDEMNITY	59	5.1
MEDICAL ONLY	107	11.6
REPORT ONLY-WC	87	7.0
Grand Total	**253**	**8.5**

Atlantic County Municipal JIF
Transitional Duty Summary Report
1/1/2021 - 8/31/2021

	Transitional Duty Days Available	Transitional Duty Days Worked	% of Transitional Duty Days Worked	$ Saved By Accommodating	Transitional Duty Days Not Accommodated	% Of Transitional Duty Days Not Accommodated	Cost Of Days Not Accommodated
WATERFORD TOWNSHIP	5	5	100%	$184	0	0%	$0
MULLICA TOWNSHIP	26	26	100%	$2,888	0	0%	$0
WILDWOOD CREST BOROUGH	38	38	100%	$1,401	0	0%	$0
AVALON BOROUGH	13	13	100%	$474	0	0%	$0
NORTHFIELD CITY	288	288	100%	$32,720	0	0%	$0
DOWNE TOWNSHIP	243	243	100%	$8,748	0	0%	$0
LINWOOD CITY	112	112	100%	$15,504	0	0%	$0
ABSECON CITY	85	85	100%	$10,178	0	0%	$0
MILLVILLE CITY	409	401	98%	$30,440	8	2%	$707
MIDDLE TOWNSHIP	382	329	86%	$25,463	53	14%	$3,433
CAPE MAY CITY	156	131	84%	$6,942	25	16%	$3,461
VENTNOR CITY	451	378	84%	$43,179	73	16%	$9,914
OCEAN CITY	813	655	81%	$47,493	158	19%	$13,109
PLEASANTVILLE CITY	546	432	79%	$42,739	114	21%	$13,780
BRIGANTINE CITY	125	97	78%	$3,834	28	22%	$1,596
SEA ISLE CITY	239	185	77%	$9,727	54	23%	$2,829
WILDWOOD CITY	539	398	74%	$34,670	141	26%	$7,239
EGG HARBOR TOWNSHIP	611	398	65%	$45,713	213	35%	$25,082
GALLOWAY TOWNSHIP	386	237	61%	$29,850	149	39%	$20,626
HAMILTON TOWNSHIP	241	134	56%	$18,464	107	44%	$5,851
UPPER TOWNSHIP	246	133	54%	$4,900	113	46%	$14,145
NORTH WILDWOOD CITY	57	27	47%	$995	30	53%	$4,153
LOWER TOWNSHIP	270	124	46%	$7,749	146	54%	$11,047
MARGATE CITY	279	10	4%	$1,350	269	96%	$36,315
Grand Total	**6560**	**4879**	**74%**	**$425,607**	**1681**	**26%**	**$173,287**

Atlantic County Municipal JIF
PPO Savings And Penetration Report
August 2021

	Bill Count	Provider Charges	Repriced Amount	$ Savings	% Savings
Qualcare	**370**	**$481,402**	**$239,816**	**$241,586**	**50%**
Hospital	12	$188,093	$152,144	$35,949	19%
Orthopedics	65	$97,173	$29,251	$67,922	70%
Physical Therapy	181	$66,557	$15,497	$51,060	77%
Ambulatory Surgical Center	4	$59,471	$17,712	$41,759	70%
MRI/Radiology	24	$20,131	$7,748	$12,383	62%
Physical Medicine & Rehab	5	$12,700	$1,839	$10,861	86%
Anesthesiology	3	$9,593	$3,090	$6,502	68%
Urgent Care Center	15	$6,453	$2,841	$3,612	56%
Podiatry	14	$6,157	$2,013	$4,144	67%
Occ Med/Primary Care	20	$4,394	$3,121	$1,273	29%
Inpatient Rehabilitation	3	$3,902	$1,530	$2,372	61%
Laboratory Services	7	$1,701	$269	$1,432	84%
Physicians Fees	5	$1,430	$819	$611	43%
Neurosurgery	5	$1,175	$518	$657	56%
Durable Medical Equipment	1	$999	$646	$353	35%
Neurology	3	$535	$358	$177	33%
Pain Management	2	$475	$188	$287	60%
Emergency Medicine	1	$463	$233	$230	50%
Out Of Network	**46**	**$42,397**	**$36,792**	**$5,605**	**13%**
Emergency Medicine	16	$17,735	$16,986	$749	4%
Durable Medical Equipment	3	$7,230	$5,784	$1,446	20%
Ambulatory Surgical Center	2	$5,600	$3,752	$1,848	33%
Behavioral Health	15	$5,300	$4,705	$595	11%
Other	3	$2,958	$2,623	$334	11%
Anesthesiology	3	$2,545	$1,988	$558	22%
Laboratory Services	3	$699	$699	$0	0%
Physical Therapy	1	$331	$255	$76	23%
Grand Total	**416**	**$523,800**	**$276,608**	**$247,191**	**47%**

Participating Provider Penetration Rate	
Bill Count	**89%**
Provider Charges	**92%**

Exclusive Provider Penetration Rate	
Bill Count	**92%**
Provider Charges	**94%**

QUAL-LYNX

Atlantic County Municipal JIF
PPO Savings And Penetration Report
1/1/2021 - 8/29/2021

	Bill Count	Provider Charges	Repriced Amount	$ Savings	% Savings
Qualcare	**4785**	**$5,950,088**	**$1,799,139**	**$4,150,949**	**70%**
Hospital	180	$1,624,840	$680,063	$944,776	58%
Orthopedics	628	$1,276,845	$289,772	$987,073	77%
Physical Therapy	2191	$868,979	$202,469	$666,510	77%
Ambulatory Surgical Center	52	$717,989	$199,627	$518,362	72%
Neurosurgery	121	$285,738	$69,764	$215,973	76%
Occ Med/Primary Care	799	$285,137	$81,847	$203,290	71%
Physical Medicine & Rehab	54	$245,250	$20,381	$224,869	92%
MRI/Radiology	231	$220,322	$86,932	$133,390	61%
Anesthesiology	64	$152,084	$70,169	$81,915	54%
Physicians Fees	87	$84,173	$19,635	$64,538	77%
Urgent Care Center	169	$51,110	$26,158	$24,952	49%
Podiatry	68	$44,863	$13,187	$31,676	71%
Pain Management	47	$41,080	$8,744	$32,336	79%
Durable Medical Equipment	16	$16,213	$12,817	$3,396	21%
Neurology	16	$11,570	$8,773	$2,797	24%
Laboratory Services	25	$6,627	$1,225	$5,402	82%
Other	17	$6,612	$3,366	$3,246	49%
Inpatient Rehabilitation	3	$3,902	$1,530	$2,372	61%
Sports Medicine	9	$3,203	$804	$2,399	75%
Behavioral Health	6	$2,710	$1,500	$1,210	45%
Emergency Medicine	2	$842	$379	$463	55%
Out Of Network	**231**	**$273,092**	**$182,211**	**$90,881**	**33%**
Ambulatory Surgical Center	3	$62,682	$15,706	$46,976	75%
Emergency Medicine	44	$45,186	$43,637	$1,549	3%
Durable Medical Equipment	18	$32,437	$27,053	$5,384	17%
Behavioral Health	79	$31,975	$28,285	$3,690	12%
Neurology	4	$29,511	$16,540	$12,971	44%
Other	25	$19,794	$18,569	$1,225	6%
Orthopedics	10	$16,730	$10,455	$6,275	38%
Physicians Fees	7	$12,466	$4,266	$8,200	66%
Anesthesiology	11	$11,815	$7,974	$3,841	33%
Laboratory Services	24	$8,256	$8,197	$59	1%
Pain Management	1	$1,115	$558	$558	50%
Physical Therapy	2	$623	$470	$153	25%
Hospital	3	$502	$502	$0	0%
Grand Total	**5016**	**$6,223,180**	**$1,981,350**	**$4,241,830**	**68%**

Participating Provider Penetration Rate	
Bill Count	**95%**
Provider Charges	**96%**

Exclusive Provider Penetration Rate	
Bill Count	**96%**
Provider Charges	**97%**

Atlantic County Municipal JIF
Top 10 Providers And Paid Provider By Specialty
1/1/2021 - 8/29/2021

Top 10 Providers

	Bill Count	Repriced Amount
ATLANTICARE REGIONAL MEDICAL CENTER	42	$353,925
PREMIER ORTHOPAEDIC & SPORTS MEDICINE ASSOC OF SNJ	688	$168,801
SHORE MEDICAL CENTER	61	$141,643
SHORE AMBULATORY SURGICAL CTR, LLC	16	$95,101
ORTHOPAEDICS NEW JERSEY, LLC	270	$88,888
ONE CALL CARE DIAGNOSTICS	178	$82,704
TWIN BORO PHYSICAL THERAPY	861	$73,905
CAPE REGIONAL MEDICAL CENTER	36	$73,326
NEUROSURGICAL AND SPINE SPECIALIST LLC	90	$54,820
INSPIRA MEDICAL CENTER VINELAND	27	$53,156
Grand Total	**2269**	**$1,186,269**

Paid Providers By Specialty

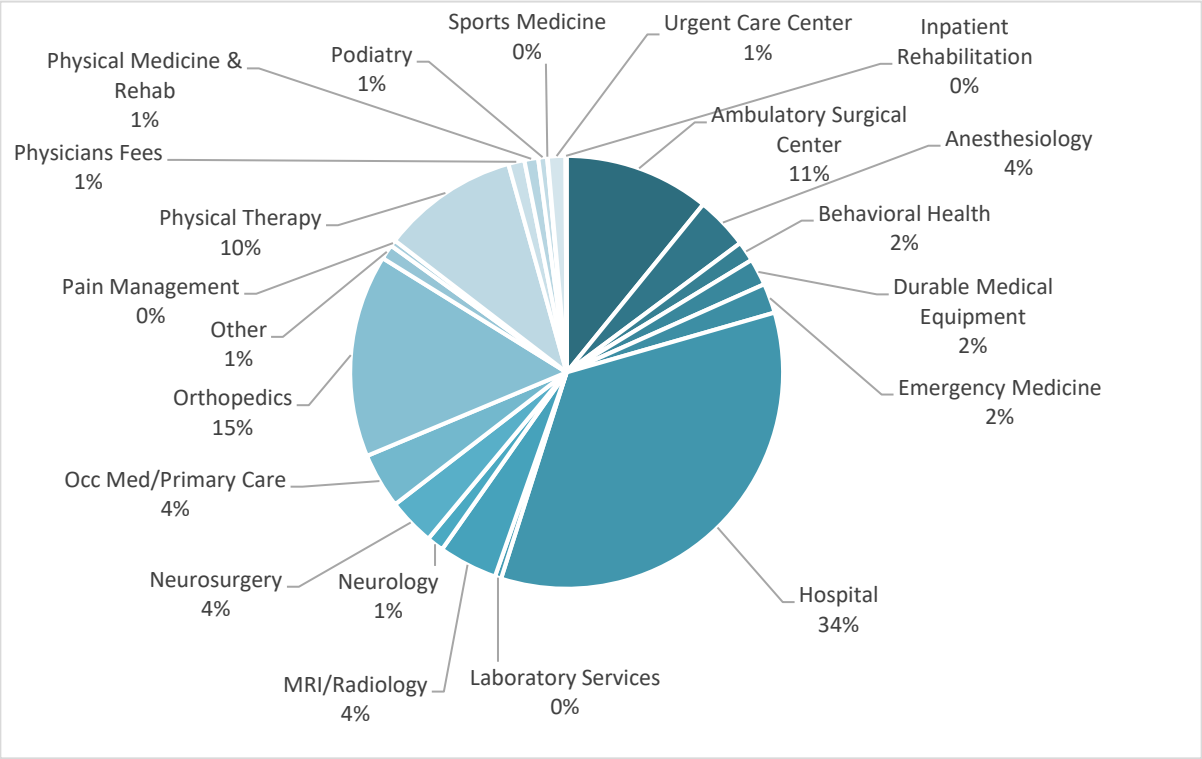

Nurse Case Management Assignment Report
2021

	Jan-21	Feb-21	Mar-21	Apr-21	May-21	Jun-21	Jul-21	Aug-21	Sep-21	Oct-21	Nov-21	Dec-21
ACM, BURLCO, TRICO, ACCASBO, BCIP, GCSSD, VINELAND												
Sharon Maurer	89	83	78	84	87	90	87	86				
Maureen Steelman	89	82	81	74	79	84	78	82				
Kelly Roth	32	41	43	46	50	54	51	47				
Bettie Leavitt	18	16	13	12	11	8	7	8				
Patricia Henchy	2	2	1	2	4	2	8	13				
Wendie Szamreta	0	0	0	0	0	0	1	0				
Stephanie Dionisio	0	0	0	0	0	0	0	0				
Total	**230**	**224**	**216**	**218**	**231**	**238**	**232**	**236**	**0**	**0**	**0**	**0**

ATLANTIC COUNTY MUNICIPAL JOINT INSURANCE FUND

SEPTEMBER 2021

CLOSED CASES

1.) Clark v. City of Wildwood-This matter involved the Plaintiff's allegations in a Superior Court of New Jersey, Cape May County Complaint arising from an incident which occurred on August 3, 2018. The Plaintiff, Linda Clark, alleged that she was walking along the Boardwalk in the area located between East Spencer and East Spicer Avenue, in the City of Wildwood, when she was caused to trip and fall as a result of an alleged dangerous and/or hazardous condition, specifically, a significant deviation and/or elevation between the cement walkway and the Boardwalk. The Plaintiff alleged that as a result of the incident, she had suffered serious and permanent injuries. The Plaintiff further alleged that the City of Wildwood was negligent in allowing the dangerous condition of the boardwalk to exist. The case was assigned to Erin R. Thompson, Esquire on April 2, 2020. Defense Counsel accepted the assignment and she filed an Answer to the Complaint with the Court on behalf of the insured on April 13, 2020. Defense Counsel continued with the exchange of Discovery and the completion of Depositions. The parties proceeded to an Arbitration Hearing on June 10, 2021 and the Arbitrators found 100% liability against the insured and awarded the Plaintiff damages in the amount of $80,000.00. Defense Counsel subsequently filed a *Trial de novo* on June 23, 2021. Defense Counsel filed a Motion for Summary Judgment on June 17, 2021 based upon the fact that the City did not have actual or constructive notice of any defective condition existing on the Wildwood Boardwalk. In addition, it was argued that the Plaintiff's injuries did not meet the permanency requirements for maintaining a cause of action under Title 59. On August 31, 2021, Judge Pickering entered an Order and Memorandum of Decision granting Defense Counsel's Motion and dismissing the Plaintiff's Complaint with prejudice.

Questions about employment issues? Call the New MEL Employment Practices Helpline

The MEL Safety Institute is pleased to announce the establishment of a NEW MEL Employment Practices Helpline (EPL), a dedicated resource to guide members on employment related issues.

The MEL EPL Helpline is staffed by attorneys that specialize in New Jersey employment law and understand the MEL JIF system. The three law firms staffing the EPL Helpline are affiliated with local Joint Insurance Funds (JIFs).

Who can use the EPL Helpline? MEL member municipalities will select and approve two individuals to use the helpline.

What hours is the EPL Helpline available? The helpline will be staffed during normal business hours, 9 a.m. – 5 p.m. Voicemail can be left afterhours for a callback.

What kinds of issues can be addressed? Any employment related topics or policies and procedures related to issues such as:

- Hiring
- Termination
- Harassment
- Discrimination
- Promotion/Demotion
- And more…

What are the MEL EPL Helpline numbers? MEL members can choose to call any of the MEL EPL Helpline firms listed below.

MEL EPL HELPLINE:
732-583-7474
Jodi Howlett
Cleary Giacobbe Alfieri Jacobs LLC
955 State Route 34, Suite 200
Matawan, NJ 07747955

MEL EPL HELPLINE:
609-522-5599
David S. DeWeese
The DeWeese Law Firm
3200 Pacific Avenue
Wildwood, New Jersey 08260

MEL EPL HELPLINE:
973-334-1900
Fred Semrau
Dorsey & Semrau
714 Main Street
Boonton, NJ 07005

What happens after the call? The attorney will provide the member with transcript of the call that includes recommendations. If the issue is beyond the scope of the MEL EPL Helpline the attorney will provide direction to the member on where to get appropriate assistance. All calls are confidential.

Atlantic County Municipal Joint Insurance Fund
Established in 1987
South Jersey Communities Securing Their Future

MEL EPL Helpline
Authorized Contact Person(s)

TOWN	AUTHORIZED CONTACT PERSON	ADDITIONAL CONTACT PERSON(s)
Absecon City	Jessica Thompson	N/A
Avalon Borough	Scott Wahl	James Waldron
Brigantine City	Mollye O'Neill	James Bennett
Buena Borough	David Zappariello, Mayor	Maryann Coraluzzo
Cape May City	Michael Voll	Erin Burke
Cape May Point Borough	Ed Grant	Elaine Wallace
Commercial Township	Hannah E. Nichols	N/A
Corbin City	Robert Schulte	LaVerne Kirn
Deerfield Township	Alex Bauer	Karen Seifrit
Dennis Township	Jessica Bishop, CFO	Patrick Moran
Downe Township	Robert Campbell	Dennis Cook
Egg Harbor Township	Donna Markulic	Jennifer McIver
Estell Manor City	N/A	N/A
Folsom Borough	Patricia Gatto	Greg Schenker, Mayor
Galloway Township	Christian Johansen	Cyndi Spinelli
Hamilton Township	Mary Kelly, HR Dir.	N/A
Linwood City	Leigh Ann Napoli, Clerk	N/A
Longport Borough	Jenna Kelly/CFO	Monica Kyle
Lower Township	Mike Laffey	Julie Picard, Asst Clerk
Margate City	Richard Deaney	Johanna Casey
Middle Township	Varvara Keun	Vera Kalish, Personnel Officer
Millville City	Regina Burke	Pam Shaprio
Mullica Township	Dawn Stollenwerk, CFO	Kim Johnson, Clerk
Newfield Borough	Don Sullivan	Toni Van Camp, Clerk/Administrator
Northfield City	Mary Canesi, Fund Commissioner	Dawn Stollenwerk, CFO
North Wildwood City	Ron Simone	Tracey Nordberg
Ocean City	Elizabeth Wood, Asst Dir of HR	N/A
Pleasantville City	Linda Peyton, Administrator	Sean Riggin, Chief
Sea Isle City	George Savastano, Administrator	Kellie Seib

Atlantic County Municipal Joint Insurance Fund
Established in 1987
South Jersey Communities Securing Their Future

MEL EPL Helpline
Authorized Contact Person(s)

TOWN	AUTHORIZED CONTACT PERSON	ADDITIONAL CONTACT PERSON(s)
Somers Point City	Wes Swain, City Administrator	Carol L. Degrassi, City Clerk
Stone Harbor Borough	Jill Gougher	N/A
Upper Deerfield Township	Roy Spoltore, Clerk	Vicki Vagnarelli, HR
Upper Township	Rhonda Sharp	Scott Morgan
Ventnor City	Lisa Hand	James Goos
Waterford Township	Andrew Wade, Mayor	Dawn Liedtka
West Cape May Borough	Lauren Vitelli	Theresa Enteado
West Wildwood Borough	Donna Frederick, Clerk	Carl O'Hala
Weymouth Township	Dorothy-Jo Ayres	Kenneth Haeser
Wildwood City	Hope Pinto	Carl Groon
Wildwood Crest Borough	Lynn Diem	Connie Mahon
Woodbine Borough	Lisa Garrison, Clerk	William Pikolycky

Finance Committee Meeting
August 27, 2021
Borough of Folsom Municipal Building

A meeting of the Atlantic County Municipal Joint Insurance Fund's Finance Committee was held on Friday, August 27, 2021 at Folsom Borough's Municipal Building following social distancing guidelines set forth by the COVID-19 pandemic were followed.

Those in attendance were:

Lisa McLaughlin, *Acting Committee Chair*, ***City of Margate***
Teri Smuz, ***Upper Township***
Roy Spoltore, ***Upper Deerfield Township***
Jim D'Auria, ***Waterford Township***
Connie Mahon, ***Borough of Wildwood Crest***
John Hansen, *Fund Treasurer*
Paul Forlenza, MGA, Executive Director, ***AJGRMS***
Paul J. Miola, CPCU, ARM, Deputy Executive Director, ***AJGRMS***
Jodi Palmeri, Sr. Financial Analyst, ***AJGRMS***
Tracy Forlenza, Financial Analyst, ***AJGRMS***

Those unable to attend were:

Jessica Thompson, ***City of Absecon***
Ed Grant, ***Cape May Point***
Dawn Stollenwerk, *Committee Chair*, ***Mullica Township***
Jim Craft, ***Borough of Stone Harbor***

Note: These minutes do not necessarily reflect the order in which these matters were discussed.

2021 Changes in Premiums

Ms. Palmeri reminded the Committee that there is an approximate $2 million unfunded liability for Fund Year 2021 at the MEL layer. She noted that the ACM JIF's share is approximately $195,000 with $98,398 pertaining to excess premiums and the remaining balance resulting from changes to the cyber liability funding for the 2021 renewal. She stated that the JIF needs to account for the $98,398 in Excess in the 2022 budget, plus the rate increases, as well as the $95,899 in unfunded cyber coverage funding. She explained that the cyber liability coverage was not finalized until late November after the JIF budgets were already developed. As a result, the MEL helped fund a layer of coverage by borrowing money from its own budget ($2,098 per money) plus an adjustment to its operating expense accounts ($241 per member) and now the local JIFs must repay the MEL. She noted that the MEL only invoiced the JIF at $3,695 per member for cyber premiums; however, the actual cost of coverage per member was $5,793; a difference of $2,098 per member plus the $241 for cyber totaling additional cost of $2,339 per member. Ms. Palmeri stated that $2,339 per member, plus the rate increases for 2022 will need to be budgeted for 2022.

Mr. Forlenza stated that the Cyber coverage had a $25,000 deductible per member, $175,000 retention by the MEL, and then the excess insurer picks up after that. He explained that the excess layer plus the premiums needed to be funded. He also noted that the actuary then detailed the difference per member as the liability to be funded.

MEL Retrospective Program

Ms. Palmeri reported that the MEL cancelled the *MEL Retrospective Program*, retroactively, so there will not be a *Program* for 2022 nor any responsibility for claims exceeding the maximum funding requirements for Fund years 2016-2021. She stated that for 2021, the JIF was invoiced 85% of their loss funding for WC and Liability and contractually bound for the additional differential up to the contract max of 125%. She reminded the Committee that the MEL created the *MEL Surplus Floor Program*, which generates automatic invoices to member JIFs if the ratio between the total of Claims Reserves and IBNR to MEL Surplus falling below 12.5%. She noted that the JIF was invoiced for the first time this year following the release of the 12/31/20 MEL Financials. The MEL realized that with the *Surplus Trigger* in place there was no need for the *Retrospective Program*. She then directed the members to page 1 of the agenda. She noted that in 2018, only 115% of the maximum loss funding obligation for the MEL Retrospective Program was funded instead of 125%; however, in 2019 and 2020 the full obligation was budgeted. She noted that in addition to the $2,334,700 budgeted for the differential between the 85% paid and the maximum obligation, the Fund authorized an additional $259,473 in funding be transferred to this account. She noted that the Fund did pay the $228,743 2020 MEL Surplus trigger from this account resulting in $2,365,430 in unencumbered funding. She recommends using this money to offset future MEL Surplus trigger needs. Ms. McLaughlin questioned if this funding is being held at the MEL level. Ms. Palmeri noted that it is held at the JIF level and receives interest. Mr. Forlenza added that the MEL still has an experience rating component built into the loss funding premium noting that the JIF has been a poor performer at the MEL level, hence, the 125% retro max. Ms. Palmeri reminded the Committee that the JIF has already exceeded the 2019 125% Program maximum; however, the MEL will not be collecting these additional funds. She noted it is likely that the MEL Surplus trigger will be activated in the future as the claims deteriorate.

Interim Financial Summary June 30, 2021

Ms. Palmeri reviewed the Historical Operating Results Summary valued as of June 30, 2021. She reviewed each line of coverage for Fund Years 2017 through 2021 and made the following observations:

All Fund Years – Ms. Palmeri noted that as of 06/30/21 there was a total of $493,258,440 in contributions. The Fund has paid $427,141,969 in Claims and Payments, including excess insurance. Investment income totals $23,473,928 with a return surplus of $42,609,680, leaving the JIF with a Cash Position of $46,980,717. The Fund currently maintains $16,130,428 in Case Reserves in the open years with $10,204,930 in IBNR for a Net Current Surplus of $22,607,420 which is an increase of $2,613,177 since 03/31/21 which is the result from the removal of the MEL Retrospective Program liability of $2,334,700.

Fund Year 2021 – Ms. Palmeri noted there was $11,537,391 in total contributions which represents 50% of the total anticipated contributions for the year and $6,532,416 in Claims and Payments, including excess insurance. There is investment income of $3,185. This leaves the Fund Year with a Cash Position of $5,008,159. Ms. Palmeri stated that the MEL JIF EPL/POL line item is showing a deficit due to the financials only depicting 50% of anticipated contributions and a full year of EPL/POL payments being made. She stated that an intra-fund transfer is usually recommended when there is a deficit in a cash line; however, since this is only

a partial year, no transfer is recommended at this time. There are Case Reserves of $1,990,059 and $3,566,707 in IBNR, for a Net Current deficit position of $548,607, which deteriorated by $347,670 since 3/31/21. There were 585 claims through 6/30/21. She stated that at 06/30/20, Fund Year 2020, had a deficit of approximately $697,000 and 478 claims for the period. At this same time in 2019, there was a deficit of $411,000 and 543 claims so 2021 is consistent with past years.

Fund Year 2020 – Ms. Palmeri noted there was a total of $22,812,727 in contributions to date. The Fund has paid out $13,747,052 in Claims and Payments, including excess insurance. Investment income totals $58,284, resulting in a Cash Position of $9,123,959. She stated that the MEL Retro Liability for this Fund Year was $592,207. The Fund currently maintains $3,188,118 in Case Reserves and $3,791,873 in IBNR for a Net Current surplus position of $2,143,968, which improved by $503,011 since 03/31. There were fifteen (15) new claims reported in the period.

Fund Year 2019 – Ms. Palmeri noted there is a total of $22,645,085 in contributions to date. The Fund has paid out $16,954,913 in Claims and Payments, including excess insurance. Investment income totals $372,910, resulting in a Cash Position of $6,063,083. She stated that the MEL Retro Liability transfer for this Fund Year was $494,988. The Fund currently maintains $5,046,464 in Case Reserves and $2,043,950 in IBNR for a Net Current deficit position of $1,027,331 which has deteriorated by $461,671 since 03/31/21. She noted that the deterioration is being driven by two (2) WC claims. Ms. Palmeri then referenced a claims activity report outlining the deterioration. She stated that IBNR figure seems high, so Mr. Forlenza and Ms. Palmeri questioned the figure. She reminded the members that in 2018 they increased the SIR to $500k. The losses by layer analysis by fund year indicates that the total net incurred were almost the same. She pointed out that the difference between the 2018 surplus and the 2019 deficit is driven by the IBNR so she is hoping the fund year develops better. They also analyzed if the change in SIR would have made a difference and determined that the JIF loss ratio would have improved, but the MEL loss ratio would have deteriorated. For example, Mr. Forlenza reminded the Committee that the JIF absorbed an additional $200k for a bad WC claim in Weymouth, however, he still believes increasing the SIR was the correct move. Ms. Palmeri noted there were five (5) new claims reported in the period.

Fund Year 2018 – Ms. Palmeri stated there is a total of $22,598,554 in contributions to date. For this year, the Fund has paid out $18,167,056 in Claims and Payments, including excess insurance. An intra-fund transfer was previously authorized moving $310,000 from the deductible line to the property line. Investment income totals $597,432 resulting in a Cash Position of $5,028,931. She stated that the MEL Retro Liability transfer for this Fund Year was $257,584. The Fund currently maintains $4,035,992 in Case Reserves and $713,777 in IBNR for a Net Current surplus position of $279,162, which has improved by $299,541 since 03/31/21. There was one (1) new claim reported in the period.

Fund Year 2017 – Ms. Palmeri stated there is a total of $23,408,517 in contributions to date. For this year, the Fund has paid out $19,095,200 in Claims and Payments, including excess insurance. Investment income totals $526,231 resulting in a Cash Position of $4,839,548. She stated that the MEL Retro Liability transfer for this Fund Year was $617,601. The Fund currently maintains $1,869,144 in Case Reserves and $88,623 in IBNR for a Net Current surplus position of $2,881,781, which has improved by $245,739 since 03/31/21. There were two (2) new GL claims reported in the period to which she is inquiring with Qual-Lynx. She noted that Qual-lynx does a great job to account for closing claims and accurately reserving claims prior to transferring the Fund Year to the RCF. She reminded the members that this Fund Year will be transferred to the RCF valued as of 12/31/21. Ms. Palmeri also noted that any surplus from this Fund Year cannot be released until next year.

Closed Years Contingency Fund – Ms. Palmeri noted that for the Closed Years Fund (1987-2016) there were $390,256,166 in Total Contributions, $352,645,333 in Total Payments, and $21,813,335 in Investment Income. She noted that the $651 Case Reserves was from a 2016 property claim and will be removed following the 2021audit. She stated that $42,609,680 has been returned in surplus. She stated the RCF surplus trigger assessment of $403,369 is accounted for in this account. The total surplus is $16,410,468 in the Closed Years Fund. The only development since last review is investment income.

MEL JIF Retrospective Contingency Fund– Ms. Palmeri stated that attached is the MEL JIF Retrospective Account summary which will be renamed the Closed MEL Retrospective Account. She noted that the total collections of $2,594,173, include $2,334,700, for the MEL Retrospective contract terms plus the overfunding of $259,473. Investment Income is $102,549 resulting in a cash position of $2,696,722. Removal the MEL Retro liability of $2,334,700 and the $228,743 payment for the MEL Surplus trigger liability, which the Fund authorized to pay from this account, results in a surplus position of $2,467,979.

A copy of the 06/30/21 Historical Operating Results are attached and incorporated herein.

Intra-fund Transfers

Ms. Palmeri noted that no intra-fund transfers are recommended at this time.

Return of Surplus

ACM Dividend Release Scenarios

Ms. Palmeri then directed the Committee to surplus release scenarios of $3,500,000; $3,750,000; $3,875,000; and $4,000,000 included in the agenda packet. She noted that last year the Fund released $3,750,000. She highlighted that each scenario has an accompanying per member allocation for the Committee to see the overall impact of each scenario on each member.

Mr. Hansen, Fund Treasurer, questioned the percentage of unencumbered surplus in 2024. Ms. Palmeri noted that percentage increases because of the deficit in the newer years that would be rolled into Closed Years Account. She reminded the members that the Fund does not issue additional assessments for deficit years, instead the JIF will liquidate other Fund Years that are in a surplus position to address the deficits.

After reviewing the budget, a brief discussion ensued regarding the amount to release. The Committee discussed the release and felt comfortable with recommending the release of $3,750,000 which is 22.9% of the overall unencumbered surplus. The Committee asked the Executive Director to prepare the resolution authorizing the surplus release of $3,750,000 for the September Executive Committee meeting.

Second Surplus Release

Mr. Forlenza reminded the Committee that they could release additional surplus in November as a direct credit to help offset any increase in the member assessments.

JCMI Update

Ms. Palmeri directed the members to page 20 of the agenda and turned over the discussion to Mr. Hansen, Fund Treasurer. Mr. Hansen reported that he moved $15 million to the JCMI approximately three (3) months ago with a total return of slightly more than 1%. He noted that breakout in overall funding is $15 million in JCMI (30% of portfolio); long term investments with Wilmington Trust are $23 million (46% of portfolio); Investors $20 million with .40% interest (24% of portfolio). He stated that when long term investments mature, he has not been

reinvesting in long term vehicles. He asked the Committee if they were in agreement for moving $5 million more into the JCMI as he noted his ultimate goal is 33% across all venues. The Committee agreed.

Mr. Forlenza directed the members to agenda pages 20-22 which depicts detailed interest earnings. He noted that Mullica Township had some of their short term debt purchased by the JCMI and Ms. Stollenwerk reported to him that it had worked very well.

2021 Retrospective Member Analysis – 06/30/21

Ms. Palmeri provided the Committee with an update as to the performance of the members participating in the Retrospective Program valued as of 06/30/21. She reminded the members that no members qualified for the program in 2017 or 2018. Ms. Palmeri highlighted that the 2021 Minimum Loss Funding represents 50% of the Loss Funding as it is valued as of 06/30/21. She noted that the members participating in the program are sent quarterly updates to inform them of any potential additional assessments.

Dennis Township

Ms. Palmeri reviewed Dennis Township noting their participation in the Program in 2021. She explained that they have no losses at this time.

Margate City

Ms. Palmeri reviewed Margate City noting their participation in the Program in 2019 and 2020. She explained that their loss ratio for 2019 is (54.7%) and 2020 is 77.7% so there are no concerns at this time.

North Wildwood City

Ms. Palmeri reviewed North Wildwood City noting their participation in the Program in 2019. She explained that their loss ratio for 2019 is 201.4%. She stated that the claims paid has not exceeded the minimum loss funding obligation, so the City has not yet been invoiced. She did note that they have been notified of their potential liability to the JIF.

Finance Committee Workbook – Fund Year 2022

Calendar of Events

Ms. Palmeri stated that all processes are on target.

Loss Funding and Draft Budget

Ms. Palmeri then directed the Committee to Tab 1 of the Finance workbook that includes the 2022 Loss Funding Projections from the Fund Actuary. She reminded the Committee that the Actuary provides a low, central, and high loss funding recommendation based upon various confidence levels.

Ms. Palmeri asked the Committee if they were still comfortable utilizing the “central” loss funding recommendations, which is a 2.8% increase over 2021 which does not include additional perils funding. The Committee agreed to continue utilizing the central loss funding projection for 2022.

Ms. Palmeri noted that this year the Actuary included 2021 budgeted loss funds and indicated 2022 loss funds. She noted that the impact to the 2021 budget vs the impact to the projections changed when the budget was adopted because of additional exposures being added to the

budget including boardwalks for two municipalities so the loss funding needed to be increased as well.

Ms. Palmeri outlined the "additional perils" funding on Tab 1, page 1 with the members. She noted that the funding for the Workers' Compensation Firefighter Cancer Presumption, Workers' Compensation Pension offset, General Liability Sexual Abuse & Molestation, and General Liability Title 59 Erosion totals $1,685,000 at the "Central" confidence. She commented that the additional perils are not required to be funded, but the Committee can opt to fund these potential liabilities or any percentage thereof.

Ms. Palmeri reviewed Tab 1, page 2 where 85% of the actuarial projection was applied to all lines with the remaining 15% placed into the deductible line. She reminded the Committee that this allows intra-fund transfers across lines of coverage should cash deficits arise. She also noted that the annualized 2021 figures are inclusive of the *proposed* September budget amendment.

Ms. Palmeri then reviewed the 2022 Draft Budget Option A which is the standard renewal not including additional perils funding. She then highlighted a proposed loss funding increase of 2.83%, 2.05% increase in the operating expenses and 16.37% increase in the member benefits. She noted that Police Risk Services line item was created from the Police On-line training. She stated that on page 27 of the agenda is a proposal for a Police Law Enforcement Consultant.

Police Law Enforcement Consultant

Mr. Miola reviewed an excerpt from a recent Safety Committee meeting along with a proposal from Chris Winters. He informed the Committee of ongoing internal discussions regarding the difficulty in defending police liability claims. In discussions with Mr. DeWeese and members of the Defense Panel, it appears there are a few key policy areas that need improvement. Mr. Miola also noted that police departments are having difficulty becoming accredited or re-accredited. The Defense Panel pinpointed about 10-12 policies that can have a significant impact on defending cases. To assist the departments in developing and implementing these policies, Mr. Miola reached out to retired Lieutenant Chris Winter from Lower Township who has worked with agencies in getting them accredited and worked with Lower Township to get them accredited. Mr. Winters would work with police agencies to have them update, adopt, and train officers on policies deemed important by the Defense Panel, prepare and distribute Risk Management bulletins, and conduct training as determined. Chief Hummel surveyed some Chiefs and they were on board with the idea of having a consultant assist them in this area. He noted that it would be an offset to the current Police One training budget and believes this would be a better use of the Fund's resources since not all agencies were using Police One. The Safety Committee liked the idea.

Ms. Mahon stated that Mr. Winters has been working as a consultant for Wildwood Crest assisting them with police accreditation for the past 5 years. She asked if he would be providing these same services. Mr. Forlenza noted that he would not be working with members to accomplish accreditation, but instead to find key areas for potential exposure and address them. Members who need assistance getting accredited would still need to contract with Mr. Winters directly. Ms. McLaughlin inquired if Lower Township was accredited while he was there. **After the meeting it was determined that Lower Township was accredited while Mr. Winters was Chief.* Mr. Spoltore inquired if there were any other applicants. Mr. Miola answered there were no other candidates for this position.

Ms. Palmeri noted that Cyber Risk Services is also being renamed in the budget as it was Cyber On-line training. This would now include the Technology Risk Management Services line item. Mr. Forlenza stated that a RFP for these services would be issued next week.

Ms. Palmeri stated that Technology Risk Services Director is a proposed new line in the budget. She directed the members to an excerpt from the EPL/Technology Risk Management Committee on page 30 of the agenda and a proposal from Lou Romero on pages 32-36. Mr. Forlenza commented that everyone is aware of the ever increasing risk the members have to a cyber-related incident. He stated that the BURLCO and TRICO JIFs have been using Mr. Romero to help manage this risk for a few years. He noted that Mr. Romero works with the members of these two JIFs to adopt the guidelines in the MEL Cyber Risk Management Program and assist with any breaches. He stated that the EPL Committee discussed the issue at their two meeting earlier this year and have recommended funding this position in 2022, however, they were unsure if Mr. Romero could handle taking on the ACM JIF at this time with his limited staff. Mr. Forlenza suggested funding the line item in the budget and seeking a candidate for this position. He noted that there are no issues with Mr. Romero's performance, he just is in need of additional staff to be able to service the ACM JIF in addition to the other JIFs. Ms. Palmeri noted that we are recommending to reduce the Contingency line by $15,889 and fund the Technology Risk Management Services line by that same amount to help temper the $85,690 proposed line item. The Committee agreed to fund this line item and have Mr. Forlenza and seek a candidate for this position.

Budget - Excess Premiums

Ms. Palmeri then directed the Committee to the Excess Premium section of the draft budget to discuss 2022 excess premiums. She commented that for Workers' Compensation & Liability, she is budgeting a 15% increase plus the unfunded 2021 liability of $98,398 in addition to the $2,290,070 at 100% which brings the MEL Excess WC & Liability line to a 5.3% increase. Ms. Palmeri noted that the Excess Property line item is budgeted at a 20% increase over $1,422,574 paid in 2021 and fidelity can remain flat at $25,013.

Ms. Palmeri stated that the Fund's EPL/POL/ loss ratio is 34.4% and the carrier considers a 55% loss ratio a breakeven point due to the fact that the premium is inclusive of operating expenses, surcharges, taxes, profits, etc. She noted that 2.5% increase was budgeted for EPL/POL/Land Use premiums. She reported that a 25% increase was budgeted for Cyber in addition to the $2,339 per member unfunded liability from 2021. She stated that the overall impact is an increase of 8.16% in excess premiums and 2.9% in commissions for Conner Strong. She reminded the Committee that Connor Strong does not receive commissions on the land use coverage, the MEL loss funding portion of cyber coverage, and excess portion of cyber. She commented that all members are currently compliant with the EPL/Pol Risk management Program so there is no EPL surcharge effective 1/1/21. Anyone non-compliant for 2022 will be surcharged 20% of their EPL/POL portion of their premium.

She noted that the Total JIF budget increase would be 4.24% assuming no funding for additional perils. She then directed the Committee to page 4 of Tab 1, to another draft budget noting the only difference between this budget and that which she just reviewed, was funding 50% of the additional perils in the Loss Fund Contingency line resulting in an overall budget increase of 8.0%. Mr. Spoltore inquired if any claims have developed from these additional perils. Mr. Forlenza stated that some fire fighter cancer claims have begun to surface and the pension offset change is hitting the MEL and RCF. Mr. Forlenza also noted the increasing number of Workers Compensation claim re-openers. The Committee discussed funding some the proposed costs associated with the additional perils and decided to fund 25% of the "central" figure as

determined by the Fund Actuary. Ms. Palmeri will prepare the changes for the November meeting. The Committee approved the other changes to the budget.

Factors Impacting Excess Reinsurance Budget

Mr. Forlenza then directed the Committee to page 37 of the agenda to discuss factors that are affecting the excess reinsurance market. He noted that the Fund Underwriter presented this information at the recent Coverage Committee meeting. He stated that insurers are restricting coverage types and limits. He noted page 41 has property claims highlighted and page 44 has loss development trends outlined. He reported that settlement amounts of claims are increasing. He also added that page 45 includes a bulleted list of new risks and cyber coverage, which is very difficult to obtain, as there are fewer insurers and an increasing number of claims and claims costs.

Mr. Forlenza stated that these factors are impacting the budget and how we are trying to manage these risks. He noted that the MEL budget is increasing approximately 10% due to these factors. He reported that the MEL will be restructuring coverage layers again this year. He reminded the Committee that in November these MEL numbers will be refined further. Mr. Miola added that we will see increases in deductibles especially in cyber. Ms. McLaughlin inquired if there were member towns who do not have IT professionals. Mr. Forlenza stated that several members, especially some of the smaller members, do not have contracts with technology professionals. Mr. Miola noted some recent hacking claims. The Committee agreed that these risks are very concerning, especially cyber-attacks. Mr. Forlenza noted that some towns do not report these attacks as the deductible is sometimes higher than the original ransom. Ms. McLaughlin inquired if there is cyber training for tax collectors. Mr. Forlenza noted that the TCTA may be offering training for these individuals. Mr. Hansen suggested having a cyber-expert speak at the TCTA or Clerks Conference.

MEL Experience Rating

Ms. Palmeri reminded the Committee that the MEL will still be experience rating members based upon the 10 year loss ratio comparing the member JIF results to the MEL results. She noted that the ACM JIF was experience rated 15% on its WC and Liability loss funding.

Budget Paid Reports

Ms. Palmeri directed the Committee to three spreadsheets included in the workbook depicting the Fund's Budget Expenditures for Fund Years 2019, 2020 and 2021 through 06/30/21. She explained this is a simple overview showing expenditures per line item. She added that these sheets are a good indicator of the expenditure of the Fund's operating budget and are utilized during development of the operating budget for the upcoming year.

Performance Evaluation

Ms. Palmeri reviewed the performance evaluation for the Actuary and the Auditor. She noted a matrix was compiled of the summary of responses and can be found on pages 50-53 of the agenda. Mr. Forlenza noted all reviews for both positions were very positive. The Committee agreed there are no changes needed to the Actuary and Auditor.

Service Provider Comparison and 2022 Fee Request Letters

Ms. Palmeri then directed the Committee to a spreadsheet included in the workbook depicting the fee history of each Fund Professional from 2017 up to and including their fee requests for 2022. She stated that behind Tab 4 is a letter from each professional explaining their 2022 fee

request if any. Ms. Palmeri reviewed each vendor's request in more detail. The Committee decisions regarding the fee requests for 2022 are noted below.

Ms. Palmeri stated the Actuary requested a 2.0% increase. *(The Committee approved the 2.0% increase for the Actuary.)*

Ms. Palmeri noted that the Administration/Executive Director is in year 3 of the RFP with a 2.0% increase. *(The Committee approved the 2.0% increase for the Administration/ Executive Director as noted in the third year of their response to the RFP.)*

Ms. Palmeri noted that the Administrative Consultant is requesting 3.5% increase. *(The Committee approved a reduced increase of 2.0% for the Administrative Consultant.)*

Ms. Palmeri noted that the Attorney is requesting a 2.0% increase. *(The Committee approved the 2% increase for the Attorney.)*

Ms. Palmeri noted that the Conflict Attorney, Lou Greco, has retired. Mr. DeWeese recommended Joe Nardi, Esquire and we are awaiting the proposal. Mr. Forlenza noted that Mr. Nardi is the current solicitor for the Camden JIF. Ms. Palmeri budgeted for $170/hour. *(The Committee approved the hourly fee of $170/hour for the Conflict Attorney.)*

Ms. Palmeri noted that the Subrogation Attorney is not requesting any change in his rate structure.

Ms. Palmeri noted that the Auditor is requesting a 2.0% increase. *(The Committee approved the 2% increase for the Auditor.)*

Ms. Palmeri noted that the Claims Administrator is seeking an increase of 6.0% in their claim rate as their rate is not in line with the cost of services. Ms. Palmeri stated the justification can be found in their letter, Tab 4, pages 10-14. She also reviewed Tab 3, page 4 where the Claims Counts are estimated for 2021 and terms are compared. She noted that the 2021 proposal is a minimum claim count of 1,500 with max of 1,600 with a rate of $548.25 and 2022 minimum claim count of 1,450 with max of 1,550 with a rate of $578.50. Ms. Palmeri reviewed last year's claims and fees paid.

She noted that Qual Lynx are not asking for any changes to the EPL Advocacy Fee of a NTE of $10,000 nor Catastrophic Occurrence Hourly fee of $65 nor the new member fee of $1,350. She stated the net impact on the minimum obligation is 1.98% and on maximum is 2.2%.

Ms. Palmeri reviewed the claims count history in Tab 3, page 4 with the Committee. She noted that she does not think the claims counts will be as high as predicted due to the skewed numbers from the pandemic. *(The Committee approved the requested increase in rates and lowering the min/max for the Claims Administrator.)*

Ms. Palmeri stated that the Cyber Online Employee Training is pending RFP, but will still be budgeted.

Ms. Palmeri noted that the JIF Website Administrator is requesting a 4.0% increase, equating to $200 more yearly. *(The Committee approved the 4% increase for the Website Administrator).*

Ms. Palmeri noted that the Managed Care fee is pending RFP and is an allocated file expense.

Ms. Palmeri reported that the Payroll Auditor has requested a 2.0% increase. *(The Committee approved a 2.0% increase for the Payroll Auditor.)*

Ms. Palmeri stated that the Police Online Training is pending RFP, but will still be budgeted.

Ms. Palmeri noted that the Property Appraiser is not requesting an increase in their rate. She noted that the fee for 2022 is anticipated at $49,086. She noted that she increased the budget by $1,000 for unanticipated properties. *(The Committee approved the Property Appraiser budget increase.)*

Ms. Palmeri stated that the Recording Secretary is requesting a 2.0% increase. *(The Committee approved the 2.0% increase for the Recording Secretary.)*

Ms. Palmeri stated the Safety Director is requesting a 2.0% increase. *(The Committee approved the 2.0% increase for the Safety Director.)*

Ms. Palmeri stated that the Technology Risk Management Services is pending RFP, but will still be budgeted.

Ms. Palmeri stated the Treasurer is requesting a 1.98% increase. *(The Committee approved the 1.98% increase for the Treasurer.)*

Ms. Palmeri stated the Underwriting Manager is requesting a 2.0% increase. *(The Committee approved the 2.0% increase for the Underwriting Manager.)*

Ms. Palmeri stated the Wellness Director is requesting a 1.7% increase. *(The Committee approved the 1.7% increase for the Wellness Director.)*

Scope of Service Requested Changes

Safety Director, New Member Fee -Mr. Forlenza stated that the Safety Director is requesting a change to their New Member Fee, Tab 4, page 23. He informed the Committee of his discussion with the Safety Director's office regarding the costs when completing a new member application loss control survey. He stated that the application fee ($600 or $1,500), which is meant to offset the costs of the Fund Actuary in developing loss funding for a new applicant and the costs associated with the Safety Director's review of the applicant's exposures, has not been increased in years and does not cover the costs of these services. He explained that no potential new member will ever pay an application fee of $3,000 to $4,000. As a result, Mr. Forlenza proposed that if the new member joins the Fund, the Safety Director will be paid the full amount of the cost associated with completing the new member's analysis, building the fee into the new member assessment. He noted that if the new applicant does not join the Fund, the Safety Director will only receive the balance remaining in the application fee ($600 or $1,500). The Committee agreed to this proposal.

Wellness Director **-** Ms. Palmeri stated that the Wellness Director proposed a few changes outlined on Tab 4, page 27. Mr. Forlenza noted these will be reviewed with the Safety Committee: however, there is no concern with any of the items.

OPRA Requests

Mr. Forlenza directed the Committee to page 54 of the agenda to the excerpt from the Claims Review Committee meeting. He reiterated that over the last year, there has been a significant increase in OPRA requests being made to the members. He noted that some municipal clerks are forwarding them directly to Qual-Lynx and/or AJG to complete instead of requesting specific information or reviewing their own files for documents responsive to the request. He also noted that Mr. DeWeese's office has also been inundated as he must review the document before being released to the member. He reminded the Committee that this type of work is not contemplated in the existing contracts between the Fund and Qual Lynx or Mr. DeWeese and they should be compensated for this work. Mr. Forlenza has asked Qual-Lynx and Mr. DeWeese to track their hours to process OPRA requests over the past few months.

Mr. Miola explained that during the Claims Review Committee discussion, there was pushback noting that the members cannot readily access the information being requested and they would rather pay Qual-Lynx and the attorney to do the work. He asked both vendors to submit proposals for these extra fees which can be found on pages 57 and 58, noting their proposals are $170/hour for Mr. DeWeese and $90/hour manager and $60/hour for clerical staff not subject to NTE. Ms. Mahon noted that many clerks are also the claims coordinator and should have these documents in their possession. Mr. Miola stated that OPRA guidelines were reviewed with the Claims Coordinators in March 2021. Mr. Forlenza noted that Mr. DeWeese will also be reminding the Defense Panel members to ensure they are sending completed files once they are closed to the appropriate member for future requests. A discussion ensued regarding who should pay the costs associated with this additional work. Following a lengthy conversation, the Committee agreed for the JIF to pay these fees for one year (2022) and then make the costs associated with an OPRA request the responsibility of the individual member beginning in 2023. The attorney will be paid from Contingency line and Qual-Lynx will be paid against contract maximum.

Six Year Loss Ratio Summary as of June 30, 2021

Ms. Palmeri directed the Committee to the Loss Ratio Summary spreadsheets contained in the agenda. She indicated that these reports are for Fund Years 2015-2020 valued as of 06/30/21. She noted that the JIF Six Year Average Loss Ratio is 84.4% and the Five Year is 85.5% which is what ACM JIF utilizes in developing assessment strategies. She then reviewed the individual years, by line of coverage with the Committee.

Ms. Palmeri then presented the MEL Loss Ratio Reports valued as of 06/30/21 for Fund Years 2015-2020. She noted that the Six Year Average Loss Ratio for the MEL is at 77.4%. She stated that the Auto Liability claims information is rolled in the General Liability coverage so we are only looking at three lines of coverage. Mr. Forlenza noted that these numbers would have been higher if the SIR was not increased to $500,000.

Next, Ms. Palmeri reviewed the EPL/POL Six Year Average Loss Ratio report valued as of 06/30/21 for Fund Years 2015-2020. She noted that they use the Five Year Average Loss Ratio for EPL/POL is at 34.5%; and the Six Year Average Loss Ratio is 37.5%. She noted that the carrier considers a 55% loss ratio a breakeven point due to the fact that the premium is inclusive of operating expenses, surcharges, taxes, profits, etc.

Assessment Strategy Scenario
Actuarial Valuation

Ms. Palmeri directed the members to Tab 6. Ms. Palmeri noted that each year the Actuary prepares a spreadsheet that outlines the allocation of the loss funding budget based upon a member's losses; allocating the change in the loss funding budget to each member equally; their loss funding assessment if they were a new member (credibility); and a mixture of loss experience (70%) and credibility (30%).

Ms. Palmeri explained that page 1, columns 1-3 details the budget increase as recommended; columns 4 & 5 utilizes the exposures and performance; columns 6 & 7 show the weighted assessments and columns 8 & 9 show the assessment change from prior year. She noted the Actuary uses 7 years, not 6, more heavily weights recent Fund Years over older Fund Years, and does not take anomaly losses into account (one claim which accounts for at least 50% of the overall net incurred over the six year period).

Impact of Renewing Members on Budget

Ms. Palmeri briefly reviewed the snapshot of the individual renewing members (beginning on page 3) with the Committee detailing the loss ratio, the claims incurred and differential between them. She noted this process provides the Fund with an opportunity to adjust a member's loss funding premium so that all members are accurately priced. She further reviewed what the impact would be if the good performing members did not renew for 2022 and the amount of loss funding that the remaining members would need to absorb. She pointed out that the members are more accurately assessed compared to years ago.

Ms. Palmeri reviewed the Renewing Member Snapshot with the Committee. She noted that the member is broken out by loss funds, claims incurred, and loss ratio per Fund Year. She noted the exposure section of the Snapshot details changes in the members' exposure data over time.
**Ms. Palmeri noted that page 13 contains Wildwood City information and not Wildwood Crest.*

2022 Retrospective Program Candidate Analysis

Ms. Palmeri then directed the Committee to page 15 of Tab 6 of the workbook. Ms. Palmeri reminded the Committee that the Fund has utilized the same criteria over the past several years to determine if a member is a candidate for the *Retrospective Program*. This criterion includes a negative impact on the Fund's surplus of $200,000 or more over the preceding three (3) year period and the member is 15% or more underpriced according to the Actuary. She asked the Committee to review pages 16-22. The Committee discussed the candidates and based upon this criterion, agreed Dennis Township is a candidate for the *Retrospective Program.* Ms. Palmeri recommended that the increase for Dennis Township, which had an underfunded Actuarial Valuation of 22.6%, should be capped at 15% with the minimum obligation to be determined by the selected Assessment Strategy. The Committee agreed to place Dennis Township on the *Retrospective Program* in 2022.

Assessment Strategy Scenario

Ms. Palmeri then directed the Committee to proposed assessment allocation scenario for renewing members assuming a $500,000 SIR, included on page 28 of Tab 6. She then briefly reviewed the option regarding the proposed reductions for the renewing members noting that anomalies were also identified. Ms. Palmeri asked if the Committee would like to continue the practice of considering anomaly losses. The Committee agreed to continue considering anomaly losses.

Ms. Palmeri noted Option 1a that does not include the additional perils in the Loss Fund Contingency line. Since the Committee wished to fund 25% of additional perils, she used Option 1b, but will revise the percentage of additional perils funded from 50% to 25%. She noted that the Retrospective member would have a minimum obligation as determined by the appropriate tier, which would be capped at 15% for Dennis Township. Non-renewing members above 180%, a 16% increase; non-renewing members between 140% - 180%, a 15% increase; non-renewing members between 120%-140%, would have a 12.5% increase; non-renewing members between 100%-120%, would have a 10.55% increase; new members less than 3 years' experience, a 9.39% increase; non-renewing members between 60% - 100%, a 9% increase; non-renewing members between 40%-60%, a 7.0% increase; non-renewing members between 20%-40%, a 5.0% increase; non-renewing members below 20%, 2.5% increase; renewing members between 40%-60%, a 2.5% increase; renewing members between 20%-40%, flat; and renewing members below 20%, a
-2.5% decrease.

After a brief discussion, the Committee indicated that would like to use Anomalies with funding 25% for perils in Option 1b on page 28. Ms. Palmeri stated that she will email the new Assessment Strategy with these changes. Mr. Forlenza commented that the reward/revaluation program is working.

Miscellaneous
MEL Fiduciary Disclosure

Ms. Palmeri reviewed a memo with the Committee, which will be attached to the minutes of today's meeting, explaining that the MEL, like the ACM JIF, is a self-insurance fund and is not an insurance entity subject to financial rating by A.M. Best's & Co. Furthermore, like the ACM JIF, should the MEL become insolvent, the Fund membership is subject to additional assessments to make up any shortfalls. In addition, the Executive Director's office also monitor's the MEL's financial performance and will advise the Fund of any concerns it may have regarding the MEL's financial performance. (*A copy of the MEL Fiduciary Disclosure is attached and incorporated herein by reference.)*

Environmental Impairment Disclosure

Ms. Palmeri stated that the Annual Disclosure noting that the ACM JIF has elected not to purchase Environmental Impairment Liability coverage for its members through the E-JIF is included in the agenda packet. Ms. Palmeri stated that the member's individual RMCs are responsible for determining whether the towns they represent want to purchase this coverage outside the JIF/MEL Program. She urged the members to discuss this with their RMCs. She noted that the disclosure would be attached to the minutes of today's meeting and was also distributed to all members with the Exposure Review Process on 7/08/21. Mr. Forlenza asked the members if they are interested in the E-JIF. The Committee noted they were not.

A copy of the Environmental Impairment Disclosure is attached and incorporated herein by reference.

MEL (3) Year Membership Renewal

Ms. Palmeri noted that the membership with the MEL JIF is expiring and a resolution to re-join effective 1/1/2022 is included in the agenda. The Committee agreed to renew and the resolution will be presented at the September Executive Committee meeting.

RCF (3) Year Membership Renewal
Ms. Palmeri noted that the membership with the RCF JIF is expiring and a resolution to re-join effective 1/1/2022 is included in the agenda. The Committee agreed to renew and the resolution will be presented at the September Executive Committee meeting.

Late Interest on 3rd Installment
Ms. Forlenza reported that when the 3rd installment was released to the members in late June, some member towns may not have received the invoices due to some issues resulting from the conversion to Microsoft 365. The Treasurer has been following up with members who have not paid yet and some are indicating that they never received the initial invoice. The Committee discussed waiving the late interest penalty and decided that all members who pay by August 31, 2021 will not receive a late interest penalty. The Treasurer will reiterate this to all members with outstanding payments due.

Proposed September 2021 Budget Amendment
Ms. Palmeri highlighted the upcoming 2021 budget amendment to be presented in September at the Executive Committee Meeting. She noted that the amendment includes EPL buy downs; Cyber; Optional Safety Budget; MEL and RMC adjustments.

Next Meeting Date – October 29, 2021 at 9AM
Ms. Palmeri noted the next meeting would consist of the final assessment allocation strategies, revised draft Budget with approved vendor fees and MEL & EPL assessments.

Seeing no other business, the meeting was adjourned at 11:10 am.

File: ACM/GEN/Finance Committee Tab: 08/27/21
ACM/2021/Finance Committee Tab: 08/27/21

Atlantic County Municipal Joint Insurance Fund
Established in 1987
South Jersey Communities Securing Their Future

BUDGET HEARING NOTICE

Notice is hereby given that the Atlantic County Municipal Joint Insurance Fund (ACM JIF) will conduct a public hearing on the Fund's proposed **2021 Amended Budget**. The hearing will be held as part of the ACM JIF's **September** Executive Committee meeting. The meeting will be held on Wednesday, **September 15, 2021** at 3:00 PM via Zoom at https://us06web.zoom.us/j/89763507815 Meeting ID: 897 6350 7815; Phone Access 1-646-876-9923 US (New York)

The proposed Amendment of the **2021 Budget** is as follows:

	Adopted Budget 2021	OSB ADJ	Cyber ADJ	MEL ADJ	RMC ADJ	Proposed Amended Budget 9/15/21
PROPERTY ($100K SIR)	1,070,748					1,070,748
GENERAL LIABILITY	2,159,650					2,159,650
AUTO LIABILITY	370,512					370,512
WORKERS' COMPENSATION	7,306,440					7,306,440
DEDUCTIBLE	1,924,824					1,924,824
TOTAL CLAIM LOSS FUNDS	**12,832,174**	**0**	**0**	**0**	**0**	**12,832,174**
Op Budget/ Member Benefits	2,956,417	1,000				2,957,417
SUBTOTAL	**15,788,591**	**1,000**	**0**	**0**	**0**	**15,789,591**
MEL Excess WC & Liability	2,602,000			6,850		2,608,850
MEL Excess Prop	1,625,013					1,625,013
EPL/POL Premium	2,285,239		2,009			2,287,248
EPL/POL Commission – Conner Strong	72,228		(2,009)			70,219
Risk Mgmt Consultants	701,711	60			(8,000)	693,771
TOTAL JIF BUDGET	**23,074,782**	**1,060**	**0**	**6,850**	**(8,000)**	**23,074,692**

Minutes shall be kept and provided as required by statute and shall be available to the public pursuant to the requirements of said law.
ATLANTIC COUNTY MUNICIPAL JOINT INSURANCE FUND Arthur J. Gallagher Risk Mgmt Services, Inc., Executive Director/Administrator

ACM JIF - 2021 Budget Amended Assessment Certification	
Absecon City	**417,935**
Avalon Borough	**463,567**
Brigantine City	**836,028**
Buena Borough	**149,152**
Cape May City	**746,690**
Cape May Point Borough	**41,420**
Commercial Township	**91,517**
Corbin City	**28,205**
Deerfield Township	**82,807**
Dennis Township	**213,268**
Downe Township	**41,247**
Egg Harbor Township	**1,793,698**
Estell Manor City	**48,672**
Folsom Borough	**51,927**
Galloway Township	**1,206,527**
Hamilton Township	**1,118,108**
Linwood City	**421,394**
Longport Borough	**246,188**
Lower Township	**855,562**
Margate City	**839,316**
Middle Township	**856,004**
Millville City	**1,601,725**
Mullica Township	**204,671**
Newfield Borough	**68,010**
North Wildwood City	**801,138**
Northfield City	**369,651**
Ocean City	**2,085,200**
Pleasantville City	**1,552,096**
Sea Isle City	**894,225**
Somers Point City	**518,220**
Stone Harbor Borough	**321,059**
Upper Deerfield Township	**158,777**
Upper Township	**431,921**
Ventnor City	**973,709**
Waterford Township	**452,437**
West Cape May Borough	**70,561**
West Wildwood Borough	**84,357**
Weymouth Township	**61,133**
Wildwood City	**1,317,624**
Wildwood Crest Borough	**480,775**
Woodbine Borough	**78,169**
41	**23,074,692**

ATLANTIC COUNTY MUNICIPAL JOINT INSURANCE FUND

Interim Financial Statement Summary

For the Period Ended June 30, 2021

Prepared By:
Arthur J. Gallagher Risk Management Services, Inc.
Fund Administrator

Atlantic County Municipal Joint Insurance Fund
Historical Operating Results Summary
All Fund Years
June 30, 2021

	Total
Earned Contributions & MEL / RCF Dividends	**$493,258,440**
Claims Paid (Net of Subrogation)	(208,691,137)
Excess Recoveries	696,395
Excess Insurance Premiums Paid	(109,508,376)
Operating Expenses Paid	(79,853,635)
Residual Claims Fund Premiums Paid	(29,449,436)
MEL Retro Transfer - Excess Premiums Paid	-
MEL Surplus Trigger Assessment Paid	-
Residual Claims Fund Surplus Trigger Assessment Paid	(335,780)
Total Payments	**(427,141,969)**
Position After Expenses	**66,116,471**
Investment Income (per treasurer)	23,473,926
Transfers	-
Return of Surplus	(42,609,680)
CASH POSITION	**46,980,717**
Case Reserves	(16,130,428)
IBNR Reserves	(10,204,930)
MEL Retro Transfer - Regular Contributions	2,334,700
MEL Retro Transfer - Over/(Under) Funding	259,473
MEL Retro Transfer - Excess Premiums Liability	-
MEL Surplus Trigger Assessment Liability	(228,743)
Residual Claims Fund Surplus Trigger Assessment	(403,369)
Net Current Surplus/(Deficit)	**22,607,420**
Valued as of 03/31/21	$19,994,243
CHANGE	$2,613,177

Compiled by Arthur J. Gallagher Risk Management Services, Inc, Public Sector Practice from Actuarial, Claims Administrator & Treasurer reports valued as of June 30, 2021

Atlantic County Municipal Joint Insurance Fund
Historical Operating Results Summary
Fund Year 2021
June 30, 2021

	Property	General Liability	Automobile	Workers' Comp.	Deductible	LCF	EPL/POL MEL JIF	Expense & Contingency	**Total**
Earned Membership Contributions	$535,374	$1,079,825	$185,256	$3,653,220	$962,412	$0	$3,292,240	$1,829,064	**$11,537,391**
Other Contributions/Retro payments									**$0**
Total Contributions	**$535,374**	**$1,079,825**	**$185,256**	**$3,653,220**	**$962,412**	**$0**	**$3,292,240**	**$1,829,064**	**$11,537,391**
Claims Paid (Net of Subrogation)	(311,948)	(22,528)	(5,285)	(565,670)					**(905,431)**
Excess Recoveries									**-**
Excess Insurance Premiums Paid							(4,042,141)		**(4,042,141)**
Operating Expenses Paid								(1,584,845)	**(1,584,845)**
Total Payments	(311,948)	(22,528)	(5,285)	(565,670)	-	-	(4,042,141)	(1,584,845)	**(6,532,416)**
Position After Expenses	223,426	1,057,297	179,971	3,087,550	962,412	-	(749,901)	244,219	**5,004,975**
Investment Income (per treasurer)	70	405	72	955	381		1,302		**3,185**
Transfers									**-**
Return of Surplus									**-**
MEL Retro Transfer - Regular Contributions									**-**
MEL Retro Transfer - Excess Premiums Paid									**-**
CASH POSITION	**$223,496**	**$1,057,702**	**$180,043**	**$3,088,505**	**$962,793**	**$0**	**($748,599)**	**$244,219**	**$5,008,159**
Case Reserves	(279,263)	(289,334)	(19,994)	(1,401,468)		-	-	-	**(1,990,059)**
IBNR Reserves	(1,000)	(1,033,288)	(201,651)	(2,330,768)		-	-	-	**(3,566,707)**
Net Current Surplus/(Deficit)	**($56,767)**	**($264,920)**	**($41,602)**	**($643,731)**	**$962,793**	**$0**	**($748,599)**	**$244,219**	**($548,607)**
RECOMMENDED TRANSFERS						-	-	-	**-**
Valued as of 03/31/21	($21,920)	($113,013)	($21,438)	($322,595)	$481,131	$0	($359,894)	$156,793	**($200,937)**
CHANGE	(34,846)	(151,908)	(20,164)	(321,136)	481,662	-	(388,705)	87,426	**(347,670)**
Claim Count for Open Fund Years 06/30/21	73	135	36	341					**585**
Claim Count for Open Fund Years 03/31/21	32	56	14	200					**302**
Net Change	41	79	22	141					**283**

Compiled by Arthur J. Gallagher Risk Management Services, Inc, Public Sector Practice from Actuarial, Claims Administrator & Treasurer reports valued as of June 30, 2021

Atlantic County Municipal Joint Insurance Fund
Historical Operating Results Summary
Fund Year 2020
June 30, 2021

	Property	General Liability	Automobile	Workers' Comp.	Deductible	LFC	EPL/POL MEL JIF	Expense & Contingency	**Total**
Earned Membership Contributions	$1,065,108	$2,157,532	$359,567	$7,206,738	$1,903,932	$37,656	$6,496,904	$3,585,290	**$22,812,727**
Other Contributions/Retro payments									**$0**
Total Contributions	**$1,065,108**	**$2,157,532**	**$359,567**	**$7,206,738**	**$1,903,932**	**$37,656**	**$6,496,904**	**$3,585,290**	**$22,812,727**
Claims Paid (Net of Subrogation)	(960,436)	(98,153)	(30,645)	(2,801,289)					**(3,890,523)**
Excess Recoveries									**-**
Excess Insurance Premiums Paid							($6,497,678)		**(6,497,678)**
Operating Expenses Paid								($3,358,851)	**(3,358,851)**
Total Payments	(960,436)	(98,153)	(30,645)	(2,801,289)	-	-	(6,497,678)	(3,358,851)	**(13,747,052)**
Position After Expenses	104,672	2,059,379	328,922	4,405,449	1,903,932	37,656	(774)	226,439	**9,065,675**
Investment Income (per treasurer)	989	8,176	1,336	20,719	7,412	146	10,759	8,746	**58,284**
Transfers									**-**
Return of Surplus	-	-	-	-	-	-	-	-	**-**
MEL Retro Transfer - Regular Contributions	-	-	-	-	-	-	(592,207)	-	**(592,207)**
MEL Retro Transfer - Excess Premiums Paid	-	-	-	-	-	-	592,207	-	**592,207**
CASH POSITION	**$105,661**	**$2,067,555**	**$330,258**	**$4,426,168**	**$1,911,344**	**$37,802**	**$9,985**	**$235,185**	**$9,123,959**
Case Reserves	(97,603)	(526,226)	(33,782)	(2,530,507)				-	**(3,188,118)**
IBNR Reserves	-	(1,617,746)	(330,242)	(1,843,885)	-	-	-	-	**(3,791,873)**
Net Current Surplus/(Deficit)	**$8,058**	**($76,417)**	**($33,766)**	**$51,776**	**$1,911,344**	**$37,802**	**$9,985**	**$235,185**	**$2,143,968**
RECOMMENDED TRANSFERS	-	-	-	-	-	-	-	-	**-**
Valued as of 03/31/21	($80,837)	($289,739)	($59,866)	($192,194)	$1,908,615	$37,748	$9,786	$307,443	**$1,640,957**
CHANGE	88,895	213,322	26,099	243,970	2,729	54	200	(72,258)	**503,011**
Claim Count for Open Fund Years 06/30/21	219	394	85	1,015					**1,713**
Claim Count for Open Fund Years 03/31/21	219	388	84	1,007					**1,698**
Net Change	0	6	1	8					**15**

Compiled by Arthur J. Gallagher Risk Management Services, Inc, Public Sector Practice from Actuarial, Claims Administrator & Treasurer reports valued as of June 30, 2021

Atlantic County Municipal Joint Insurance Fund
Historical Operating Results Summary
Fund Year 2019
June 30, 2021

	Property	General Liability	Automobile	Workers' Comp.	Deductible	Loss Fund Contingency	EPL/POL MEL JIF	Expense & Contingency	**Total**
Earned Membership Contributions	$1,032,594	$2,176,214	$358,861	$7,228,548	$1,908,464	$0	$6,460,288	$3,440,526	**$22,605,495**
Other Contributions/Retro payments					$39,590				**$39,590**
Total Contributions	**$1,032,594**	**$2,176,214**	**$358,861**	**$7,228,548**	**$1,948,054**	**$0**	**$6,460,288**	**$3,440,526**	**$22,645,085**
Claims Paid (Net of Subrogation)	(851,114)	(235,334)	(88,798)	(6,025,227)					**(7,200,473)**
Excess Recoveries									**-**
Excess Insurance Premiums Paid							(6,451,508)		**(6,451,508)**
Operating Expenses Paid								(3,302,932)	**(3,302,932)**
Total Payments	(851,114)	(235,334)	(88,798)	(6,025,227)	-	-	(6,451,508)	(3,302,932)	**(16,954,913)**
Position After Expenses	181,480	1,940,880	270,063	1,203,321	1,948,054	-	8,780	137,594	**5,690,172**
Investment Income (per treasurer)	6,283	55,869	10,070	147,452	64,748		13,456	75,032	**372,910**
Transfers									**-**
Return of Surplus									**-**
MEL Retro Transfer - Regular Contributions	-	-	-	-	-	-	(494,988)	-	**(494,988)**
MEL Retro Transfer - Excess Premiums Paid	-	-	-	-	-	-	494,988	-	**494,988**
CASH POSITION	**$187,763**	**$1,996,749**	**$280,133**	**$1,350,773**	**$2,012,802**	**$0**	**$22,236**	**$212,627**	**$6,063,083**
Case Reserves	(11,697)	(833,847)	(280,842)	(3,920,078)					**(5,046,464)**
IBNR Reserves	-	(668,207)	(420,253)	(955,490)					**(2,043,950)**
Net Current Surplus/(Deficit)	**$176,066**	**$494,695**	**($420,962)**	**($3,524,795)**	**$2,012,802**	**$0**	**$22,236**	**$212,627**	**($1,027,331)**
RECOMMENDED TRANSFERS		-	-	-			-	-	**-**
Valued as of 03/31/21	$150,255	$529,349	($353,257)	($3,136,995)	$2,009,576	$0	$22,200	$213,212	**($565,660)**
CHANGE	25,811	(34,654)	(67,705)	(387,801)	3,225	-	36	(585)	**(461,671)**
Claim Count for Open Fund Years 06/30/21	216	370	107	608					**1,301**
Claim Count for Open Fund Years 03/31/21	216	365	107	608					**1,296**
Net Change	0	5	0	0					**5**

Compiled by Arthur J. Gallagher Risk Management Services, Inc, Public Sector Practice from Actuarial, Claims Administrator & Treasurer reports valued as of June 30, 2021

Atlantic County Municipal Joint Insurance Fund
Historical Operating Results Summary
Fund Year 2018
June 30, 2021

	Property	General Liability	Automobile	Workers' Comp.	Deductible	EPL/POL MEL JIF	Expense & Contingency	**Total**
Earned Membership Contributions	$994,222	$2,265,360	$384,693	$7,399,404	$1,960,270	$6,191,382	$3,402,298	**$22,597,629**
Other Contributions/Retro payments							925	**$925**
Total Contributions	**$994,222**	**$2,265,360**	**$384,693**	**$7,399,404**	**$1,960,270**	**$6,191,382**	**$3,403,223**	**$22,598,554**
Claims Paid (Net of Subrogation)	(1,233,619)	(1,156,159)	(111,903)	(6,292,985)				**(8,794,666)**
Excess Recoveries								**-**
Excess Insurance Premiums Paid						(6,067,426)		**(6,067,426)**
Operating Expenses Paid							(3,304,964)	**(3,304,964)**
Total Payments	(1,233,619)	(1,156,159)	(111,903)	(6,292,985)	-	(6,067,426)	(3,304,964)	**(18,167,056)**
Position After Expenses	(239,397)	1,109,201	272,790	1,106,419	1,960,270	123,956	98,259	**4,431,498**
Investment Income (per treasurer)	4,234	102,027	20,516	219,339	110,492	202	140,623	**597,432**
Transfers	310,000				(310,000)			**-**
Return of Surplus								**-**
MEL Retro Transfer - Regular Contributions						(257,584)		**(257,584)**
MEL Retro Transfer - Excess Premiums Paid						257,584		**257,584**
CASH POSITION	**$74,837**	**$1,211,228**	**$293,306**	**$1,325,758**	**$1,760,762**	**$124,158**	**$238,882**	**5,028,931**
Case Reserves	(2,603)	(1,672,648)	(161,520)	(2,199,221)				**(4,035,992)**
IBNR Reserves	-	(464,881)	(177,725)	(71,171)				**(713,777)**
Net Current Surplus/(Deficit)	**$72,234**	**($926,301)**	**($45,939)**	**($944,634)**	**$1,760,762**	**$124,158**	**$238,882**	**$279,162**
RECOMMENDED TRANSFERS		-	-	-		-	-	**-**
Valued as of 03/31/21	$72,045	($1,118,250)	($172,398)	($922,103)	$1,757,884	$123,950	$238,492	**($20,379)**
CHANGE	189	191,948	126,459	(22,531)	2,878	208	390	**299,541**
Claim Count for Open Fund Years 06/30/21	243	375	137	604				**1,359**
Claim Count for Open Fund Years 03/31/21	243	374	137	604				**1,358**
Net Change	0	1	0	0				**1**

Compiled by Arthur J. Gallagher Risk Management Services, Inc, Public Sector Practice from Actuarial, Claims Administrator & Treasurer reports valued as of June 30, 2021

Atlantic County Municipal Joint Insurance Fund
Historical Operating Results Summary
Fund Year 2017
June 30, 2021

	Property	General Liability	Automobile	Workers' Comp.	Deductible	EPL/POL MEL JIF	Expense & Contingency	**Total**
Earned Membership Contributions	$990,436	$2,321,006	$361,878	$7,323,349	$1,946,439	$7,094,412	$3,370,247	**$23,407,767**
Other Contributions/Retro payments					-	-	750	**$750**
Total Contributions	**$990,436**	**$2,321,006**	**$361,878**	**$7,323,349**	**$1,946,439**	**$7,094,412**	**$3,370,997**	**$23,408,517**
Claims Paid (Net of Subrogation)	(901,032)	(1,590,200)	(248,423)	(6,323,406)	-	-	-	**(9,063,061)**
Excess Recoveries		-	-	-	-	-	-	**-**
Excess Insurance Premiums Paid	-	-	-	-	-	(6,842,683)	-	**(6,842,683)**
Operating Expenses Paid	-	-	-	-	-	-	(3,189,456)	**(3,189,456)**
Total Payments	(901,032)	(1,590,200)	(248,423)	(6,323,406)	-	(6,842,683)	(3,189,456)	**(19,095,200)**
Position After Expenses	89,404	730,806	113,455	999,943	1,946,439	251,729	181,541	**4,313,317**
Investment Income (per treasurer)	6,618	123,866	17,407	200,916	136,140	17,281	24,003	**526,231**
Transfers	-	-	-	-	-	-	-	**-**
Return of Surplus	-	-	-	-	-	-	-	**-**
MEL Retro Transfer - Regular Contributions	-	-	-	-	-	(617,601)	-	**(617,601)**
MEL Retro Transfer - Excess Premiums Paid	-	-	-	-	-	617,601	-	**617,601**
CASH POSITION	**$96,022**	**$854,672**	**$130,862**	**$1,200,859**	**$2,082,579**	**$269,010**	**$205,544**	**$4,839,548**
Case Reserves	(177)	(589,704)	(229,474)	(1,049,789)	-	-	-	**(1,869,144)**
IBNR Reserves	-	(42,520)	(46,103)	-	-	-	-	**(88,623)**
Net Current Surplus/(Deficit)	**$95,845**	**$222,448**	**($144,715)**	**$151,070**	**$2,082,579**	**$269,010**	**$205,544**	**$2,881,781**
RECOMMENDED TRANSFERS		-	-	-		-	-	**-**
Valued as of 03/31/21	$93,975	$38,620	($157,506)	$108,001	$2,079,175	$268,570	$205,208	**$2,636,042**
CHANGE	1,870	183,829	12,791	43,069	3,404	440	336	**245,739**
Claim Count for Open Fund Years 06/30/21	203	465	132	575				**1,375**
Claim Count for Open Fund Years 03/31/21	203	463	132	575				**1,373**
Net Change	0	2	0	0				**2**

Compiled by Arthur J. Gallagher Risk Management Services, Inc, Public Sector Practice from Actuarial, Claims Administrator & Treasurer reports valued as of June 30, 2021

Atlantic County Municipal Joint Insurance Fund
Historical Operating Results Summary
Closed Years Contingency Fund
June 30, 2021

	Fund Years 1987-2016
Earned Contributions & MEL / RCF Dividends	$390,256,166
Claims Paid (Net of Subrogation)	(178,836,983)
Excess Recoveries	$696,395
Excess Insurance Premiums Paid	(79,606,941)
Operating Expenses Paid	(65,112,588)
Residual Claims Fund Premiums Paid	(29,449,436)
Residual Claims Fund Surplus Trigger Assessment	(335,780)
Total Payments	(352,645,333)
Position After Expenses	37,610,833
Investment Income (per treasurer)	21,813,335
Transfers	$0
Return of Surplus	(42,609,680)
MEL Retro Transfer - Regular Contributions	(631,793)
MEL Retro Transfer - Excess Premiums Paid	631,793
CASH POSITION	**16,814,488**
Case Reserves	($651)
IBNR Reserves	$0
Residual Claims Fund Surplus Trigger Assessment	($403,369)
Current Surplus/(Deficit)	**$16,410,468**

Open Property Claim Count: 06/30/21	7
Open Property Claim Count: 03/31/21	7
Net Change	0

Compiled by Arthur J. Gallagher Risk Management Services, Inc, Public Sector Practice from Actuarial, Claims Administrator & Treasurer reports valued as of June 30, 2021

Atlantic County Municipal Joint Insurance Fund

Historical Operating Results Summary

MEL JIF RETRO Contingency Fund

June 30, 2021

	Fund Year(s) 2016-2020
MEL Retro Transfer - Contributions	2,334,700
MEL Retro Transfer - Over/(Under) Funding	259,473
Total Contributions	**2,594,173**
MEL Retro Transfer - Excess Premiums Paid	0
MEL Surplus Trigger Assessment Paid	0
Position After Expenses	**2,594,173**
Investment Income (per treasurer)	102,549
Transfers	0
Return of Surplus	-
CASH POSITION	**$2,696,722**
MEL Retro Transfer - Excess Premiums Liability	-
MEL Surplus Trigger Assessment Liability	(228,743)
Current Surplus/(Deficit)	**$2,467,979**

Valued as of 03/31/21	$129,839
CHANGE	$2,338,140

Compiled by Arthur J. Gallagher Risk Management Services, Inc, Public Sector Practice from Actuarial, Claims Administrator & Treasurer reports valued as of June 30, 2021

Atlantic County Municipal Joint Insurance Fund
Open Years Comparative Operating Results Summary
June 30, 2021

Fund Year 2021	Property	GL	Automobile	WC	Deductible	Loss Fund Contingency	EPL/POL MEL JIF	Operating	Total
CASH POSITION	$ 223,496	$ 1,057,702	$ 180,043	$ 3,088,505	$ 962,793	$ -	$ (748,599)	$ 244,219	$ 5,008,159
Net Current Surplus/(Deficit)	$ (56,767)	$ (264,920)	$ (41,602)	$ (643,731)	$ 962,793	$ -	$ (748,599)	$ 244,219	$ (548,607)
RECOMMENDED TRANSFERS	*$ -*	*$ -*	*$ -*	*$ -*	*$ -*	*$ -*	*$ -*	*$ -*	*$ -*
Valued as of 03/31/21	$ (21,920)	$ (113,013)	$ (21,438)	$ (322,595)	$ 481,131	$ -	$ (359,894)	$ 156,793	$ (200,937)
CHANGE	$ (34,846)	$ (151,908)	$ (20,164)	$ (321,136)	$ 481,662	$ -	$ (388,705)	$ 87,426	$ (347,670)

Fund Year 2020	Property	GL	Automobile	WC	Deductible	Loss Fund Contingency	MELJIF	Operating	Total
CASH POSITION	$ 105,661	$ 2,067,555	$ 330,258	$ 4,426,168	$ 1,911,344	$ 37,802	$ 9,985	$ 235,185	$ 9,123,959
Net Current Surplus/(Deficit)	$ 8,058	$ (76,417)	$ (33,766)	$ 51,776	$ 1,911,344	$ 37,802	$ 9,985	$ 235,185	$ 2,143,968
RECOMMENDED TRANSFERS	$ -	$ -	$ -	$ -	$ -	-	-	-	$ -
Valued as of 03/31/21	$ (80,837)	$ (289,739)	$ (59,866)	$ (192,194)	$ 1,908,615	$ 37,748	$ 9,786	$ 307,443	$ 1,640,957
CHANGE	$ 88,895	$ 213,322	$ 26,099	$ 243,970	$ 2,729	$ 54	$ 200	$ (72,258)	$ 503,011

Fund Year 2019	Property	GL	Automobile	WC	Deductible	Loss Fund Contingency	EPL/POL MEL JIF	Operating	Total
CASH POSITION	$ 187,763	$ 1,996,749	$ 280,133	$ 1,350,773	$ 2,012,802	$ -	$ 22,236	$ 212,627	$ 6,063,083
Net Current Surplus/(Deficit)	$ 176,066	$ 494,695	$ (420,962)	$ (3,524,795)	$ 2,012,802	$ -	$ 22,236	$ 212,627	$ (1,027,331)
RECOMMENDED TRANSFERS	*$ -*	*$ -*	*$ -*	*$ -*	*$ -*	*$ -*	*$ -*	*$ -*	*$ -*
Valued as of 03/31/21	$ 150,255	$ 529,349	$ (353,257)	$ (3,136,995)	$ 2,009,576	$ -	$ 22,200	$ 213,212	$ (565,660)
CHANGE	$ 25,811	$ (34,654)	$ (67,705)	$ (387,801)	$ 3,225	$ -	$ 36	$ (585)	$ (461,671)

Fund Year 2018	Property	GL	Automobile	WC	Deductible	Loss Fund Contingency	EPL/POL MEL JIF	Operating	Total
CASH POSITION	$ 74,837	$ 1,211,228	$ 293,306	$ 1,325,758	$ 1,760,762	$ -	$ 124,158	$ 238,882	$ 5,028,931
Net Current Surplus/(Deficit)	$ 72,234	$ (926,301)	$ (45,939)	$ (944,634)	$ 1,760,762	$ -	$ 124,158	$ 238,882	$ 279,162
For the Period Ended March 31, 2018	*$ -*	*$ -*	*$ -*	*$ -*	*$ -*	*$ -*	*$ -*	*$ -*	*$ -*
Valued as of 03/31/21	$ 72,045	$ (1,118,250)	$ (172,398)	$ (922,103)	$ 1,757,884	$ -	$ 123,950	$ 238,492	$ (20,379)
CHANGE	$ 189	$ 191,948	$ 126,459	$ (22,531)	$ 2,878	$ -	$ 208	$ 390	$ 299,541

Fund Year 2017	Property	GL	Automobile	WC	Deductible	Loss Fund Contingency	EPL/POL MEL JIF	Operating	Total
CASH POSITION	$ 96,022	$ 854,672	$ 130,862	$ 1,200,859	$ 2,082,579	$ -	$ 269,010	$ 205,544	$ 4,839,548
Net Current Surplus/(Deficit)	$ 95,845	$ 222,448	$ (144,715)	$ 151,070	$ 2,082,579	$ -	$ 269,010	$ 205,544	$ 2,881,781
RECOMMENDED TRANSFERS	*$ -*	*$ -*	*$ -*	*$ -*	*$ -*	*$ -*	*$ -*	*$ -*	*$ -*
Valued as of 03/31/21	$ 93,975	$ 38,620	$ (157,506)	$ 108,001	$ 2,079,175	$ -	$ 268,570	$ 205,208	$ 2,636,042
CHANGE	$ 1,870	$ 183,829	$ 12,791	$ 43,069	$ 3,404	$ -	$ 440	$ 336	$ 245,739

Atlantic County Municipal Joint Insurance Fund
Established in 1987
South Jersey Communities Securing Their Future

To: ACM JIF Finance Committee

FROM: Paul Forlenza, MGA, RMC, Executive Director

DATE: August 27, 2021

SUBJECT: Fiduciary Disclosure

The **Municipal Excess Liability Joint Insurance Fund** is not an insurance entity subject to financial rating by A.M. Best's & Co. The ratings by A.M. Best's & Co. are the basis upon which Arthur J. Gallagher Risk Management Services, Inc. evaluates the financial strength of insurers used by Arthur J. Gallagher Risk Management Services, Inc. clients. Accordingly, we are not able to offer a similar comparative analysis regarding the financial strength of the **Municipal Excess Liability Joint Insurance Fund**. However, the financial statements produced by the **Municipal Excess Liability Joint Insurance Fund** are shared with the membership on a regular basis. Additionally, other information on the **Municipal Excess Liability Joint Insurance Fund** is shared with the membership through reports given by the Fund's representative to the **Municipal Excess Liability Joint Insurance Fund,** Richard Hirsch. We, of course, will advise you should we become aware of any significant financial information concerning the **Municipal Excess Liability Joint Insurance Fund**. All members are encouraged to monitor the financial position of the **Municipal Excess Liability Joint Insurance Fund**. Although the State Department of Banking and Insurance and the Department of Community Affairs closely monitor pools such as the **Municipal Excess Liability Joint Insurance Fund** these entities are not subject to any Guaranty Fund protection in the event of insolvency. As a result, you should be aware of any potential additional assessments should the **Municipal Excess Liability Joint Insurance Fund** become insolvent.

CC: Fund Commissioners *via 08/27/21 Finance Committee Minutes*
Risk Management Consultants *via 08/27/21 Finance Committee Minutes*

Atlantic County Municipal Joint Insurance Fund
Established in 1987
South Jersey Communities Securing Their Future

TO: Risk Management Consultants

FROM: Jodi Palmeri, Senior Financial Analyst

DATE: July 7, 2021

RE: Coverage Reminder – Environmental Impairment Liability

****

This memo serves as an annual reminder that the **Atlantic County Municipal Joint Insurance Fund** (ACM JIF) does **not** provide Environmental Impairment Liability (EIL) coverage to its members.

Each year, the Executive Director's office reviews the availability of this coverage with the ACM JIF Finance Committee to determine if the Fund would like to entertain proposals for this coverage through commercial insurers or membership in the New Jersey Environmental Risk Management Joint Insurance Fund (E-JIF).

The E-JIF is a risk sharing pool that provides EIL coverage and risk management services to member municipalities. The coverage and services for the E-JIF are provided at a rate of approximately $0.96 per capita. The ACM JIF is eligible to join the (E-JIF) and has received several proposals to become a member of the E-JIF since its inception; however, the ACM JIF has decided **not** to accept the proposal of membership.

As a result, Risk Management Consultants are urged to assess the environmental risks of their clients who are members of the ACM JIF and make arrangements for environmental coverage and other coverage that may be necessary to supplement the coverage afforded by the ACM JIF.

After your review of this information, should you have any questions or comments, please do not hesitate to contact our office.

Thank you.

cc: Fund Commissioners

File: ACM/2022/Renewal – Tab: Coverage Reminder – Environmental Impairment Liability

RESOLUTION NO. 2021-

RESOLUTION OF THE EXECUTIVE COMMITTEE OF THE ATLANTIC COUNTY MUNICIPAL JOINT INSURANCE FUND AUTHORIZING REFUND OF CLOSED YEAR ACCOUNTS (2011 - 2016) SURPLUS

WHEREAS, N.J.A.C. 11:15-2.21 provides that a municipal joint insurance fund may seek approval from the Commissioner of Banking and Insurance for a refund of excess monies from any fund year upon compliance with certain requirements; and

WHEREAS, the Atlantic County Municipal Joint Insurance Fund, hereinafter referred to as "FUND" has obtained a calculation from its Actuary and Executive Director as to the amount of money which is available for distribution consistent with the aforementioned regulations and the financial integrity of the FUND; and

WHEREAS, the Executive Committee of the FUND has determined that it would be in the best interest of the FUND and its member municipalities to make certain refunds;

NOW, THEREFORE, BE IT RESOLVED by the Executive Committee of the FUND, as follows:

1. Section B of N.J.A.C. 11:15-2.21 provides that the FUND may seek approval for refunds from any claim fund that has been completed for not less than twenty-four months. Based upon this requirement, and the closure of Fund years **2011 through 2016**, surplus monies in Closed Year Accounts are eligible for refunds at the discretion of the FUND, the Department of Banking and Insurance and the Department of Community Affairs.
2. The Executive Committee has balanced the interests of the member municipalities in obtaining the benefit of such monies as are available for refund against the need for the FUND to protect and preserve its financial integrity. Because the reserve figures and the IBNR figures utilized by the FUND's actuary are conservative, and because the Department of Banking and Insurance and the state regulations require a thirty-five percent margin of error, and since the Fund transferred its liabilities to the Residual Claims Fund, it is the conclusion of the Executive Committee that **$3,750,000** representing closed years surplus can be refunded at this time.
3. The Executive Director is, therefore, authorized and directed to submit such documents as the regulations require to the Departments of Banking and Insurance and Community Affairs for the approval of the refunds in the amounts set forth above.

4. This authorization is based upon the Auditor's Report of the Historical Operating Results as of **December 31, 2020**. The aforementioned refund monies shall be allocated, as required and necessary, from the various loss and contingency funds for the respective years, all in accordance with the Actuary's analysis of available monies.

5. The FUND's Treasurer is authorized to prepare and execute checks for the pro-rated amount of the aforementioned refunds due to each member municipalities for the year in question, upon receipt of written documentation of approval or acquiescence of these refunds from the Departments of Banking and Insurance and Community Affairs. Said refunds shall be made to the municipalities that were members of the FUND for the years in question in the same ratio as said municipalities were assessed for the years in question.

ATLANTIC COUNTY
MUNICIPAL JOINT INSURANCE FUND

_____
Kellie Seib, Fund Chair

ATTEST:

_____
James Craft, Fund Secretary

_____
Date

Employment Practices & Technology Liability Committee
Meeting Minutes
Wednesday, July 21, 2021

A meeting of the Atlantic County Municipal Joint Insurance Fund Employment Practices Liability Committee was held on Wednesday, July 21, 2021 at 1:00 PM via Zoom Conferencing.

Those in attendance were:

***Fund Commissioners*:** Ron Simone, *Chair,* **North Wildwood City**
Kellie Seib, *Fund Chair,* **Sea Isle City**
Rich Hirsch, *Strategic Planning Committee Chair*, **Longport Borough**
Regina Burke, *Coverage Committee Chair*, **Millville**

Fund Professionals: David DeWeese**,** *Fund Solicitor,* **The DeWeese Law Firm**
Keith Hummel, *Safety Director,* **J.A. Montgomery**
Paul Forlenza, MGA, *Executive Director*, **AJG Risk Management, Inc.**
Paul Miola, CPCU, ARM, *Deputy Executive Director*,, **AJG Risk Mgmt, Inc.**
Kris Kristie, *Sr. Acct. Rep,* **AJG Risk Management, Inc.**

***Those unable to attend*:** Sean Riggin**,** *Claims Committee Chair,* **Pleasantville**
Varvara Keun, *Co-Chair***, Middle Township**
Kim Ward, *Alt. Fund Commissioner,* **Pleasantville**
Joe Picard, *Safety Committee Chair,* **Cape May City**

These minutes do not necessarily reflect the order in which some items were discussed.

I. EPL/POL Loss Ratio Reports

FY 2015-2020 valued as of 3/31/21

Mr. Forlenza reviewed the EPL/POL Loss Ratio Reports for Fund Years 2015-2020 valued as of March 31, 2021 that were included in the agenda packet. He noted the EPL/POL Six Year Average Loss Ratio for the ACM JIF is 37.4% and the Five Year Average Loss Ratio is 34.4%. Mr. Forlenza reminded the Committee that the carrier uses a 55% loss ratio as a "breakeven" point for determining the JIF's performance. Mr. Forlenza then referenced a spreadsheet that depicted the incurred EPL vs. incurred POL results over the same six year period valued as of March 31, 2021 by member. He then briefly reviewed the individual performance in each of the Fund Years currently being tracked. He further noted that there will be development in the most recent years as the claims begin to mature and eventually settle out.

Mr. Forlenza stated that the Loss Ratio Snapshots, inclusive of JIF, MEL, and EPL/POL are uploaded into Origami and reviewed the format and location of the reports within Origami. He noted the March 31, 2021 reports were distributed via Origami on June 14, 2021.

II. EPL/POL Claims Filed – XL Insurance

A. All Open XL Files

Mr. DeWeese reviewed the status of all open EPL/POL claims files with XL. He noted there is only one (1) pre 2016 active/open files still being handled by XL and is pending in the Appellate Division. He then discussed the case in greater detail with the Committee.

B. Open QBE Files

Mr. DeWeese reviewed the open cases with QBE. Mr. DeWeese stated that there are currently fifty (50) open claims; thirty (30) are awaiting coverage determination; twenty (20) are in Litigation and twenty-one (21) have Defense Counsel assigned

C. Closed QBE Files

Mr. DeWeese stated that from March 2021 – July 2021: nine (9) claims closed, with one (1) due to coverage denials; four (4) closed due to inactivity; one (1) dismissed without payment to the Plaintiff; and three (3) settled with payment to the Plaintiff.

III. Members of Concern

Mr. Forlenza referenced an excerpt in the agenda from the Committee's last meeting on March 17, 2021 in regards to ongoing concerns with Estell Manor. Mr. Forlenza then asked Mr. DeWeese if he still has concerns with Estell Manor. Mr. DeWeese responded that he has significant concerns with Estell Manor due to the turnover in key positions. Mr. Forlenza stated that Jud Moore is still the Fund Commissioner and the Municipal Clerk until new personnel is appointed. Mr. DeWeese stated that with the recent settlement of a difficult claim, he is hopeful that this will have an effect on future actions by the Governing Body as they are contributing to the overall settlement. Mr. Forlenza noted we will be looking at deductible and co-insurance requirements as part of the renewal this year with QBE. Mr. DeWeese noted he will report back with any additional information.

Mr. Forlenza asked Mr. DeWeese if he felt there were any other members of concern at this time, and Mr. DeWeese stated there are none.

IV. MEL EPL Plan of Risk Management Program

A. *2022-2023 MEL Plan of Risk Management Program*

Mr. Forlenza stated that the MEL extended the compliance date from June 1, 2021 to November 1, 2021. He reminded the committee that the new model EPL Policies & Procedures and Handbook were posted on the MEL website in July 2020 and the format of the documents has changed significantly. Specifically, the Handbook will now reference policies that are included in the municipality's Policies and Procedures; however, a full copy of the policy language will not be included in the Handbook. Mr. Forlenza stated that the MEL sponsored two webinars last Fall that provided an overview of the changes. A recording of the webinar is on their website and is approximately an hour long. He noted this webinar is well worth the time.

Mr. Forlenza stated that last November a memorandum was sent to all members notifying them of the availability of non-supervisory employee training through the MEL Safety Institute (MSI). A required element of compliance with the MEL's 2022-2023 Employment Practices Liability (EPL) Risk Management Plan, all members are required to notify their non-supervisory employees of the availability of this training, though employees are not required to take the training. On April 14, 2021 a revised memorandum was released due to a change in the format of the website. This is included in the monthly agenda packet. All members need to document the notification of the availability of this training to their employees. .

In regards to Managerial & Supervisory Training, the registration, training, and participant tracking was done through the MSI platform. Mr. Forlenza noted the Employment Practice training was presented by Armando Riccio. Participation in this training is also required for compliance with the MEL's EPL Plan of Risk Management. There were 20 sessions completed from April 15 – June 9, with approximately 978 Managers and Supervisors trained. At this time, no additional trainings have been scheduled; however, this will be revisited after the summer.

Mr. Forlenza reminded the committee that last September the decision was made to split the Managers & Supervisor's Sexual Abuse & Molestation Training and Employment Practices Liability related training. The Sexual Abuse training has been conducted via webinars by Paul Shives, J. A. Montgomery, since last Fall. In March, the MEL decided to release another 8-10 training dates for the Spring/Summer 2021.

Lastly, Mr. Forlenza noted the Police Command Staff Training covered SAM, EPL, Cyber and Legal updates. He stated that they did manage to hold one session in person prior to the COVID restrictions; however, the remainder of the sessions had to be postponed. Since the COVID restrictions have been eased, the remaining sessions were able to be rescheduled and held in person, with two (2) sessions per day, for a total of six (6) in person sessions as follows: June 3, 2021 -126 total attendees; June 8 – 195 total attendees; and June 23 – 156 total attendees. Mr. Forlenza noted the sign-in sheets were posted to the JIF websites; however, at the request of the officers, the sign in sheets were removed as they feared their signatures could be forged from the websites. Any member that wants to know which officers attended the training should contact his office.

V. EPL/POL Policy

Mr. Forlenza reminded the Committee there was a statewide increase of 2.2% for this Policy for 2021; however, the ACM JIF is seeing a premium reduction in individual member assessments due to continued good claims history and the reallocation of the statewide premium across all MEL JIFs. The 5 year EPL/POL Loss Ratio valued as of June 30, 2021, which the carrier used for adjusting the 2021 premium, was 34.4% and the 6 year was 37.4%, noting again the carrier uses the 5 year figure when considering premium adjustments. He noted that the ACM JIF results were below the carrier's breakeven point of approximately 55%. He also reminded the Committee that the MEL instituted a five year phase in of premium adjustments based upon member exposures and loss history. 2022 is year 3 of the 5 year process.

VII. MEL EPL Helpline

Mr. Forlenza referenced a report included in the agenda which depicts the current authorized users. He stated our JIF has had tremendous success in utilizing this program.

Mr. DeWeese reminded the members to please review the list of authorized contacts for the *MEL Employment Practices Helpline* included in the monthly agenda packets each month, and be sure they are updated with who you want to be able to contact the Helpline. Mr. Forlenza noted he had sent out an email in January to all members asking them to review and advise his office of any changes to the listed users we currently have on file, and commented he would continue to mention it at each monthly meeting.

DeWeese stated of the three attorneys on the MEL Helpline panel, he continues to receive the most calls, thought the volume has come down since the COVID claims have slowed up. He noted everyone he has spoken with in regards to the *Helpline* has been pleased with the results and have followed the advice of the Attorneys, thus he believes the conversations are helping to prevent future claims, which is the ultimate goal. Mr. DeWeese stated from March 2019 to present, he

has received 170 calls across all three JIF's, with 38 calls in 2021, and 5 calls in the last two months. He noted he has also sent out numerous Bulletins via email on employment related issues. He is hoping the reduction in calls means there are not many employment related issues.

Mr. DeWeese reminded the Committee any calls he receives are kept in a log managed by Fred Semrau. He further stated that a memorandum recapping the question and the suggested direction is sent to the member. Mr. DeWeese also noted he also may direct the member to Labor Counsel or members of the defense panel, to address a question.

Lastly, Mr. DeWeese noted him, along with Ms. Stienmiller, Ms. Howlettt, and Mr. Semrau meet to review the effectiveness of the Helpline and are continuously working on future webinars to be conducted on employment related issues for all members. Ms. Howlett heads up the webinars and Mr. Semrau works on producing generic memos in regards to the most frequently asked questions. Hopefully, the webinars and generic memorandums will start to be distributed to the general membership in the not too distant future.

VIII. Elected Officials Training

Mr. Forlenza reminded everyone that a memorandum including detailed directions on how to access this training through the MSI was emailed to Municipal Clerks, Fund Commissioners, and Risk Management Consultants in November 2020. Elected Officials had to register through the MSI were there is a record of them having completed the training and their town will receive credit. The deadline for completing this training was May 14, 2021, and the list of those that completed the training are posted on the JIF websites, so please check to be sure you received the proper credit. Mr. Forlenza stated there were 167 Elected Officials from the ACM JIF who completed the training and the credit will be applied to your 3rd installment billing so be sure to watch for it.

XI. Land Use Liability Risk Management Program

Mr. Forlenza referenced a report in the agenda which depicts those member municipalities that have had at least some of their land use board members complete the training. This report is also included in the monthly agenda packet and he reminded the Committee that only those land use board members that complete the training process are eligible for enhanced coverage should they be named personally in a Land Use claim and also stated the certification is for the individual, not the position. Mr. Forlenza noted that should anyone need additional training materials to please contact his office; especially as new members might have been appointed to these land use boards.

X. Police Online Training

Mr. Forlenza stated that there are 26 Police Departments in the ACM JIF. To date, 19 departments have enrolled in the Police One platform, with 18 departments actively taking courses with 5,069 classes completed to date, and 7 members with no activity at all. Mr. Forlenza noted that Chief Hummel has a committee of Police Chiefs that constantly review the availability of courses through Police One Academy and Chief Hummel is continually pushing to get the remaining police departments registered and actively participating in the Program. Mr. Forlenza stated the Fund is in the final year of the 3 year contract, which expires on August 31, 2021. His recommendation at this point, after collaborating with Chief Hummel and Mr. Miola, is to allow this training to lapse.

Mr. Forlenza then explained that in reviewing the materials, it seems we have run through the best trainings we wanted to get out to our members and feel that this training is not the best use of the JIF's resources at this time. Mr. Forlenza explained that his office has been working for many years to get Police Departments Accredited. This has been done by offering incentives and local

assistance to Police departments to undertake this process. Unfortunately, many members continue to indicate that they do not have to the time or local resources to undertake the difficult process of becoming and staying Accredited. As a result, after discussions with Chief Hummel, Mr. Miola, and Mr. DeWeese, Mr. Forlenza is recommending that the JIF look to hire a Police Law Enforcement Consultant.

The idea is to have a Police Professional visit our member's Police Departments and speak with them about the policies they have in place and concentrate on those areas of need. The areas of greatest importance would be identified with the assistance of the JIF's Defense Panel. Mr. DeWeese has reach out to those Defense Panel members who are involved in our Police related claims and ask them to tell us where our members are lacking in their policies, procedures and practices, and concentrate our efforts in these areas.

A potential candidate for this position is Chris Winters who is a retired Lt. with the Lower Township Police Department. Mr. Forlenza then referenced a proposal from Mr. Winters in the agenda. He continued to explain the money currently being used to pay for Police One would be redirected to engage Mr. Winters as soon as this Fall so he may start visiting our members and working with them to implement and train officers on the policies of greatest need within each department. In addition, Mr. Miola would like to see a training on the *Management of Aggressive Behavior*, in hopes this training would help in the defense of alleged excessive use of force claims. Chief Hummel stated he is aware that a lot of mandatory training directives are going to be released later this year by the Attorney General and he believes this will be a good resource in helping the agencies complete these tasks.

Mr. Forlenza noted that this will be discussed at the Executive Safety Committee Meeting on August 5, 2021 and the additional funding to support this initiative will be included in the draft 2022 Budget. Ms. Seib asked if there would be any pushback from the departments as Mr. Winters is an outsider. Chief Hummel believes it will be well received as most agencies are asking for sample policies and assistance with policy implementation and training. He further stated that he will be accompanying Mr. Winters at first to familiarize him with our towns and introduce him to our departments.

Lastly, Mr. Forlenza stated the Police One platform was also used for Cyber Trainings for our Police Officers, so now we will incorporate Police cyber training into the RFP for Technology Risk Management Services when we issue an RFP in the next few months for these services. The Committee agreed.

IX. Technology Liability

Mr. Forlenza briefed the Committee on issues his office is having with MediaPro, the new owners Knowb4, and the database. Mr. Forlenza stated MediaPro/Knowb4 is no longer able to track the completion of training for each individual employee, which prevents the JIF from notifying a town what employees have or haven't completed the training. Last July, the Executive Committee authorized the final year of Media Pro's three (3) year contract, which was effective September 1, 2020. At about this same time, the Report issues began to materialize. It seems Litmos, who was originally contracted with MediaPro to provide data base functions and report capabilities to the JIFs, pursuant to this contract was purchased by SAP. SAP made changes to the database program and those reports could no longer be generated.

With that said, Mr. Forlenza explained that Mr. Romero, Technology Risk Services Director for the BURLCO & TRICO JIFs, and Ms. Matro from his office were working with Media Pro to determine what happened in regards to changes to the database module, while Media Pro was in the process of being purchased by Knowb4, one of Media Pro's competitors. Once he was made aware of the purchase, Mr. Forlenza engaged in conversations with MediaPro/Knowbe4, but it seemed to fall on deaf ears. As a result, Mr. Forlenza spoke with Mr. DeWeese who has sent a letter on the Fund's behalf canceling the contract with Media Pro/Knowb4 requesting a reimbursement of payments made since they are not providing the services required under the

contract. He then referenced the correspondence in the agenda. Mr. DeWeese noted he has heard from them, and if the money is not refunded, then he will file suit, though he is hoping to hear something from them again in August. In the meantime, Mr. Romero has drafted an RFP for a number of Technology Risk Management Services based on his experience working with the JIF over the last several years and we will be looking to authorize release of an RFP to include Phishing exercises, Cyber Hygiene Training, Penetration testing and other key elements of a solid Risk Management Program effective January 1, 2022 at today's Executive Committee Meeting.

Mr. Forlenza then explained his concern with not providing ongoing cyber hygiene training to member employees for the next several months while the results of the RFP are determined. He explained that following the cancellation of the contract with MediaPro/Knowb4, he reached out to the Ed Cooney seeking an alternative source for this training. Mr. Cooney referred him to the MEL Excess Cyber carrier's cyber hygiene vendor, Cowbell. He noted Cowbell is under contract with WIZER to provide discounted cyber hygiene programs to its insureds of which the MEL is one. Mr. Forlenza contacted WIZER and received a proposal for 10,000 employees for a 5 month period across all three JIFs with which he works. A resolution authorizing a contract with Wizer for a 5 month period is on the Executive Committee's agenda for later today.

In regards to PivotPoint, Mr. Forlenza noted we are in our final year of the three (3) year contract that expires on August 31, 2021. For the last three (3) years, PivotPoint has been providing phishing emails to the members along with network of public facing IT address. After discussing the potential of extending this contract for a four month period pending the outcome of the RFP, it is recommended that we end our contract with PivotPoint effective August 31st.

In regards to the MEL Cyber Risk Management Plan, Mr. Forlenza referenced a Grandfathered report in the agenda depicting 24 members who remain compliant for 2022 as they are in compliance with both Tier 1 & 2 standards. As far as the new version of the MEL Cyber Risk Management Plan, there are no members compliant with the new Tiers (1, 2, & 3); however, that is not unexpected.

XII. Technology Risk Services Director

Mr. Forlenza reminded the Committee of their discussions at their last meeting regarding securing a proposal from Mr. Romero to act as the Fund's Technology Risk Management Director is the same capacity as his role with the BURLCO, & TRICO JIFs. Following the meeting, Mr. Forlenza emailed a proposal to the Committee for their review. Mr. Romero's proposal generated numerous questions, so it was decided to discuss the proposal at today's meeting. Mr. Forlenza then referenced a copy of the proposal in the agenda packet

Mr. Forlenza explained that since becoming involved with the BURLCO & TRICO JIFs, Mr. Romero's workload has increased. His role has both broadened and changed over the last several years. For example, he is now a member of the MEL Statewide Cyber Risk Task Force; works with vendors in developing the cyber hygiene courses for all three of the Funds with which he works and he is usually the first person contacted should there be a cyber-related incident in a member of BURLCO & TRICO.

Mr. Forlenza reiterated that Mr. Romero has been a real asset to the BURLCO and TRICO JIF's. This includes assisting the members with becoming compliant with the MEL Cyber Risk Management Program, talking with members' IT people, develops Policies and Procedures, and conducts training. He is also the "interpreter" between the members and the Breach Hotline, among many other tasks.

Mr. Simone asked if engaging Mr. Romero would help lower our premiums, if in turn we were able to see a decrease in potential liability. Mr. Forlenza stated that Cyber Liability premiums will continue to increase for the foreseeable future. What it will do is assist our members in controlling their exposure. Each member has a $25,000 deductible, and hopefully in utilizing Mr. Romero's services, this will help in minimizing claims, thus saving on deductibles and improving the JIF's overall performance.

Ms. Seib noted the Fund currently has MediaPro and Pivot Point providing certain services to the member, could Mr. Romero provide the services of MediaPro and Pivot Point something the Technology Risk Director could do, to save on costs. Mr. Forlenza stated Mr. Romero does not currently have those capabilities; however, Mr. Romero is currently the point of contact for both of these firms with the BURLCO and TRICO JIF. Ms. Seib asked if this person would be available to each members IT Department to assist in any problems or in becoming compliant with the MEL Cyber Risk Management Plan. Mr. Forlenza noted that Mr. Romero created the Model Policies for all of the Tiers in the new Mel Cyber Risk Management Program, and made them available to the BURLCO and TRICO JIF members to utilize in becoming compliant.

He has also created a webinar for them which walks them through each step in complying with the new Cyber Risk Program. Ms. Burke stated she likes having an IT person working with/speaking to another IT person, as she feels things are better understood and work better. Mr. Simone asked how Mr. Romero interacts with member towns. Mr. Forlenza explained that it depends upon the situation. Sometimes he needs to be at the town to sit with the IT Department and the Fund Commissioner, especially so they know what exactly needs to be done in order to become compliant in Tiers 1, 2 and 3. Other times, he will meet with the town virtually. Ms. Burke asked if a "response" clause could be added into the contract, to protect the ACMJIF if he didn't meet a response time. Mr. Forlenza stated if there was a breach, and you reached out to him, the response would be immediate, however as far as meeting with towns, a clause could be built into the contract if it was wanted.

A discussion ensued and Ms. Seib voiced great concern, as did other committee members, on Mr. Romero being able to handle the needs of the membership of all three JIF's as he is a "one man" operation. The Committee raised concerns in regards to his response time if he was needed for a breach as he is handling over 100 towns on his own. Ms. Seib stated there are some towns who do not have an IT Department and will need quite a bit of assistance. She stated she understands he has the knowledge, but does he have the capability to handle the demands of all of these municipalities. Mr. Forlenza noted that is his concerns well, but Mr. Romero is in the process of executing a contract with another professional to work with him. Mr. Forlenza noted he can only take him at his word right now, however if the ACMJIF is seriously considering hiring Mr. Romero, it can be expressed to him that another employee is a necessity. Mr. Forlenza suggested securing a letter/memorandum from Mr. Romero outlining how he intends to handle the additional responsibilities with bringing on another 41 towns.

Ms. Seib asked Mr. DeWeese if the JIF can simply appoint Mr. Romero or whether a formal RFQ process is required. Mr. DeWeese stated that the JIF can appoint Mr. Romero as they currently do with other Fund Professionals utilizing a Non-Fair and Open process negating the use of an RFP or RFQ. Following a brief discussion, it was agreed by all to secure a memorandum from Mr. Romero outlining how he would manage the workload and responsibility involved with the addition of 41 towns. Mr. Forlenza stated he would get this information from Mr. Romero and email it to the Committee for their review.

XIII. Cyber Liability Renewal

Mr. Forlenza reminded the Committee that statewide, the MEL JIFs have not performed well in regards to cyber related claims. As a result, the 2021 Cyber renewal included a 100% increase in the base and excess cyber premiums, which equates to a 2021 rate of $3,865 per member. He noted; however, that compared to coverage on the open market, this is a fraction of what would be paid if you were to acquire this coverage on your own. Mr. Forlenza then explained that fewer insurers are offering cyber related coverage due to the number of claims and their associated costs. In addition, Mr. Forlenza noted that the overall insurance market is currently "hard" resulting in less coverage and higher premiums overall. As a result, the MEL had to accept changes to the cyber coverage terms and limits for 2021.

Mr. Forlenza stated that prior to January 1, 2021, individual JIF's picked the coverage limits they wanted to purchase in their base programs and excess policies. The MEL has now put all JIF's at the same coverage limits. Mr. Forlenza explained that the Cyber coverage now provides on a per JIF basis $3 million for 1st party & third party losses subject to a $6 million per JIF Aggregate. The MEL is also providing an additional $6 million per claim limits subject to a $9 million Statewide Aggregate limit. In addition, there is a $25,000 Deductible per claim and the MEL is self-insuring the next $175,000 of each claim. Any losses that exceed $200,000 go to the insurer.

Mr. Forlenza stated there is also a portion of the deductible being reimbursed by the MEL based upon compliance with the Cyber Risk Management Plan at the time the claims occurs.

In regards to the 2022 Renewal, Mr. Forlenza foresees continued pressure on premiums, and continued curtailment of coverage limits, which is why having the Risk Management Program pieces in place is key for our members. We want to be sure we have as many members in compliance as possible as that will help us as the Underwriter has discussions with the Cyber liability market.

XIII. *Next Meeting*

The remainder meeting schedule is as follows: November 2021 at 1:00 pm prior to the Executive Claims and Executive Committee Meetings. The Committee agreed.

Seeing no other business, the meeting adjourned at 2:48 PM

File: ACMJIF/2021/EPL/POL Claims Review Committee Tab: 07/21/21
ACMJIF/GEN/EPL/POL Claims Review Committee Tab: 07/21/21

Safety Committee Meeting Minutes
August 5, 2021 @ 11:30am
Via Zoom / Conference Call

An Executive Safety Committee meeting of the Atlantic County Municipal Joint Insurance Fund ("ACMJIF") was held via Zoom / Conference Call, on Thursday, August 5, 2021 at 11:30am. The meeting was called to order at 11:30 AM.

Those in attendance were:

Joe Picard, Chair, **Cape May City**
Scott Wahl, **Avalon Borough**
Karen Fournier, **Lower Township**
Mary Canesi, **Northfield City**
Lucy Samuelsen, **Somers Point City**
Steve O'Connor, **Wildwood City**
Dawn Bascelli, **Deerfield Township**
Carla O'Hala, **West Wildwood City**
Dave Miller, **CJ Adams**
Katie Walters, **Conner Strong & Buckelew**
Dennis Brown, **Glenn Insurance**
Joe Henry, **Hardenbergh Insurance**
Bill McMahon, **McMahon Agency**
Jen Modica, **Marsh & McLennan**
Tom Heist, **Tom Heist Insurance**
Keith Hummel, Public Sector Assistant Director, J. A. Montgomery Risk Control
Rob Garish, Sr. Consultant, J. A. Montgomery Risk Control
Liam Callahan, Consultant, J. A. Montgomery Risk Control
Paul A. Forlenza, Executive Director, Arthur J. Gallagher
Paul J. Miola, Deputy Executive Director, Arthur J. Gallagher
Sheila Ortiz, Account Representative, Arthur J Gallagher
Jordan Simone, Wellness Coordinator

Those not in attendance were:

Bill Nimohay, **Buena Borough**
Teresa Seelman, **Estell Manor**

These minutes do not necessarily represent the order in which some items were discussed.

I. MINUTES OF MARCH 31, 2021

Mr. Miola indicated that a copy of the March 31, 2021 Executive Safety Committee Meeting Minutes were emailed to the Committee along with the notice for today's meeting.

Mr. Miola asked if there were any questions. No questions were entertained.

II. 1st & 2nd QUARTER SAFETY DIRECTOR'S LOSS CONTROL REPORT- (E-mailed)

Mr. Garish referred the Committee to a copy of the 1st & 2nd Quarter Safety Director's Loss Control Report that was emailed yesterday for the Committee's review. He briefly reviewed the Report with the Committee.

Mr. Garish mentioned that the MEL Safety Institute has added three (3) main training platforms that are available to the membership.

- MSI Live
- MSI Now; and
- MSI DVD

Mr. Garish asked if there were any questions. No questions were entertained.

Mr. Miola commended all of the J. A. Montgomery staff for the services they provide to our members and for the very through report as it provides an overview of the safety programs.

(The 1st & 2nd Safety Director's Loss Control Report is attached to the minutes of today's meeting).

III. SAFETY INTERVENTION/MONITORING

Mr. Miola asked if there were any candidates for *Safety Intervention or Monitoring* at this time. Mr. Garish responded that there are no candidates for *Safety Intervention or Monitoring* at this time.

Estell Manor
Mr. Garish mentioned that Estell Manor is an active member of the Safety Program. Although they have new employees, he is happy to report they continue to move in the right direction.

IV. MEMBERSHIP RENEWALS

Mr. Miola announced that 11 member municipalities are up for renewal effective January 1, 2022. The Safety Director is tasked with conducting surveys for each renewing member during the normally scheduled Loss Control Visit.

Mr. Garish reported that visits with 7 out of 11 renewing members have been completed. He then reported on the following towns:

- Brigantine City – they have an excellent 6-year loss ratio. Mr. Doring their Public Works Superintendent is very involved with the Safety Program. During the visit eight (8) locations were visited. They have over 65 lifeguards they oversee and a Jr. Lifeguard Program. Their Jr. Lifeguard program is a well-versed program.
- Middle Township – their 6-year loss ratio is higher than the JIF average; however, they continue to perform at a good level. Their LTAF is 2.5% vs. 1.97% Loss Ratio. They continue to trend in the right direction with their involvement in the Safety Program.
- Millville – their loss ratio is 81.2%; which is below the JIF average for a large member town. Even though 2018 was a bad year, they continue to trend in the right direction. They have had a recent spike in Workers Compensation Claims due to Police related injuries. Millville is aware of these claims within the Police Department. Thirteen (13) locations were visited to complete the member renewal visit. There were concerns with two (2) of their facilities, those being:
    - Old Dallas Air Motive Airport – it has since been abandoned and there have been arson, theft, break-ins. The Police continue to monitor this location.

- Wheaton Glass Factory – this location is an abandoned large facility. A walk through was conducted a few years back and since then deterioration to the building is very bad. Millville is trying to develop a plan to remove the facility and keep the perimeter safe, signage, etc. This location has had a recent problem with arson and the suspects were charged.

- Lower Township – their 6-year loss ratio is well below the JIF average. Five (5) locations were visited for their membership renewal. Leadership is on board with the Safety Program.
- Sea Isle City – Seven (7) locations were visited recently. They have an excellent loss ratio history; their 3-year LTAF is at 2.43%. There have been a few issues with their Lifeguards; however, it is not a lack of the Safety Program. The Fund Commissioner is involved with the Safety Program.
- West Cape May – For a small member they have an exceptional 6-year loss ratio. They had a bad 2018 fund-year that resulted from flooding in their Municipal Building. Overall, they are trending in the right direction and strong supporter of the Safety Program.
- Woodbine Borough – Seven (7) locations were visited, their three-year loss ratio is 0%. They continue to trend in the right direction.

Renewal Resolutions and Agreements

Mr. Miola indicated that the Renewal Resolutions and Agreements were sent to all renewing members on June 1, 2021. He reported that we have received renewal paperwork from Lower Twp., Margate City, Middle Twp., Millville City, North Wildwood, Stone Harbor, West Cape May and Wildwood Crest. A follow up will be sent to the remaining members asking them to submit their paperwork by mid-August.

Mr. Miola mentioned that Member Updates are provided to the members during meetings with the town's governing body. Most of the meetings have been in person with some held virtually.

Mr. Miola stated that Member Updates for non-renewing members will be distributed in late Summer/Fall.

V. ACM JIF LOSS RATIO REPORTS – June 30, 2021

Mr. Miola directed the Committee to a copy of the *JIF Six Year Average Loss Ratio* reports valued as of June 30, 2021. The report reflects a six-year period for Fund Years 2015-2020. Mr. Miola noted that the six-year average loss ratio for the ACM JIF is 84.4%. He noted that these ratios represent incurred losses, which is paid claims and money set aside in reserve to be paid on known claims, versus loss funding in each members assessment to pay claims within the JIF's self-insured retention. Mr. Miola briefly reviewed the reports with the Committee.

Mr. Miola noted that the Loss Control Consultants use these reports to monitor member trends.

Mr. Miola asked if there were any questions. No questions were entertained.

VI. MEL LOSS RATIO REPORTS – June 30, 2021

Mr. Miola then directed the Committee to a copy of the *MEL Six Year Average Loss Ratio* reports that were included in the agenda packet. The report reflects a six-year period for Fund Years 2015-2020 with the average loss ratio for the ACM JIF at 77.4%. He indicated that this is money that the MEL uses to fund their self-insured retention for Workers Compensation, Property and Liability losses above the JIF layer versus that portion of the member's MEL assessment set aside to pay claims within the MEL's self-insured retention.

Mr. Forlenza mentioned that the MEL will be doing away with the MEL Retrospective Program beginning January 1, 2022. He went on to inform the Committee that the MEL will continue to experience rate member JIFs and the *Surplus Trigger Program* will remain in effect which ties in local JIFs to the MEL's financial position. If the MEL surplus falls below a certain level, local JIFs will be asked to make up the difference. These programs are covered in detail with the Finance Committee.

Mr. Miola mentioned that the Loss Ratio Snapshots are now being distributed via Origami. Each member receives a notification when the reports are available.

Mr. Miola asked if there were any questions. No questions were entertained.

VII. REGIONAL TRAINING SCHEDULE

Mr. Miola reviewed the remaining Training Courses as follows:

- **Designated Employee Representative Training:** a session was held on April 22, 2021 and 3-ACM members attended. A virtual training is scheduled for September 23, 2021. Currently, two (2) ACM members are registered as of 6/30/2021. A follow-up announcement will be sent to the members.
- **Health & Wellness – Stress Management:** This training has been scheduled for Tuesday, November 9, 2012. This will be a collaborative effort between Ms. Simone and Lt. Walsh.

2022 Regional Trainings

Mr. Garish asked the Committee for their input as to what topics they would like to see as a Regional Training. He noted that his office is prepared to conduct trainings virtually in lieu of the pandemic. Mr. Garish indicated that Mr. Hummel has prepared a *2022 Lifeguard Program* for the membership in person or virtually. The goal is to have three (3) Regional Trainings for the ACM JIF in 2022; however, his office is open to any suggested topics the members bring to their attention.

Mr. Forlenza asked if there are any significant changes from PEOSHA that would impact the members in the next 12-months. Mr. Garish responded that the PEOSHA Advisory Board has not advised us that they are focusing on something specific. However, he noted that PEOSHA might go back to no visits because of COVID. He noted that PEOSHA has been conducting inspections of the Right to Know Program due to COVID.

Mr. Henry suggested having a training that would focus on "Dealing with Difficult" clients regarding wearing mask and their vaccination status, etc. Mr. Miola responded that Lt. Walsh's presentation will discuss "Dealing with Difficult" people. He noted that he will schedule a meeting with Mr. Hummel and his team in the next few weeks to discuss the Regional Training Schedule. Mr. Forlenza suggested using some of the Wellness Topics from "Alias Experiment".

Mr. Hummel mentioned that there is a program called *Implicit Bias* that members may be interested in for a Regional Training. He indicated that this program was presented to our company and good feedback was received. Mr. Hummel stated that he will send the information to Mr. Miola and Mr. Forlenza to review for a potential Regional Training.

VIII. SAFETY DIRECTOR'S BULLETINS

Mr. Miola stated that the Safety Director's office has been very busy distributing Safety Bulletins during COVID-19 including several from the MEL.

A. April is National Distracted Driving Awareness Month
B. Fire Department Training in Acquired Structures
C. Join Us in Observing National Safety Stand-Down to Prevent Falls
D. Workplace Violence Prevention
E. Fall Protection at Treatment Plants, Pump Stations, and Wells
F. Re-Opening New Jersey – As of May 4, 2021
G. Executive Order No. 239 and New Reopening Restrictions
H. Preparing for the 2021 Hurricane Restrictions
I. Off-Leash Dog Parks – Risk Control Best Practices
J. 2021 Firefighter Safety Stand Down to Focus on Rehab
K. Summer Safety Tips for Pets
L. New Jersey's Daniel's Law; Requirements and Challenges
M. Additional bulletins in Planning?

Mr. Miola mentioned that during a recent renewal visit a Mayor commented that the Safety Bulletins are a great tool, especially those referencing COVID-19.

IX. SAFETY DIRECTOR'S MESSAGES

Mr. Miola mentioned that the following correspondence was e-mailed to members since the Committee's last meeting:

- National Stand-Down to Prevent Falls
- Youth Summer Camps – June 2021
- New CDC Mask Recommendations

X. SUPERVISOR INVESTIGATION REPORTS

Mr. Miola mentioned that he meets with Qual-Lynx about every six-weeks to review various issues involving claims. He explained that he reviews the PARS (Payment Authorization Requests) on a monthly basis and recently noticed that the Supervisor Investigation Reports are not always being completed. As a result, he asked Qual-Lynx to prepare a monthly report that lists workers compensation claims for the month and identifies whether reports have been submitted. He shares these with J. A. Montgomery to use as a coaching opportunity during their visits.

Mr. Garish mentioned that he has followed-up with those towns that have not completed the reports. In meeting with members, there are instances where a member completed a Supervisor Investigation Report and the report still shows they did not complete it. The member town provides confirmation from Qual-Lynx that the report was completed. He stated that he will then follow-up with the Qual-Lynx Claims Adjuster in this regard. Mr. Garish stated that he will continue to work with those towns that do not submit Supervisor Investigation Reports.

XI. MEL SAFETY INSTITUTE

Mr. Garish provided a brief review of the activity within the MEL Safety Institute during his report earlier in the meeting:

- MSI LIVE (Instructor Led) – 1/1/2021 through 6/30/2021 – 652 Learning Events
- MSI NOW(Online) – 1/1/2021 through 7/30/2021 – 3023 Learning Events
- MSI Streaming Videos – 1/1/2021 through 7/30/2021 – 194 Learning Events
- MSI DVD – DVD's Rented – 1/1/21-7/30/21 – 33 DVD Rentals (5 Members)

XII. S:ERVE

Mr. Garish mentioned that S:ERVE is available to Police, Fire, Public Works and EMS personnel. He noted that instructions on how to access the new platform were included in today's agenda packet. Instructions are also included on the MEL JIF and the ACM JIF website for the members.

XIII. POLICE TOPICS

Police Bulletins

Mr. Hummel reviewed the Police Bulletin that was released since the last meeting.

- Law Enforcement Bulletin 2021-1 | Use of Force Risk Analysis – Worksheet
- Law Enforcement Bulletin 2021-2 | National Police Week
- Law Enforcement Bulletin 2021-3 | National "Click It or Ticket" Campaign is an Opportunity to Educate Your Officers on the Importance of Wearing Their Seatbelts
- Law Enforcement Bulletin 2021-5 | Duty to Render Medical Assistance – Use of Force Directive – Core Principle 6
- Law Enforcement Bulletin 2021-6 | COVID-19 Delta Variant Considerations for Law Enforcement

Mr. Hummel mentioned that 30-40% of the Police Officers are not receiving the vaccine, as they seem reluctant. He noted that his office will continue to encourage the vaccine.

Police Ad Hoc Committee

Mr. Miola indicated that the April 27, 2021 Police Ad Hoc Committee Meeting minutes are included in the agenda packet. Mr. Hummel indicated that the next Police Ad Hoc Committee meeting is scheduled for December 7, 2021. If the meeting can be held in person, it will be at our Camden office.

Police One Academy

Mr. Forlenza reported that 19 out of 26 Agencies are currently enrolled in the online Police One Academy. 18 out of the 26 Agencies are actively taking training courses; with 5,069 courses completed as of June 14, 2021, 30 new courses were completed by Absecon, EHT, and Wildwood Crest since last month.

He went on to explain that our current contract with Police Once Academy ends on August 31, 2021. In discussions with Mr. Miola, Mr. Hummel, and himself, they have questioned whether it makes sense to continue the contract with Police One Academy. He stated that the JIF has decided that we will no longer utilize Police One Academy effective August 31, 2021. We will use these funds for different initiatives to manage our risk associated with police agencies. Mr. Forlenza questioned if we need to send out a notification advising the police that they will no longer have access to Police One Academy effective August 31, 2021. Mr. Hummel responded that his office will send out a notification to all police agencies.

Mr. Hummel mentioned that new directives from the Attorney General's office will require an overabundance of training requirements.

JAM Law Enforcement Initiative

Mr. Miola referred the Committee to an email that discusses new Law Enforcement Initiatives. Mr. Hummel explained that they have expanded their reach with the Law Enforcement community with the following tools:

- Law Enforcement Page on NJMEL.COM
- Law Enforcement Video Toolbox Talks
- Law Enforcement Bulletins
- Law Enforcement Messages
- Law Enforcement Alerts

New Law Enforcement Initiative

Mr. Miola explained that in discussions with Mr. Forlenza, Mr. Hummel, and Mr. DeWeese they learned that most police agencies do not see the value in the Police Accreditation Program. The time, energy, and effort they are putting into this program does not seem to be yielding the result they would hope for. Mr. Miola asked Mr. DeWeese to reach out to our Defense Panel to research the issues that most affect our police liability claims. Mr. DeWeese did so and received feedback from a number of our defense attorneys.

Mr. Miola stated that there appears to be a need to assist member police agencies with policy development, implementation, and training geared towards the mitigation of liability claims. In discussions with Mr. DeWeese and Mr. Hummel there appeared to be a need for a Police Risk Management Director who would essentially act in a similar fashion to our Wellness Director by personally visiting with police agencies to assist with policy development, implementation, and training geared towards the mitigation of liability claims. He noted that this would be an offset to what we are currently paying for the Police One Academy Program. He referenced a proposal from a retired police Lt. indicating a fee of $26,000 per year. The consultant services would include but are not limited to the following:

- Conduct an agency facility tour and meeting respective commanders
- Review current written directives to determine if they require revisions and when identified, custom write policies for an agency subject to agency approval
- Guide agencies with identified potential risks that are determined to be a future liability
- Prepare and distribute Risk Management Bulletins
- Conduct training as determined

Mr. Miola asked the Committee for their feedback in regards the proposal for a Police Risk Management Director for the ACM JIF. Discussion ensued.

Following a brief discussion, the Committee agreed to recommend the engagement of retired Police Officer, Christopher J. Winter, Sr., as the Police Risk Management Director. Mr. Miola thanked the Committee and he will add this to next Finance Committee Meeting agenda asking them to incorporate the Police Risk Management Coordinator into the 2022 budget.

XIV. MEL SAFETY & EDUCATION COMMITTEE MEETINGS

Mr. Miola referred the Committee to a copy of the MEL Safety & Education Committee Minutes from the April 30, 2021 meeting. He noted that the minutes are self-explanatory and are included so the members are aware of the statewide initiatives. The meetings are currently being held virtually and the Safety Chair of each JIF is invited to participate.

The last MEL Safety & Education Committee meeting was held on July 16, 2021 and minutes are pending.

XV. PEOSHA ADVISORY COMMITTEE UPDATES

Mr. Garish referred the Committee to pages 96-99 of the agenda packet to a copy of the PEOSHA Advisory Committee Meeting Notes. The next Advisory Board meeting was held virtually on July 22, 2021.

Mr. Garish noted that PEOSHA has hired several new inspectors and are conducting visits. He added that PEOSH has been contacting members giving advance notice of their visit. They are specifically reviewing the training and policies of each member during their visits. He stated that he will continue to keep the members informed of any updates they receive in regards to PEOSHA.

XVI. SMALL MUNICIPALITIES REGIONAL JOINT SAFETY COMMITTEE MEETINGS

Mr. Garish reported that the Small Municipalities Regional Joint Safety Committee Meetings are held four times per year. He noted that Ron Carrol from Weymouth coordinates the meetings with Corbin City, Estell Manor, Deerfield Twp., and Folsom Borough. So far these small municipalities

held two meetings this year; March 26th virtually and June 25th in person. They have great support with the member towns and the RMCs that service those towns. Mr. Garish stated that they are operating at a high level for small member towns.

XVII. WELLNESS INITIATIVE

Mr. Miola stated that two years ago he asked Qual-Lynx to identify worker's compensation claims where employees have comorbidities such smoking, obesity, diabetes, hypertension, etc. in order to track whether there is a difference in outcomes between employees with comorbidities vs. non-comorbidities. Past studies have demonstrated that healthy employees are less likely to be injured on the job and recover from their injuries more quickly. Mr. Miola wanted to see if our experience tracks this model.

Mr. Miola stated that he reviewed the data from June and noted that the results are astounding. They demonstrate that injured employees with comorbidities have significantly more expensive claims and are out of work longer than healthy employees. He then reviewed those numbers with the members beginning on page 100.

Mr. Simone noted that this is something we have been preaching for a while and lends credence to our efforts. She indicated that employees with comorbidities are spending more time recovering from injuries and less time at work. Whereas, healthy employees are at work picking up the responsibilities of those employees that are out of work recovering from a health issue.

Ms. Simone briefed the Committee on her recent activities with the membership. Over the past few months, she has conducted member visits via phone with a few in person. She noted that she in the process of scheduling 4th Quarter activities with members. Ms. Simone mentioned that several municipalities have not spent their Wellness Incentive Funds. However, she is aware of several towns that have purchased wellness related items, but have not submitted a voucher for those purchases.

Pilot Program – Status

Ms. Simone reported that the *Transformational Leadership and Crisis Response* program piloted by Dr. Janine Elias. This was a six-week hybrid-coaching program for Law Enforcement Agencies in all 3-JIFs. This program began in May ending in July with the first round of participants.

Ms. Simone reported that the first pilot program had 15 participants that consisted of members of the BURLCO JIF and ACM JIF. Those members in the ACM JIF were Absecon and Wildwood Crest. Each municipality sent three (3) officers: Chief, Mid-Level Leaders, and Frontline Officers. She noted that the program received rave reviews from each group. Since no other town has shown interest in participating in the next part of the program, the current agencies will send additional officers.

Ms. Simone mentioned that Dr. Janine Elias is tentatively coming in to New Jersey in October and would like to host a formal certification for Chiefs to provide coaching to their frontline officers. Dr. Janine Elias also wants to provide a Leadership Group Program for frontline officers pending COVID restrictions. Ms. Simone will keep the Committee informed of any updates.

Wellness Incentive Program Budget

Ms. Simone directed the Committee to a copy of the 2021 Wellness Incentive Program Budget spreadsheet included in the agenda packet on page 103. She indicated that there are allot of towns that have not utilized their Wellness Funds. She reminded the Committee that the deadline to claim or encumber these funds is December 31, 2021. Ms. Simone noted that all encumbered funds must be claimed by February 1, 2022

Wellness Calendars

Mr. Miola mentioned that in the past the Fund has purchased Wellness Calendars for our members to be distributed in December. He then asked the Committee for authorization to purchase Wellness Calendars. Mr. Wahl made a motion for the Executive Director's office to purchase Safety and Wellness Calendars; second by Ms. Samuelsen. All in favor. Motion moved to order Wellness Calendars.

XVIII. OPTIONAL SAFETY BUDGET

Mr. Miola directed the Committee to a copy of the 2021 Optional Safety Budget Balance spreadsheet in the agenda packet on page 104. He reminded the Committee that the deadline to claim or encumber these funds is December 31, 2021. Mr. Miola noted that all encumbered funds must be claimed by February 1, 2022.

XIX. SAFETY INCENTIVE PROGRAM

Mr. Miola directed the Committee to a spreadsheet on page 105 of the agenda packet depicting the 2020 SIP Award Balances. He noted that the deadline to encumber or claim these funds is December 31, 2021. The final date to claim encumbered funds is February 1, 2022.

Safety Calendars

Mr. Miola mentioned that in the past the Fund has purchased Safety Calendars for our members to be distributed in December. He then asked the Committee for authorization to purchase Safety Calendars. Mr. Wahl made a motion for the Executive Director's office to purchase Safety and Wellness Calendars; second by Ms. Samuelsen. All in favor. Motion moved to order Safety Calendars.

XX. 2022 SAFETY KICKOFF BREAKFAST

In the event we can hold an in-person event next year Mr. Miola asked the Committee if they had an objection to reserve Merighi's for the 2022 Safety Kick Off Breakfast. Hearing no objections, our office will reserve Merighi's in 2022 for the breakfast. Mr. Miola indicated that if the new COVID variant has an impact on holding the event in person, he will advise the Committee.

XXI. 2022 BUDGET PRESSURES

Mr. Miola explained that we will experience significant budget pressures as we move into 2022. The cost of excess insurance has continued to rise due to the current "hard market". Many factors are having an impact on this increase in costs including historic catastrophes, COVID-19, Sexual Abuse Claims, and increasing Cyber incidents. Recent legislation affecting WC benefits is also placing pressure on our budgets. He emphasized that it is more important now than ever for our members to embrace the JIF safety and risk management programs in order to control our budget increases.

XXII. BACKGROUND CHECKS

Mr. Miola told the Committee that the Sexual Molestation Policy requires background checks for those who work with/and around minors. He referred the Committee to pages 106-107 to a copy of the revisions made to the Model Policy for the Protection and Safe Treatment of Minors addressing issues. The bulletin was sent by the Safety Director's office on the *Procedures for Best* Practices in June 2021.

Mr. Miola indicated a list of several organization that can provide background check services are posted to the MEL JIF.

XXIII. NOMINATING COMMITTEE REPRESENTATIVE

Mr. Miola referred the Committee to pages 108-109 to a copy of the Nominating Committee Charter. Based on the Charter the Chairs of each Committee are made part of the Committee to prepare a slate of officers for the coming year. As a result, Mr. Picard, Chair of the Safety Committee will participate in a teleconference in the fall that will last approximately 45 minutes.

XXIV. 2021 PLANNING RETREAT

Mr. Miola mentioned that the Planning Retreat is scheduled for October 27-28, 2021 at the Flanders Hotel in OC. He noted that we are hopeful to hold the retreat in person, if not; we will hold the retreat virtually. Mr. Miola commented that the BURLCO JIF held their retreat virtually and it went very well.

Mr. Miola opened up the meeting to the Committee asking for their feedback in regards to holding the retreat in person and topics for the retreat agenda. He noted that the Strategic Planning Committee asked our office to release a survey in late August asking the members if they would attend the retreat in person or virtually. The dynamic of COVID is changing every day with the CDC. Ms. Samuelsen commented that she has no problem with attending in person. She stated that she sits on the *Municipal Clerks Association Board* and some municipalities are still not allowing members to appear in person.

Mr. Forlenza suggested discussing the Budget Pressures for 2022; Safety and Risk Management Programs, COVID-19 and Firefighters Cancer Presumption, etc.

Mr. Miola stated that a member asked a question in the "chat box" if the retreat could be held in a hybrid format. Mr. Forlenza responded that he would have to look into the logistics and technical issues at the Flanders Hotel. It would be difficult as it could be disruptive to put a presentation up via Zoom and conduct in person. He noted that a few towns have experienced disruptions during a hybrid meeting with sound, etc. Mr. Forlenza stated that he will have this discussion with the Strategic Planning Committee later this month in this regard, but in his opinion, a hybrid option may not work.

XXV. FUND PROFESSIONAL EVALUATION – WELLNESS DIRECTOR

Mr. Forlenza mentioned that he sent out the original notification approximately 2 ½ weeks ago requesting that members to review the *Scope of Services* for the Wellness Director pursuant to the Fund Professional Evaluation Policy. He asked the members to provide a scoring on whether the Wellness Director is doing a good job or not so good job in the areas outlined in their *Scope of Services*.

Mr. Forlenza referred the Committee to pages 110-111 to results of the Fund Professional Evaluation responses that were received. He then briefly reviewed the results with the Committee. Overall, the Safety Committee is happy with Ms. Simone's performance as the Wellness Director.

XXVI. 2021 MEETING SCHEDULE

Mr. Miola indicated that the next meeting is scheduled for October 28, 2021; however, this is a potential conflict with the Annual Planning Retreat. He noted that once we finalize the logistics of the retreat, we would then reach out to Mr. Picard to see if the meeting date needs to be moved.

There being no further business, the meeting adjourned at 12:45 PM.

File: ACMJIF/2021/Safety Committee Tab: 08/05/2021
ACM/GEN/Safety Committee Tab: 08/05/2021

J.A.Montgomery
CONSULTING

FIRST & SECOND QUARTER SAFETY DIRECTOR'S REPORT

ATLANTIC COUNTY

MUNICIPAL JOINT INSURANCE FUND

2021

PREPARED BY

J. A. Montgomery Consulting
P.O. Box 99106
Camden, NJ 08101

Table of Contents

A. GENERAL DUTIES – EXECUTIVE SUMMARY 2
1. Executive Safety Committee 3
2. Participation in Claims Process / Accident Investigation 3
3. Written Compliance Programs / Bulletin Updates 3

B. PROGRAMS 3
1. Safety Incentive Program 3
2. Road, Sign, and Walkway Program 5
3. Law Enforcement Services 5
4. S:ERVE / Attention and Distracted Driving 7
5. Facility Checklist, Job Safety Observations, ToolBox Talks 7

C. TRAINING 8
1. Regional Training Plan / Additional Training 8
2. MSI Training and Participation 8

D. ATTENDENCE / REPORTS 11
1. Attendance at Meetings of the Fund 11
2. Monthly and Quarterly Reports 11

ATLANTIC COUNTY
MUNICIPAL JOINT INSURANCE FUND

2021 FIRST & SECOND QUARTER
SAFETY DIRECTOR'S REPORT

A. GENERAL DUTIES – EXECUTIVE SUMMARY

The First & Second Quarter Safety Director's Report covers service activities from January through June of 2021. The 2021 Safety Director's contract calls for a minimum of 127 Loss Control Visits to the 41 the Atlantic County Municipal Joint Insurance Fund members. Service visits will include (10) Renewal Surveys, (7) Boardwalk Surveys, and (9) Law Enforcement Surveys.

The remaining service visits will include but are not limited to physical facility surveys, playground inspections, seasonal operations, Job Safety Observations, Safety Committee meetings, special training requests, PEOSH violation remediation assistance, and other services requested by the membership.

Ten members will be reviewed for renewal in 2021, including Brigantine City, Lower Township, Margate City, Middle Township, North Wildwood City, Sea Isle City, Stone Harbor City, West Cape May Borough, Wildwood Crest Borough, and Woodbine Borough. A summary of findings will be presented at both the August and November Executive Safety Committee Meetings. During the surveys, all municipal operations are reviewed. Buildings more than 50 + years old or of significant value are visited. The following elements are reviewed: SIP participation, progress on Suggestions for Improvement, any unusual exposures, and comments on their loss metrics.

Renewal surveys have been completed and reviewed for (6) of the (10) members that will be renewing in 2022 at this time. The remaining members will be completed during the third quarter of 2021. None of the current conditions found presented concerns with the desirability of these members for renewal.

The J. A. Montgomery Consulting Risk Control Team consists of our Safety Director, Chief Keith Hummel (Ret.), and Loss Control Consultants, Robert Garish, Liam Callahan, and Jonathan Czarnecki. We will be your primary contacts for all onsite visits, Safety Committees, and safety-related resources. Keith is also available to provide Law Enforcement Risk Control Consultation services as requested by the Joint Insurance Fund. The team is administratively supported by Danielle Sanders and Melissa Meccariello.

Training support is administered by the MSI Learning Management System staff, Susan Kopec, Andrea Felip, and Natalie Dougherty.

1. Executive Safety Committee

The Safety Committee will meet three (3) times in 2021. The Safety Director and staff will continue to attend Safety Committee meetings to help establish local safety programs and assist in the effectiveness of the overall safety program. The Safety Director reviews loss metrics (LTAF Rate, Loss Ratio Reports), training participation, and SIP involvement quarterly.

Any member who shows deterioration in their results is brought to the attention of the Executive Safety Committee. We are happy to report that no members of the Atlantic JIF are on Safety Monitoring or Intervention at this time.

2. Participation in Claims Process / Accident Investigation

Personnel from the Safety Director's Office attend the monthly Fund and Claims Committee meetings and offer technical and safety-related insight on claims under review. The Safety Director's Office is also available to conduct accident investigations related to claims against the Fund. The Safety Director's Office will work with the Third Party Administrator to help identify loss trends from claims to better focus on certain areas when needed.

3. Written Compliance Programs / Bulletin Updates

The Safety Director's Office has produced model safety plans to address regulatory compliance issues. These programs are available on the following website: https://njmel.org/mel-safety-institute/resource-center/ along with the Atlantic JIF website https://acmjif.org. Bulletins and notices are produced each month and are distributed to the membership. Bulletins are also available through the M.E.L. Mobile App. A listing of all Notices and Bulletins distributed during the prior month are listed in the Safety Director's Report of the monthly agenda packet.

B. PROGRAMS

1. Safety Incentive Program (SIP)

The theme for the Safety Incentive Program is a *"ZERO-HARM WORKPLACE."* The presence of safety versus the absence of safety. By changing the way we approach safety, we focus on avoiding Risk rather than relying on the lack of injury to determine how well our safety programs are working.

When we describe Zero Harm vs. Zero Incident, we have to start by identifying Risk and avoiding the hazards through controls.

We avoid Risk when we *Plan* to reduce or eliminate hazards wherever we can. We *Do* what is necessary to eliminate hazards each time. We *Check* to ensure it is being done and *Act* by following through with our plan.

Elements of the 2021 Safety Incentive Program include but are not limited to:

- Base Safety Program & Enhanced Safety Program. See the 2021 Safety Incentive Program (SIP) for additional details.

- Submit 2021 Safety Committee meeting dates (2/19/2021) and return the 2021 Safety Contract (3/31/2021).

- Each member is required to send a delegate to the Safety Coordinator/Wellness Coordinator Roundtable, which was held on March 5, 2021, via Zoom (Virtual).

- Each member is required to send a delegate to at least one half-day session of the Annual Planning Retreat (T.B.D.).

- Members will hold at a minimum quarterly Safety Committee meetings.

- Member towns are expected to participate in all aspects of the program. Safety records are kept at the workplace and maintained by the Safety Coordinator. Once or twice a year, the safety records will be reviewed onsite by the JIF Safety Consultants.

- Activities in the safety program are grouped into the "six (6) C's", Commitment, Controlling Hazards, Continuing Education, Communication, Coaching, and Claims Management. *See Best Practices of 2021 SIP.*

- JIF Safety Consultants are required to review program records. Safety Coordinators are encouraged to maintain these program records in a centrally located file. The file should contain the member's Safety Committee Minutes, Hazard Inspections, Training Records, Job Safety Observations, and any other documentation to objectively evaluate the member's program efforts. Maintenance of this file will ensure that the member receives full credit for their actions.

- During onsite record checks, all elements of the program will be reviewed. We will work with members to secure a commitment of participation for areas found to be lacking during the review. It is expected that written documentation will be available for review (Safety Committee Minutes, hazard inspections, training records, job safety observations, roadway, signs, and walkway logs, etc.).

- All safety elements are scored equally, and full participation requires activity and significant demonstration of commitment in all aspects of the program to qualify for a Safety Incentive Award.

- Members will either qualify or not qualify (Pass or Fail) for a Safety Incentive Award. There are no qualification tiers.

2. Road, Sign, and Walkway Program

The Road, Sign, and Walkway program is posted to the JIF website and includes written guidelines to help minimize incidents and reduce litigation costs. It's important to emphasize the need for this program as one of the key components in protecting Title 59 Immunities. Good inspection reports are often successfully used to help defend liability cases.

3. Law Enforcement Services

Police Ad Hoc Committee meetings are held regularly throughout the year, depending on the need. Joint meetings with Atlantic, BURLCO, and TRICO JIFs allow for representation by agencies of various sizes to present and discuss Risk Management issues of interest to the members. Our first meeting for 2021 was held on April 27, 2021. The next meeting is scheduled for December 7, 2021.

Chief Hummel (Ret.) will provide Law Enforcement Consultative Visits to nine (9) agencies. The goal of these meetings is to provide an in-depth review of services and identify members' needs and requests. Special attention is directed to members with changes to their Command Staff. The Safety Director's Office will continue to build strong relationships with the Law Enforcement community.

Law Enforcement Training and Memorandums are distributed electronically and are listed in the monthly Fund Agenda packet and posted to the JIF website. The following memorandums were sent out in 2021 as of this report:

- Use of Force Risk Analysis (L.E. 2021-01)
- National Police Week (L.E. 2021-02)
- Seatbelts (L.E. 2021-03)
- Duty to Render Medical Assistance – Use of Force Directive (2021-04)

Police Command Staff Training was administered by Chief Hummel (Ret.) and Chief Earle (Ret.) There were (2) identical sessions (9:00 a.m. -11:30 a.m.) and (1:00 p.m. – 3:30 p.m.) held at the three training dates being offered to the membership in 2021.

- Thursday, June 3, 2021 – Indian Springs Country Club – Marlton, NJ
- Tuesday, June 8, 2021 – Merghi's Savoy Inn - Vineland, NJ
- Wednesday, June 23, 2021 – Auletto's Catering – Deptford, NJ

PoliceOne Training Academy is offered to the members to reduce the skyrocketing costs associated with police-related injuries and lawsuits. PoliceOne offers training in many different areas of importance to law enforcement personnel. All JIF Member Police Agencies are eligible to participate in this web-based training program. Courses will be reviewed by the Safety Director and the Police Ad-Hoc Committee representatives and identify additional courses annually. Courses include but are not limited to:

- Sexual Harassment
- Ethics
- De-Escalation / Minimizing Use of Force
- Officer Well Being
- Fitness & Nutrition
- Cultural Diversity
- Cyber Security Threats
- Protection from Ransomware and Phishing Attacks
- Anti-Bias Training for Law Enforcement
- The Risk o Social Media in the Workplace
- COVID 19
- Interacting With the Mentally Ill as a First Responder
- Guide to Temporary Traffic Control in Work Zones

User Activity:

- 19 of 26 Police Agencies enrolled as of 6/14/2021
- 18 of 26 Agencies actively taking courses
- 5,069 total uses as of 6/14/2021

Additional Police Services available to members in 2021 include but are not limited to:

- Police Risk Management Training
- Below 100 Training
- Career Survival
- S:ERVE & Distracted Driving (Updated 2019)
- Coaching the Emergency Operator (CEVO)
- Defensive Driving (State Approved Online Course)
- M.E.L. Safety Institute (MSI Live, MSI NOW, MSI DVD)
- Law Enforcement Video Toolbox Talks (NEW)

4. S:ERVE & Attention and Distracted Driving

S:ERVE - Safety: Emergency Responder Vehicle Education (S:ERVE) is an online driver simulation and curriculum that focuses on code three intersection negotiation scenarios created to educate law enforcement, firefighters, E.M.S. and other emergency responders. Courses are SCORM compliant and designed to stand alone with minimal instructor participation. Each course is divided into six short lessons of 20-30 minutes, presenting techniques, concepts, rules, and procedural knowledge necessary for emergency responders to drive safely and effectively in emergency response situations. The following modules make up the S:ERVE program:

- Intersection Approach
- Intersection Assessment
- Clearing the Intersection (Basic)
- Clearing the Intersection (Advanced)
- Intersection Departure
- Distracted Driving for First Responders

Attention and Distracted Driving - Distracted driving is emerging as a major cause of work-related vehicle accidents. This online driver simulation program provides targeted and convenient safe driving training for all fleet drivers, regardless of vehicle type. The course is SCORM compliant and designed to function independently with basic instructor participation in a brief 20-30-minute lesson. This course includes:

- The adverse effects of looking away from the road for more than two seconds
- Strategies for eliminating controllable distractions
- How to make necessary adjustments for distractions that the driver cannot control

5. Facility Checklist, Job Safety Observations, Toolbox Safety Talks

Facility Checklist- Routine inspections help you ensure that safety and health policies and procedures are being followed. Identify and correct safety and health hazards before they cause injuries or illnesses. Determine the need for safety training while promoting compliance and showing employees we care about their safety and everyone else's.

Job Safety Observations – Helps identify Safe or At-Risk Actions. Reaffirms safe actions through positive reinforcement while helping identify skill sets, knowledge, and potentially unsafe actions. Through coaching and corrective actions, these observations can be a helpful resource for increasing employee safety.

Toolbox Safety Talks – Quick, effective, and easy-to-use tool that front-line staff can use to share information about potential safety problems and concerns daily. They help promote and reiterate important information and best practices for the task at hand.

C. TRAINING

1. Regional Training Plan / Additional Training

The Safety Coordinators/Claims/Wellness Coordinator Roundtable was held on March 5, 2021, immediately following the Safety Breakfast.

DER Regional Training was made available to members via a virtual (Zoom) training environment on three separate dates for 2021:

- January 14, 2021
- April 22, 2021
- September 23, 2021

Health & Wellness – Stress Management – November 9, 2021

Annual Retreat – T.B.D.

2. MSI Training and Participation

As a result of the COVID-19 crisis in New Jersey over the last 18 months, the indefinite suspension of in-person M.E.L. Safety Institute (MSI) classroom training occurred. Our office worked together to ensure our members still received the highest level of training by creating various virtual environments/programs. Our office continues to conduct the vast part of our training in a virtual environment. However, with recent changes by the State of New Jersey and the lifting of restrictions regarding COVID 19, we have been conducting in-person training on a case-by-case / request basis to membership.

Traditionally there are 53 Instructor-led training courses available to the membership and 24 online training programs. Various safety topics from Accident Investigation to Snow Removal, Safety Orientation for New Employees, and a series on Camp Counselor Safety are available to the membership.

The Course Catalog and Class Request forms were made available on both N.J. M.E.L. website and the Atlantic JIF website. Available training for our instructor-led courses is routinely provided to the membership in the monthly Safety Director's Report.

https://melsafetyinstitute.org/the-catalog/

A "Training Needs Assessment Guide" is available to the membership on both the Atlantic JIF and M.E.L. websites. This "YES/NO Guide" is designed to assist members with determining safety training for each employee under various PEOSH and OSHA Standards and other occupational safety regulations.

Each MSI class has YES/NO questions concerning the duties or exposures that should be considered for each employee. A YES answer to a question would indicate that training or education on the topic is needed for that employee. Employers should

consider MSI LIVE classes as an option to provide the training identified from using the guide.

https://melsafetyinstitute.org/wp-content/uploads/2021/04/MSI-Training-Needs-Assesment-Guide-Final-03252021.pdf

Training Administrators are an essential link for members to access the MSI Learning Management System. Administrators can run reports, register users, and update training records. All members are encouraged to check the accuracy of the Training Administrator list via the M.E.L. Safety Institute.

M.E.L. Safety Institute tutorials are available for "User" and "Administrator" level capabilities. Users can contact the M.E.L. Helpline Monday-Friday 8:30 a.m. – 5 p.m. (866) 661-5120 if they need further assistance.

The M.E.L. Safety Institute has (3) main training platforms offered to membership:

MSI LIVE: The MSI LIVE features real-time, instructor-led classes and webinars. Experienced instructors provide an interactive experience for learners on a broad spectrum of safety and risk control topics. Most MSI LIVE offerings have been awarded continuing education credits for municipal designations and certifications. The MSI LIVE catalog provides a description of the course, the intended audience, and available credits.

- **How do I know what courses are available?**
  The MSI LIVE Catalog describes the course, the intended audience, and available continuing education credits.

- **How do I register?**
  You can view the schedule and register by clicking on the date and topic of your choice on the MSI LIVE schedule.

- **What are the requirements to receive C.E.U. credits/certification of completion?**
  To maintain the integrity of MSI classes and our ability to offer C.E.U.s, we must abide by the State agency's rules that issued the designation. Chief among those rules is the attendee of the class must attend the whole session. ***Attendees who enter the class more than 5 minutes late or leave early will not be awarded C.E.U.s for the class or receive a certificate of completion.***

MSI NOW: MSI NOW provides on-demand streaming videos and online classes that can be viewed 24/7 by our members. Topics pertain to many aspects of safety, risk control, employment practices, and supervision and, most can be viewed in under 20 minutes. The library has over 150 available streaming videos. Periodic reviews of this platform will occur to ensure the content is current and relevant. This will include the removal/addition of courses made available to the membership.

- To access the streaming videos, log in to the Learning Management System (L.M.S.), and select the MSI NOW and Online Training College on the bottom right side of the page. When the College is opened, the steaming videos are listed by ten categories on the page's right side.
  When a category is selected, a drop-down menu of the available titles is shown. Online classes are still listed on the left side of the College.

- Individuals who log into the L.M.S. and take an online class or view a video in the MSI NOW library will add the session to their learning histories. Group learning can be added to students' learning histories by the Training Administrator of the member.

MSI DVD: The MSI DVD includes a vast library of DVDs topics on many aspects of safety, risk control, employment practices, and supervision, and most can be viewed in under 20 minutes. The DVDs can be requested free of charge for M.E.L. members.

Member Participation:

Atlantic JIF members have participated in the following training courses:

- MSI LIVE: Members have participated in 652 Learning Events (1/1/21-6/30/21)

- MSI NOW: Incorporates our traditional online training and new streaming video platform
  - MSI Online – 3023 Learning Events (1/1/21-7/30/21)
  - MSI Streaming Videos – 194 Learning Events (1/1/21-7/30/21)

- MSI DVD: (5) Members rented a total of (33) videos (1/1/21-7/30/21)

Kwik Course Briefings – These video briefings are designed to focus on one limited topic in a short time (5 minutes). These video briefings are a great resource to be used as Toolbox Talks for employees.

- Asbestos Safety Overview (5 minutes)
- Fire Extinguisher Monthly Inspections (5 minutes)
- G.H.S. Pictogram Review (5 minutes)
- Investigating Slip and Trip Injuries (5 minutes)
- OSHA Record Keeping (5 minutes)
- Safely Backing Work Vehicles (5 minutes)
- Voluntary Use of Respirators (5 minutes)
- Responsibilities of an R.T.K. Coordinator (5 minutes)
- Confined Space Awareness (5 minutes)

Leadership Skills Training - The M.E.L. Safety Institute is excited to offer (3) new virtual leadership skills classes for 2021. The 2-hour, live, interactive courses offer insights and techniques to help supervisors deal with essential workplace issues such as conflict resolution, communications, and the supervision of employees.

- **Introduction to Management Skills**
  June 30, 1 p.m. – 3 p.m.
- **Introduction to Communication Skills**
  July 14, 1 p.m. – 3 p.m.
- **Introduction to Understanding Conflict**
  August 11, 1 p.m. – 3 p.m.

Additional Safety Resources found on the Atlantic JIF website and M.E.L. website:

- MSI Bulletins
- MSI Briefings
- MSI Forms / Safety Checklist
- Model Policies / Procedure

D. ATTENDANCE / REPORTS

1. Attendance at Meetings of the Fund

J. A. Montgomery Consulting has representation at all JIF events, including Fund Commissioner Meetings, Claims Committee Meetings, and Annual Planning Retreats. J. A. Montgomery Consulting attends the M.E.L. Safety and Education Committee meetings. Information presented at the M.E.L. level is shared with the Executive Safety Committee. Additionally, J. A. Montgomery Staff attends quarterly PEOSH Meetings, Rutgers Crossing Guard Forum, and Safety / Risk Management related events.

2. Monthly and Quarterly Reports Semi-Annual Loss Analysis

J. A. Montgomery Consulting provides monthly reports to the Fund on Risk Control activities completed during the prior month. Quarterly reports on MSI Attendance are distributed to the membership. Quarterly Safety Director Reports are presented in detail at the Executive Safety Meetings.

Atlantic County Municipal Joint Insurance Fund
Established in 1987
South Jersey Communities Securing Their Future

STRATEGIC PLANNING COMMITTEE MEETING MINUTES

Thursday, August 26, 2021 @ 10:00am
Zoom / Conference Call

A meeting of the Atlantic County Municipal Joint Insurance Fund's Strategic Planning Committee was held on August 26, 2021 at 10:00am Zoom / Conference Call. The meeting began at 10:00 AM.

Those in attendance were:

Richard Hirsch, *Chair*, **Longport Borough**
Lisa Garrison, Co-Chair, **Woodbine Township**
Heather Sparks, **Commercial Township**
LaVerne Kirn, **Corbin City**
Sam Barbagli, **Newfield Borough**
Roy Spoltore, **Upper Deerfield Township**
Dorothy-Jo Ayres, **Weymouth Township**
David DeWeese, Esquire, **The DeWeese Law Firm**
Paul A. Forlenza, Executive Director, **Arthur J. Gallagher Risk Mgmt. Svcs.**
Paul J. Miola, Deputy Executive Director, **Arthur J. Gallagher Risk Mgmt. Svcs.**
Sheila Ortiz, Account Representative, **Arthur J. Gallagher Risk Mgmt. Svcs.**

I. 2022 Membership Renewals

Mr. Miola noted that all members up for renewal effective January 1, 2022 have submitted their renewal paperwork with the exception of Brigantine City, Sea Isle City and Woodbine City. Ms. Garrison indicated that Woodbine's renewal resolution and contract is placed on the September 2nd agenda for adoption. He noted that Member Updates were provided to the governing body at meetings with the towns. Most of the renewal meetings have been conducted in person with some being held virtually.

Mr. Miola said that Member Updates for non-renewing members will be distributed in early September.

II. Membership Growth

Mr. Miola noted that Egg Harbor City is the only potential prospect for next year as their membership in the Statewide JIF is expiring on January 1, 2022. He noted that there have been ongoing discussions with their Risk Management Consultant of the possibility of Egg Harbor City returning to the Atlantic JIF. Mr. Miola indicated that we sent paperwork to their Risk Management Consultant should they wish to complete the application for membership. Mr. Forlenza noted that he had a discussion with their RMC last week and a meeting is scheduled with the City's CFO later this week on their intentions regarding the JIF. He stated that he will keep this Committee informed on their status.

III. 2021 Conferences

Mr. Miola stated that most of the 2021 Conferences were held virtually due to the pandemic. He noted that the AGRiP Fall conference is scheduled to be held in person on October 3-5, 2021 in Minneapolis. Currently, no member has registered to attend the conference. He noted that he is unsure if the format of the conference will change due to the Delta Variant.

Mr. Miola advised that he will keep the Committee informed of any updates in this regard.

IV. Fund Commissioner Attendance

Mr. Miola referred the Committee to the 2021 ACM Meeting Attendance spreadsheet through August 2021. He noted that his office tracks attendance during the course of the year as state regulators do monitor member participation during their audits.

Mr. Miola stated that few members are below 50% participation by the Fund Commissioner. Our office will continue to follow up with the members that have not been following the attendance guidelines established by the JIF. He noted that attendance should be easier with the meetings being held virtually due to the pandemic. Mr. Miola then reviewed the attendance spreadsheet with the Committee focusing on the members that are below 50%. Overall, attendance in the ACM JIF for 2021 was good at 84%. He mentioned that his office will continue to monitor attendance throughout the year.

V. December Dinner Meeting

Mr. Miola pointed out that the December Executive Committee meeting and Dinner Meeting is scheduled to take place on December 15, 2021, COVID permitting. He stated that he is unsure as to what December will look like with regard to the pandemic. Therefore, he will continue to monitor the situation and advise if we are able to hold the Executive Committee Meeting and Dinner Meeting in person.

Mr. Hirsch commented that he would like the December Executive Committee Meeting and Dinner Meeting to be in person; however, he understands that it may be virtual. He noted that this discussion should be revisited by October to make a final decision.

VI. Elected Officials Training

Mr. Miola noted that the 2020-2021 *Elected Officials Program* is completed and credits have been applied to member premiums. He stated that the 2021-2022 Annual Elected Officials seminars will be held in conjunction with the BURLCO & TRICO JIFs as in the past. Mr. Miola commented as we are unsure what the future holds with regard to the pandemic. However, he would like to reserve facilities in case we are able to hold the training in person.

Mr. Miola then asked for authorization to reserve the facilities for the Elected Officials Seminars, if needed. Mr. Hirsch made a recommendation to reserve the facilities; motion made by Kirn; second by Barbagli. All in favor.

VII. Annual Reports

Mr. Miola reminded the Committee that the JIF has, in the past, had one copy of the Annual Report printed for each member municipality. A copy of the Report is mailed to each Municipal Clerk with a memo asking them to share it with their Governing Body. A copy of the Annual Report is also posted on the JIF website. He asked the Committee if they are comfortable with his office printing 75 copies of the Annual Report. Mr. Hirsh made a motion to print 75 copies of the Annual report for distribution; second by Garrison. All in Favor.

VIII. 2022 Executive Committee Meeting Dates and Times

Mr. Miola referred the Committee to a copy of the proposed 2022 Executive Committee Meeting schedule. He asked the Committee if they would like to continue holding the monthly Executive Committee meeting at the Community Center in Avalon and the Atlantic County Library in Mays Landing. These meetings will be held in person or virtual pending the pandemic. The meetings will be held at 3:00pm with no August meeting. Mr. Miola noted that the November meeting has been moved to November 14th due to the *League of Municipalities.* Mr. Hirsch made a motion to approve the 2022 Executive Committee Meeting Schedule; second by Garrison. All in Favor.

IX. Professional Performance Evaluations

Mr. Miola informed the Committee that the Administrative Consultant and Recording Secretary positions are due for performance evaluations in 2021. Mr. Forlenza referred the Committee to pages 3-4 to the results of the Fund Professional Evaluations responses that were received. Overall, the Strategic Planning Committee is happy with PERMA the Administrative Consultant and Tracy Forlenza as Recording Secretary.

X. OPRA Procedures

Mr. Miola reminded the Committee that at our last meeting we discussed updating the OPRA Policy as it has not been updated in several years. He noted that a lot has changed over that period of time. Specifically, there has been an increase in the number of OPRA requests during this past few years that has placed a tremendous burden on municipal clerks. Mr. Miola explained that many times the requestor asks for documentation that municipal clerks should have in their files as part of their records retention system. Instead of searching for the information these requests are often forwarded to Qual-Lynx and Sue Mooney asking for the responsive records. As a result, Ms. Mooney has been spending a great deal of time searching Qual-Lynx files which often calls for requisitioning files from off-site storage.

As a result of these recent developments we proposed an amended OPRA policy to reflect current circumstances and it was reviewed at our Claims Review Committee last week. Mr. Miola then referred the Committee to an excerpt from the draft minutes of that meeting.

Mr. DeWeese explained that Mr. Forlenza, Mr. Miola, Ms. Mooney and himself drafted updates to the OPRA policy to reflect current circumstances. The draft recommended that members of the defense panel make sure that municipal clerks receive all documentation at the conclusion of litigation. This will allow them to respond to OPRA requests by retrieving documents from their files and providing those documents to their Municipal Solicitor for review. After reviewing the policy at the August Claims Review Committee Meeting a lively discussion ensued. Mr. DeWeese went on to say that some of the members were not in agreement with the suggested updates. In particular, some members of the committee felt very strongly that municipal clerks need continuing assistance from the Fund with OPRA requests. The consensus of the Committee was that members are willing to pay the Fund Professionals for this support. Mr. DeWeese stated this changed the dynamic of the OPRA Request policy that was proposed meaning that members should continue to rely on Qual-Lynx to secure documents responsive to OPRA requests. Mr. DeWeese stated that this process requires him to review the documents and determine if they are responsive to the request and determine whether redactions need to be made. Those documents are then sent to the municipality by Ms. Mooney for release.

Mr. DeWeese explained that the consensus from the Claims Review Committee is that OPRA Requests are paralyzing municipalities because, in many cases, records that are being requested are not centrally located. Mr. DeWeese noted that Chief Riggin prefers a program where the municipality would compensate the Fund Professionals for assistance in responding to these requests.

Mr. DeWeese stated that the current contract for his firm and Qual-Lynx do not contemplate this additional work in their Scope of Services. Thus, the proposed amendments to the OPRA Policy contemplates compensation to his office and Qual-Lynx for this work. He noted that both Qual-Lynx and his office have submitted proposals for added compensation.

Mr. DeWeese explained this issue is being presented to the Strategic Planning Committee to obtain feedback and get the committee's input.

Mr. Forlenza mentioned that his office has received proposals from Mr. DeWeese's office and Qual-Lynx regarding compensation for their efforts. He noted that the proposals will be reviewed with the Finance Committee tomorrow August 27th to consider building money into the budget. He then asked the Committee for their feedback. Discussion ensued.

Ms. Garrison commented that her municipality currently pays her municipal solicitor to address OPRA Requests. She noted that there are certain items that her municipal solicitor does not have access to that requires her to get involved. Ms. Garrison indicated that she is in favor of paying for additional assistance; especially for larger documents.

Ms. Ayres agreed with Ms. Garrison and stated that her municipal solicitor also conducts research for documents. Being from a small town this often requires her to be taken away from her daily duties. Ms. Ayres indicated that this resource would be a great assist to her town.

Mr. Spoltore questioned if these OPRA Requests are Police oriented. Mr. DeWeese responded that there is a group that has been sending the same request to every municipality in the state. The person that is primarily making the requests on their behalf is an attorney. This attorney has created a business for himself in that he files these requests hoping municipalities do not provide the responsive documents. If this attorney does not receive the responsive documents he then files a GRC complaint or a Superior Court complaint to have his attorney fees paid for by the municipality. The majority of these requests are massive and are sent to every municipality. Once the standard request is fulfilled he then sends another request.

Following a lengthy discussion Mr. Miola asked the Committee if they are in agreement with the Claims Review Committee that Qual-Lynx and Mr. DeWeese's office will be compensated for the time they are required to research and review records responsive to the OPRA Request. The Committee expressed their agreement with the Claims Review Committee.

Mr. Hirsch asked where this money would come from to compensate for this extra work. Mr. Miola indicated that Mr. Forlenza and he have had discussions on how to budget for this service. He noted that it would most likely come from the Claims and the Solicitor line item in the budget. He contemplates an hourly rate for work related to OPRA requests and it would be paid under their contract within the "Not-To-Exceed" provision for Qual-Lynx. Mr. Miola explained that they would have to make some amendments to Mr. DeWeese's contract as his contract is a "flat fee" so it would be in addition to his current fee. We would have to work with Mr. DeWeese as to establish a budget for this.

Mr. Hirsch then asked if the amount for this service would be similar to the Safety or Wellness Incentive Funds? Mr. Miola replied that this would not be a set amount per municipality like those programs but would be paid under each contract. As an aside, Mr. Miola referenced the Claims Review Committee discussion about having the JIF defend GRC complaints. He explained that there is no coverage under the General Liability Policy so if we decide to move forward to defend these claims it would have to be a separate program with a "draw down" amount per member.

Mr. DeWeese stated that if someone other than the Solicitor will be defending these cases in the GRC or the Superior Court matters that person would have to be involved from the very beginning. The discussion continued.

Mr. Forlenza clarified that while Mr. DeWeese will review the documents provided by Qual-Lynx, the responsibility still lies with the municipality and their solicitor to make sure that they supply all documents that are responsive to the request as their solicitor will be responsible for defending any GRC complaint.

Mr. Miola stated that the minutes of today's meeting will reflect the fact that the Strategic Planning Committee is in agreement with the Claims Review Committee to amend the contracts for both Qual-Lynx and the DeWeese Law Firm. The Qual-Lynx contract will be updated to reflect the fact that they will research items that are in their possession that are responsive to member OPRA requests. Mr. DeWeese's contract will reflect the fact that he will review those documents that are responsive to the OPRA request before they are released to the member.

XI. Annual Planning Retreat

Mr. Miola indicated that the Annual Planning Retreat is scheduled for October 27th & 28th, 2021 at the Flanders Hotel, Ocean City, NJ. However, he noted that due to the new Delta Variant, things may change. At the Committee's request our office sent a survey to the members asking them if an in-person Annual Planning Retreat were to take place would they attend and referred the Committee to the survey results. Mr. Miola reported that 78% of those that responded would attend in person; however, the written responses expressed concerns.

Mr. Miola opened up the meeting for discussion. Ms. Garrison stated that she received a phone call from Dennis Township informing her that some of their employees have tested positive for COVID. She commented that the COVID transmissions rates are higher than they were in the beginning of the pandemic. Ms. Garrison stated that her opinion has changed regarding an in-person Retreat with the high transmission rate and she does not feel comfortable attending the Retreat in person. Ms. Kirn agreed with Ms. Garrison as she also does not feel comfortable attending in person.

Mr. DeWeese noted that Cape May County has the highest transmission rate in the State of New Jersey.

Mr. Hirsch stated that we have to look at the cost factor in holding the retreat in person especially if only a handful of members attend. He noted that the Delta variant numbers could go down by the end of September; however, he understands that we need to notify the facilities soon as to our intention.

Mr. Forlenza stated that the Flanders Hotel is currently holding the dates for us, however, they are going to require a deposit soon and Ms. Kristie from our office has been holding them off as long as she can. We will need to make a decision within the next few weeks.

"Draft" Retreat Agenda

Mr. Miola then reviewed a draft copy of the retreat agenda. Mr. Miola stated that if we are unable to conduct an in person retreat we could hold it virtually over two (2) days with two-hour sessions each day. He then asked the Committee for their feedback either by email or phone in the next few days.

Mr. DeWeese asked if there is a possibility of holding the retreat in a hybrid format allowing members to attend in person or virtually. Mr. Miola stated that we have discussed this extensively and it is a technological challenge if the facility does not have strong Wi-Fi, sound, cameras, etc. He noted that Mr. Forlenza has attended hybrid council meetings where attendees cannot hear the speaker which causes a lot of disruption during a meeting. Mr. Forlenza stated that we have run into issues at the Flanders with their Wi-Fi, streaming videos, bandwidth and everyone connected to their internet becomes a challenge. Mr. Miola stated that as much as they would like to try a hybrid approach we don't have the technological capability at this time.

Mr. Hirsch asked if we could have the Executive Committee Members meet in person and have everyone else join the meeting via Zoom. Mr. Forlenza stated that last September we held the meeting via conference call. He then noted that he spoke with Mr. Wahl from Avalon and the Community Center was available should we move to an in person meeting. However, Ms. Seib felt that with the increasing Covid numbers in Atlantic County; members would not be comfortable attending in person. Therefore, the September meeting will be held via Zoom. Mr. Forlenza is hopeful we can meet in person in October.

Mr. Hirsch asked about the status of the Mays Landing Library for meetings. Mr. Forlenza replied that the Mays Landing Library is still unavailable as they are using the room for the decontamination of returned books and they are not allowing organizations as large as ours to use their facilities.

DeWeese asked if there been discussions on holding Executive Committee Meetings in a hybrid format or virtually once the pandemic is over. He is thinking maybe once per quarter. Mr. Forlenza

replied that hybrid meetings after the pandemic have not been discussed. He expressed concern over losing touch with everyone and felt that we need to continue to interact with our members. Mr. Forlenza explained that by having a meeting in person you can read body language, and have greater member participation in the meetings. He would rather meet in person as it is important to interact with our members. Mr. Miola stated that we can revisit this discussion once we get through the pandemic.

XII. Next Meeting

Mr. Miola mentioned that he would like to schedule a virtual meeting in late September to discuss the Retreat and Holiday Dinner Meeting Format. The Committee Agreed.

There being no other business the meeting concluded at 10:49am

File: ACMJIF/2021/Strategic Planning Committee Tab: 08/26/2021
ACMJIF/Gen/Strategic Planning Committee Tab: 08/26/2021

ATLANTIC COUNTY MUNICIPAL JOINT INSURANCE FUND
WELLNESS DIRECTOR'S REPORT

To: Municipal Fund Commissioners, Safety Coordinators, and Risk Managers
From: Jordan Simone, ACM JIF Wellness Director
Date: September 15th, 2021 – Zoom Conference Call
Contact Information: jsimonewellness@gmail.com (609) 435-0708

September Activities & Plans

ACM JIF Wellness:

2021 Wellness Activities & Funds: We only have a few months left of 2021. If you have any activities that you would like to plan for the remainder of the year, and/or if you have wellness funds that you'd like to spend and need assistance with ideas, please contact me!

NJ WELL Reminder: *Those covered under NJ State Health Benefits Plan*
October 31 is the last day to complete your NJ Well activities for 2021. November 1st will begin a new cycle for 2022.

MUNICIPAL ACTIVITIES:

Egg Harbor Township: Will be hosting a Wellness Month with activities and prizes throughout September.
Lower Township: Hosting their "Guac and Roll" event with races, volleyball, cornhole and hula hoop. Opportunities for employees to win prizes.
Northfield City: Hosting a bike rodeo with door prizes. Fresh fruit and water will also be available at event.
Pleasantville City: Hosting an Activity Challenge to encourage movement throughout the day
Sea Isle City: Purchasing fresh fruit for each department

September *In Good Health* Newsletter

This month's issue of ***In Good Health*** discusses **Preventative Health**. Specifically we discuss:

- The importance of annual doctor's visits
- What is a comorbidity? What does it mean if you have one?
- How to manage comorbidities with healthy lifestyle choices
- Mindful Moments: Sunday Scaries – Easing into the work week
- Nourish: Recipe for Summer Pesto Pasta Salad

September Monthly Move: 15 minute Cardio Pilates Video

Wellness Observances This Month:

- Health Aging Month
- National Yoga Month
- 9/5-9/11: Suicide Prevention Week

- 9/21: International Day of Peace
- 9/25: Women's Health & Fitness Day

If you are not already doing so, I encourage you to share the newsletter with all employees and make it easily accessible. This can be done via email, as well as printed and posted in a common space with increased visibility.

SEPTEMBER 2021

IN GOOD HEALTH

VOL 6, ISS 009

ACM JIF WELLNESS NEWSLETTER

Preventative Health

IN THIS ISSUE

2 IMPORTANCE OF AN ANNUAL CHECKUP

3 WHAT IS A COMORBIDITY? WHAT DOES IT MEAN IF YOU HAVE ONE?

4 MANAGING COMORBIDITIES WITH HEALTH LIFESTYLE CHOICES

5 MINDFUL MOMENTS:

- SUNDAY SCARIES: EASING INTO THE WORKWEEK

NOURISH:

6
- RECIPE: SUMMER PESTO PASTA SALAD

WELLNESS OBSERVANCES

HEALTHY AGING MONTH
NATIONAL YOGA MONTH
9/5-9/11: SUICIDE PREVENTION WEEK
9/21: INTERNATIONAL DAY OF PEACE
9/25: WOMEN'S HEALTH & FITNESS DAY

Newsletter Created By:
Jordan Simone
COTA/L, CHC, RYT-200
ACM JIF Wellness Director

The Importance of an ANNUAL CHECK-UP

Throughout the past year, many have be diligent about hand-washing, mask-wearing and staying at least six feet away from people to stay as healthy as possible. But there's one additional step that you should not skip: Seeing your doctor for your annual checkup.

WHY GET AN ANNUAL CHECKUP?

Your annual well visit helps you and your doctor keep tabs on your health. It gives you an opportunity to uncover any health changes before they snowball into bigger problems.

"A pandemic does not put on pause any developing or advancing any health problems you may have," says Phylicia Baird, M.D., an internal medical specialist with Hackensack Meridian Medical Group. "Too often we are seeing people skip important health visits because they are afraid of getting COVID. But the reality is, doctor's offices have implemented advanced safety protocols to keep you safe. The greater danger is cancelling your appointment."

HEALTH SCREENINGS TO EXPECT AT YOUR ANNUAL EXAM

- Weight
- Body Mass Index (BMI), a ratio that checks to see if you're a healthy weight for your height
- Temperature
- Blood Pressure levels
- Lung sounds
- Skin check

Your doctor should also offer you a flu shot, if you haven't had one yet this year, and send you for blood work to check your cholesterol levels and more.

WHY GET A HEALTH SCREENING IF YOU'VE HAD COVID-19

Some people who have had COVID-19 experience lingering effects or complications, so it's important to keep tabs on your health to ensure that you've fully recovered from the virus. Your doctor can compare your current health to your medical records to see if anything seems concerning.

Source: https://www.hackensackmeridianhealth.org/HealthU/2021/02/05/your-annual-checkup-is-more-important-than-ever-heres-why/

What is a Comorbidity?

WHAT DOES IT MEAN

Comorbidity is the presence of two or more conditions occurring in a person, either at the same time, or successively (one condition that occurs right after the other). Conditions described as comorbidities are often long-term (chronic) conditions.

Comorbidity is associated with worse health outcomes, more complex clinical management, and increased health care costs. Health care increasingly needs to address the management of individuals with multiple coexisting diseases, who are now the norm rather the exception.

COMMON COMORBIDITIES:

OBESITY:

Obesity is known to predispose people to many comorbid illnesses.

Examples of factors involved in the development of comorbidities for those with obesity include:

- Physical/metabolic stress which may cause many of the body's organs (such as the heart and kidneys) to become negatively impacted
- Biomechanical stress which is caused by the impact of carrying around excess weight, this can result in comorbidities such as osteoarthritis
- Biomechanical forces that can cause an increase in weight pushing on the chest and diaphragm, this can cause the soft tissues of the neck to collapse (leading to sleep apnea)
- An increase in hormones and other substances secreted by adipose (fat) tissue, which impacts the endocrine system, this can result in diabetes and other metabolic conditions

DIABETES:

Comorbidities associated with diabetes include:

- Dyslipidemia
- Non-alcoholic fatty liver disease
- Cardiovascular disease such as congestive heart failure and coronary artery disease
- Kidney disease
- Obesity

Making Healthy Lifestyle Choices
TO MANAGE COMORBIDITIES

When it comes to managing comorbidities, choosing a healthy lifestyle can make all the difference. It's important to work with your doctor to develop a plan that helps you manage your chronic conditions and improves your overall health.

EXERCISE ROUTINE:

Discuss an appropriate exercise routine with your doctor. Regular exercise is an important way to manage your health. In some cases, exercise can help prevent chronic conditions from developing. For example, people with arthritis may become less active because of joint pain. This increases their risk of developing heart disease or diabetes. If you work with your doctor to develop a safe exercise program, it can help reduce that risk.

DIET:



Discuss an appropriate diet with your doctor. What you eat and drink may affect your chronic condition. A registered dietitian can be a great resource to help you develop a balanced diet that supports your overall health. This is especially important if you're having a hard time managing comorbid conditions and getting the nutrients your body needs.

OTHER THINGS TO DISCUSS WITH YOUR DOCTOR:

It's important to tell your doctor about any alcohol, tobacco or drug use, including the use of electronic cigarettes. When talking to your doctor about lifestyle behaviors that can affect your overall health and wellness, be sure to talk about your stress, mental health and sleeping habits.

Source: https://www.amberpharmacy.com/comorbidities-managing-multiple-chronic-diseases/

Mindful Moments

SUNDAY SCARIES: EASING INTO THE WORKWEEK

Nourish

SUMMER PESTO PASTA SALAD

Recipe From: https://www.erinliveswhole.com/summer-pesto-pasta-salad/

ingredients

Salad:

- 12 oz dried pasta (I used brown rice fusilli)
- 1 small zucchini
- 1 small yellow squash
- 1 pint cherry tomatoes, cut in half
- 1.5 cups mozzarella balls, cut in half
- 1/4 cup pine nuts
- 1 tsp Italian seasoning

Pesto Dressing:

- 1/2 cup fresh basil
- 1/4 cup pine nuts (or cashews/almonds)
- 1/2 cup olive oil
- 2 tsp red or white wine vinegar
- juice of 1 lemon
- 1 clove garlic
- 1/2 tsp salt
- 1/4 tsp pepper
- optional: 1/4 cup shredded parmesan cheese

recipe preparation

- Cook pasta according to package directions. Drain and rinse with cold water.
- Cut zucchini and yellow squash into bite size pieces and then saute on stove top for about 10 minutes, or until softened.
- Add your pasta to a large bowl, and add the zucchini, squash, tomatoes, mozzarella balls, pine nuts and Italian seasoning. Set aside.
- Using an immersion blender, regular blender, or food processor, combine all of your pesto ingredients and blend until completely smooth. I use an immersion blender.
- Pour dressing over top of pasta and veggies and toss until completely coated.
- Top with more pine nuts and parmesan cheese.

Jordan Simone, COTA/L, CHC, RYT-200
ACMJIF Wellness Director
jsimonwellness@gmail.com

Jordan Simone, ACM JIF Wellness Director
jsimonewellness@gmail.com
609 - 435 - 0708

September

THE MONTHLY MOVE

Kick your Pilates game up a notch with this 30 minute Pilates workout with trainer Chloe de Winter. This workout will train your entire body to work together, stretching and strengthening your muscles at the same time. You'll start by warming up your upper-body, then you'll hit your glutes, legs, and–of course–core to finish.

Source: https://www.youtube.com/watch?v=IkUsCuLooYs

NJWELL 2021

Easy as **1, 2, 3 !**

Obtain **800 points** to earn a **REWARD!**

1 Fill out a Health Assessment

- Go to *horizonblue.com/SHBP*
- Click on "View NJWELL Reward Program"
- Register or log in

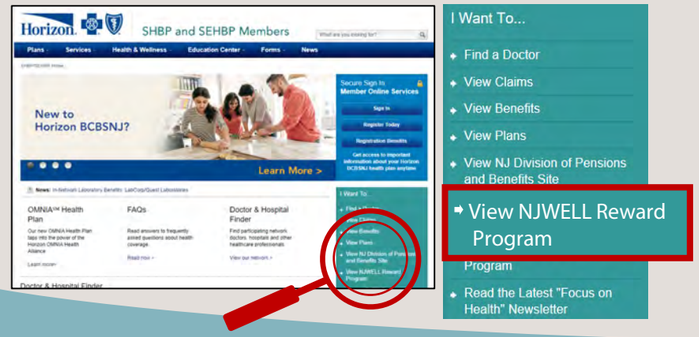

A Health Assessment is a private and secure online questionnaire about medical history and lifestyle habits.

Online Assessment	100 points

2 Complete a Biometric Screening

- Go to *my.questforhealth.com*
- Use the Registration Key "NJWELL" to create an account
- Download Physician's Result Form or schedule an appointment at a Quest Center

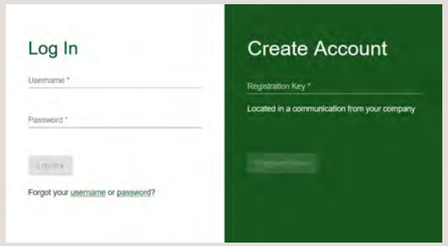

A health screening helps you learn about your biometric numbers.

Cholesterol	100 points
Blood Pressure	100 points
Non-smoker	100 points
Glucose	100 points

If participant is in a DPCMH, they will need two DPCMH visits and treatment plans to equal a Biometric Screening.

3 Earn additional points

- Go to *horizonblue.com/SHBP*
- Click on Wellness, then additional activities

Choose from additional health screenings and/or activities to earn points!

Annual Physical Exam	100 points
Age/Gender Screenings *	25 points
Dental Exam	50 points
Flu Shot	100 points
Skin Cancer Screening	50 points
Vision Exam	50 points
Online Coaching **	150 points
Perform a search in Amino***	25 points

* If recommended by your physician.
** Only available for those individuals identified as eligible based on their Biometric Screening and/or Health Assessment.
*** For active members only; one-time deposit of 25 points.

Complete all activities by October 31, 2021!

NJWELL Health Screening Just Got Easier

At-Home Test Now Available

You may not be able to visit your doctor to complete the required NJWELL health screening. However, you can now complete your NJWELL health screening using a free home test kit.

You can record your glucose and lipid levels, blood pressure, height, weight and waist measurement using the materials in the kit from the comfort of your home. No contact with your doctor or lab is required.

Get the Kit

Simply visit **my.Questforhealth.com** to request an At-Home Test Kit.

1. Create an account if you're a first-time user, or, if your information has changed since your last visit. *NJWELL* is the registration key.
2. The kit will be mailed to you with everything you need, including instructions and a postage-paid envelope to safely return it to Quest Diagnostics for processing.
3. If you have already downloaded a Physician Results Form or made an appointment with Quest Patient Service Center, but have not yet completed the NJWELL Health Screening, you must first cancel your Physician Results Form "order" or Patient Service Center appointment before selecting the At-Home Test option.

Questions about At-Home Test Kit? Call Quest at **1-855-623-9355**.

Quest Diagnostics is a registered trademark of Quest Diagnostics Incorporated.
NJWELL, administered by the New Jersey Division of Pensions and Benefits, is an incentive-based wellness program offered to eligible employees and their covered spouses who participate in the SHBP/SEHBP. All provisions of the program are established by the Division and are subject to change. More detail can be found on **http://www.nj.gov/njwell/**.
Horizon Blue Cross Blue Shield of New Jersey is an independent licensee of the Blue Cross and Blue Shield Association. The Blue Cross® and Blue Shield® names and symbols are registered marks of the Blue Cross and Blue Shield Association. The Horizon® name and symbols are registered marks of Horizon Blue Cross Blue Shield of New Jersey.
© 2020 Horizon Blue Cross Blue Shield of New Jersey. Three Penn Plaza East, Newark, New Jersey 07105-2200. ECN00163 B (0620)

Atlantic County Municipal Joint Insurance Fund
Established in 1987
South Jersey Communities Securing Their Future

To: Fund Commissioners

From: Paul A. Forlenza, MGA, RMC, Executive Director

Date: September 15, 2021

Re: Executive Director's Report

A. Lost Time Accident Frequency Report (pgs. 114-117)

The June and July 2021 Lost Time Accident Frequency Summary and the Statewide Recap for June and July 2021 are attached for your review.

B. Certificates of Insurance (pgs. 118-122)

A summary of the Certificates of Insurance issued during July and August 2021 are attached for your review.

C. Financial Fast Track Report (pg. 123-124)

The Financial Fast Track Report as of June 30 and July 31, 2021 is attached for your review. The report is generated by PERMA and provides a "snapshot" of the JIF's financial status. The JIF's surplus position as of June 30, 2021 was **$23,426,554** and the JIF's surplus position as of July 31, 2021 was **$23,541,730**

D. Regulatory Filing Checklists (pgs. 125-126)

Enclosed please find two regulatory filing checklists that we provide each month as part of our due diligence reporting on behalf of the JIF. These checklists provide an outline of required reporting to the Departments of Banking and Insurance and Community Affairs on an annual and a monthly basis, and the status of the items listed.

E. 2020 Safety Incentive Program Awards (pg. 127)

A report detailing available balances for each member is included in the agenda. A letter from our office describing on how to collect your 2020 Safety Award Money was sent to all members on or about March 3, 2021. If you have any questions on how to collect your 2020 Safety Incentive Program Awards, please contact our office. **Please note that the deadline to claim or encumber these funds is December 31, 2021. All encumbered funds have to be claimed by February 1, 2022.**

F. 2021 Optional Safety Budget (pg. 128)

A consolidated announcement letter including instructions on how to collect your 2021 Optional Safety Budget allowance was emailed to all members the week of February 22, 2021. A report detailing available balances for each member is included in the agenda. If you have any questions on how to collect your 2021 Optional Safety Budget allowance, please contact our office. **Please note that the deadline for claiming or encumbering these funds is December 31, 2021. All encumbered funds must be claimed by February 1, 2022.**

G. 2021 Wellness Incentive Program Allowance (pg. 129)

A consolidated announcement letter including instructions on how to collect your 2021 Wellness Incentive funds was emailed to all members the week of February 22, 2021. A report detailing available balances for each member is included in the agenda. If you have any questions on how to collect your 2021 Wellness Incentive Program Budget allowance, please contact our office. **Please note that the deadline for claiming or encumbering these funds is December 31, 2021. All encumbered funds must be claimed by February 1, 2022.**

H. 2021 EPL/Cyber Risk Management Budget (pg. 130)

A consolidated announcement letter including instructions on how to collect your 2021 EPL/Cyber Risk Management funds was emailed to all members the week of February 22, 2021. A report detailing available balances for each member is included in the agenda. If you have any questions on how to collect your 2021 EPL/Cyber Risk Management Budget allowance, please contact our office. **Please note that the deadline for claiming or encumbering these funds is December 31, 2021. All encumbered funds must be claimed by February 1, 2022.**

I. Employment Practices Liability Compliance – (pgs. 131-132)

A compliance status report regarding the Employment Practices Liability Coverage is attached for your review. Each member should review this report carefully to insure its accuracy. If you believe the report to be inaccurate regarding your town, please contact PERMA directly.

J. MEL Cyber Risk Management Plan Compliance/Grandfathered Status (pgs. 133-134)

Included for your review are two compliance reports pertaining to the MEL Cyber Risk Management Plan. The first report provides an update as to the members' current "grandfathered" compliance with Version 1 of the Plan. The second report pertains to members' compliance with Version 2 of the Plan which was launched in March of this year. Each member should review these reports carefully to insure its accuracy. If you believe the report to be inaccurate regarding your town, please contact Ed Cooney, Fund Underwriter at 973-659-6424 or ecooney@connerstrong.com. Members are strongly encouraged to work with their IT Professionals to come into compliance with the Version 2 standards as soon as possible.

K. Statutory Bond Status (pgs. 135-136)

The latest listing of Statutory Bonds issued by the MEL for JIF members is included for your review. This list should be reviewed for accuracy. Any questions on the status of an application or a bond listed on the report should be directed to Ed Cooney, Fund Underwriter at 973-659-6424 or ecooney@connerstrong.com.

L. Skateboard Park Approval Status (pg. 137)

Enclosed, pleased find a spreadsheet depicting the current status of all approved skateboard parks or those currently under construction by a member municipality. The MEL has established a process, outlined in MEL Coverage Bulletin **2021-06**, which must be followed by all members who wish to construct a skateboard park and have the Atlantic JIF and MEL provide said facility with coverage. Any member with a park currently under construction or in the review process should review the enclosed spreadsheet to be sure that it accurately depicts the current status of your facility. All members considering construction of a skateboard park should contact the Executive Director's office prior to moving forward.

M. Capehart & Scatchard Updates (pgs. 138-141)

John Geaney, Esq. of the law firm of Capehart & Scatchard periodically provides updates on court cases dealing with workers' compensation, ADA, and FMLA issues. Copies of his latest updates are included for your information.

N. Monthly Activity Calendars (pgs. 142-143)

Attached for your review is the monthly activity calendar for the months of September/October 2021.

O. Pivot Point Security with a Smile Newsletter (pgs. 144-145)

The JIF has contracted with Pivot Point Security to provide technology risk management services to the members. These services include phishing tests, the development of, and training on, various cyber related policies and procedures, the development of third party cyber risk standards, as well as network vulnerability assessments. Over the next few months, members will begin to see the role out of different risk management services from Pivot Point. Please do not hesitate to contact the Executive Director's office if you have any questions.

P. 2022-2023 MEL EPL Risk Management Plan Update

In July 2020, the revised Model Employment Practice Policies and Employee Handbook were placed on the NJ MEL's website (NJMEL.org). Adopting the revised policies and handbook are one of steps required by all members to become/remain in compliance with the MEL EPL Risk Management Plan. The date for completing the necessary steps for compliance with the MEL EPL Risk Management Plan is November 1, 2021.

Q. Police Command Staff Training

Completion of this training by the members of your Police Department's Command Staff is a required element for compliance with the MEL's 2022-2023 Employment Practices Liability Plan of Risk Management. The sign-in sheets from the June 3, June 8, and June 23, 2021 sessions are available upon request of our office.

R. Managerial & Supervisory Training

The ACM, BURLCO, & TRICO JIFs sponsored 20 Managers & Supervisor's Employment Liability Training sessions. These trainings were held via webinar and were presented by Armando Riccio, Esq. Participation by your managers & supervisors in this training is required for compliance with the 2022-2023 MEL EPL Plan of Risk Management. A list of the attendees at each session is available on the JIF website; www.acmjif.org. Please contact the Executive Director's office if you have any questions.

S. Non-Supervisory EPL Employee Training (pgs. 146-151)

On November 23, 2020 and April 14, 2021, a memorandum was sent to all members notifying them of the availability of non-supervisory employee training through the MEL Safety Institute (MSI). A required element of compliance with the MEL's 2022-2023 Employment Practices Liability (EPL) Risk Management Plan, all members are required to notify their non-supervisory employees of the availability of this training. The training module is entitled Building a Safe Workplace: Anti-Harassment and Discrimination and is approximately 20 minutes in length. The memorandum provides specific directions on how to access the training module in the MSI. All members should document the notification of the availability of this training to their employees. The notification should go out as soon as possible. The deadline to comply with this aspect of the EPL Risk Management plan is November 1, 2021.

T. Protection & Safe Treatment of Minors Training – Add'l Dates (pg. 152)

On July 13, 2021, a notice was sent to all Fund Commissioners, Municipal Clerks, & Risk Managers announcing the availability of additional training dates for the *Protection & Safe Treatment of Minors* webinars. It is strongly recommended that all Managers & Supervisors complete this training as soon as possible if not already completed. Completion of this training will assist in defending the municipality and their employees should they be named in a SAM claim. **Please remember that**

this training is separate and distinct from the Managers & Supervisors employment training that must be completed for compliance with the MEL EPL Risk Management Plan.

U. Land Use Training Certification (pg. 153)

Attached for your review is a list of members that have provided a certification to the Fund Underwriter indicating that they have completed the Land Use Training process for at least some of their Board Members. Land Use Board members that complete the training process will be eligible for enhanced coverage should they be personally named in a Land Use claim. Please note that only these Board members that have completed the training are eligible for the enhanced coverage. If you would like additional copies of the Land Use Liability Training Booklets, please contact the Executive Director's office. If you have any questions regarding the individuals that have completed the training, please do not hesitate to contact Ed Cooney, Fund Underwriter at 973-659-6424 or ecooney@connerstrong.com.

V. Renewing Members

Letters were emailed on or about June 1, 2021, to the eleven (11) members whose membership in the JIF is up for renewal on January 1, 2022. These members are: Brigantine, Lower, Margate, Middle, Millville, North Wildwood, Sea Isle City, Stone Harbor, West Cape May, Wildwood Crest, and Woodbine. Included in the email was a *Resolution for Renewal of Membership in the Burlington County Municipal JIF, a Certification* required under the Local Public Contracts Law, and an *Agreement to Renew Membership in the Burlington County Municipal JIF*. Members were asked to place the Renewal Resolution on the agenda of an upcoming governing body meeting and return both the approved Resolution and executed Agreement to our office by August 13, 2021. To date we have received *Renewal Resolutions & Agreements* from all renewing members with the exception of Brigantine, Sea Isle, and Woodbine. If you have any questions, please contact the Executive Directors office.

W. Renewing Members Visitation Program

In May, a representative from the Executive Director's office, contacted those members up for renewal this year to schedule an appointment before the Governing Body to provide an update on the financial condition of the JIF, the member's participation in the JIF, and the many programs available to JIF members. These appointments are also an opportunity to address any questions the Governing Body members might have regarding membership in the JIF. The Executive Director's office believes it is very important for the decision makers in each member municipality to understand the value of JIF membership. Based upon the response to that request, the Executive Director's office participated in these meetings either in person, via conference call, or through video conferencing. To date, all of these presentations have been completed whether in person or via other electronic format.

X. Website (www.acmjif.org)

In early 2019 the new ACMJIF website was launched. Please take a moment to explore the new site, which contains a plethora of information in an easy to read format and navigate site. If you have any questions, comments, or feedback, please contact Megan Matro at 856-446-9141 or Megan_Matro@riskprogramadministrators.com.

Y. New Member Activity

The Executive Director's office has provided an application to the Risk Manager for Egg Harbor City for membership effective January 1, 2022.

Atlantic County Municipal JIF JOINT INSURANCE FUND

2021 LOST TIME ACCIDENT FREQUENCY EXCLUDING SIR MEMBERS/ EXCLUDING COVID CLAIMS

DATA VALUED AS OF June 30, 2021

	MEMBER_ID	MEMBER	** *	# CLAIMS FOR 6/30/2021	Y.T.D. LOST TIME ACCIDENTS	2021 LOST TIME FREQUENCY	2020 LOST TIME FREQUENCY	2019 LOST TIME FREQUENCY		MEMBER	TOTAL RATE 2021 - 2019
1	1	Avalon Borough		0	0	**0.00**	**2.10**	**0.51**	1	**Avalon Borough**	**1.05**
2	2	Brigantine City		0	0	**0.00**	**2.97**	**0.88**	2	**Brigantine City**	**1.53**
3	3	Buena Borough		0	0	**0.00**	**0.00**	**0.00**	3	**Buena Borough**	**0.00**
4	6	Commercial Township		0	0	**0.00**	**0.00**	**0.00**	4	**Commercial Township**	**0.00**
5	7	Deerfield Township		0	0	**0.00**	**0.00**	**0.00**	5	**Deerfield Township**	**0.00**
6	8	Dennis Township		0	0	**0.00**	**1.20**	**1.15**	6	**Dennis Township**	**0.97**
7	11	Estell Manor City		0	0	**0.00**	**0.00**	**5.26**	7	**Estell Manor City**	**2.22**
8	12	Folsom Borough		0	0	**0.00**	**0.00**	**0.00**	8	**Folsom Borough**	**0.00**
9	16	Longport Borough		0	0	**0.00**	**1.76**	**2.65**	9	**Longport Borough**	**1.76**
10	17	Lower Township		0	0	**0.00**	**2.47**	**3.56**	10	**Lower Township**	**2.36**
11	20	Mullica Township		0	0	**0.00**	**0.00**	**0.00**	11	**Mullica Township**	**0.00**
12	21	Newfield Borough		0	0	**0.00**	**0.00**	**0.00**	12	**Newfield Borough**	**0.00**
13	22	North Wildwood City		0	0	**0.00**	**2.01**	**3.12**	13	**North Wildwood City**	**1.97**
14	26	Sea Isle City		0	0	**0.00**	**2.95**	**2.85**	14	**Sea Isle City**	**2.35**
15	27	Somers Point City		0	0	**0.00**	**2.16**	**6.27**	15	**Somers Point City**	**3.27**
16	28	Stone Harbor Borough		0	0	**0.00**	**0.50**	**2.48**	16	**Stone Harbor Borough**	**1.19**
17	31	Waterford Township		0	0	**0.00**	**0.00**	**0.00**	17	**Waterford Township**	**0.00**
18	32	West Cape May Borough		0	0	**0.00**	**0.00**	**0.00**	18	**West Cape May Borough**	**0.00**
19	33	West Wildwood Borough		0	0	**0.00**	**0.00**	**3.08**	19	**West Wildwood Borough**	**1.09**
20	34	Weymouth Township		0	0	**0.00**	**0.00**	**2.74**	20	**Weymouth Township**	**1.02**
21	35	Wildwood Crest Borough		0	0	**0.00**	**0.42**	**0.45**	21	**Wildwood Crest Borough**	**0.35**
22	36	Woodbine Borough		0	0	**0.00**	**0.00**	**0.00**	22	**Woodbine Borough**	**0.00**
23	376	Corbin City		0	0	**0.00**	**0.00**	**0.00**	23	**Corbin City**	**0.00**
24	377	Cape May Point Borough		0	0	**0.00**	**0.00**	**0.00**	24	**Cape May Point Borough**	**0.00**
25	530	Margate City		0	0	**0.00**	**1.64**	**0.43**	25	**Margate City**	**0.81**
26	595	Downe Township		0	0	**0.00**	**0.00**	**0.00**	26	**Downe Township**	**0.00**
27	475	Wildwood City		0	1	**0.64**	**1.58**	**1.64**	27	**Wildwood City**	**1.42**
28	14	Hamilton Township		0	1	**0.70**	**1.54**	**2.59**	28	**Hamilton Township**	**1.78**
29	5	Cape May City		0	1	**0.72**	**1.12**	**1.99**	29	**Cape May City**	**1.37**
30	24	Ocean City		1	3	**0.92**	**2.22**	**3.94**	30	**Ocean City**	**2.64**
31	375	Upper Township		0	1	**1.43**	**3.10**	**5.86**	31	**Upper Township**	**3.77**
32	18	Middle Township		1	2	**1.58**	**1.97**	**3.56**	32	**Middle Township**	**2.48**
33	25	Pleasantville City		1	2	**2.00**	**2.78**	**10.55**	33	**Pleasantville City**	**5.53**
34	29	Upper Deerfield Township		0	1	**2.26**	**0.00**	**1.05**	34	**Upper Deerfield Township**	**0.88**
35	30	Ventnor City		1	3	**2.33**	**4.99**	**1.99**	35	**Ventnor City**	**3.28**
36	569	Absecon City		0	1	**2.35**	**3.57**	**2.38**	36	**Absecon City**	**2.85**
37	10	Egg Harbor Township		2	5	**2.36**	**2.02**	**4.71**	37	**Egg Harbor Township**	**3.08**
38	23	Northfield City		0	1	**2.41**	**1.14**	**2.20**	38	**Northfield City**	**1.81**
39	13	Galloway Township		0	4	**3.24**	**1.18**	**0.76**	39	**Galloway Township**	**1.40**
40	19	Millville City		0	5	**3.91**	**1.27**	**2.15**	40	**Millville City**	**2.18**
41	465	Linwood City		1	2	**5.44**	**0.00**	**0.00**	41	**Linwood City**	**1.11**
	Totals:			7	33	1.02	1.81	2.62			**1.96**

Frequency = ((Y.T.D. LOST TIME ACCIDENT * 200,000) / ADJUSTED HOURS WORKED)
*** Member does not participate in the FUND for Workers' Comp coverage**
**** Member has a higher Self Insured Retention for Workers' Comp and is EXCLUDED from this report**
***** MEMBER WAS NOT ACTIVE FOR THIS FUND YEAR**

2020 Loss Time Accident Frequency as of June 30, 2020 0.84

2021 LOST TIME ACCIDENT FREQUENCY ALL JIFs EXCLUDING SIR MEMBERS/ EXCLUDING COVID CLAIMS

June 30, 2021

FUND	**2021 LOST TIME FREQUENCY**	2020 LOST TIME FREQUENCY	2019 LOST TIME FREQUENCY	**TOTAL RATE * 2021 - 2019**
Monmouth County	**0.53**	0.86	1.30	**0.97**
Burlington County Municipa	**0.62**	1.19	1.25	**1.10**
Morris County	**0.88**	1.23	1.59	**1.30**
Camden County	**0.93**	1.26	1.42	**1.26**
NJ Public Housing Authority	**0.95**	1.59	1.80	**1.54**
Suburban Municipal	**1.01**	1.58	1.81	**1.55**
Atlantic County Municipal J	**1.02**	1.81	2.62	**1.96**
Professional Municipal Man	**1.02**	1.14	2.29	**1.58**
Bergen County	**1.03**	1.25	1.50	**1.31**
Ocean County	**1.06**	1.40	1.83	**1.51**
Suburban Metro	**1.33**	1.62	1.80	**1.65**
Gloucester, Salem, Cumbe	**1.33**	1.56	1.80	**1.61**
Central New Jersey	**1.37**	1.48	1.52	**1.47**
NJ Utility Authorities	**1.50**	2.15	2.62	**2.20**
South Bergen County	**1.81**	1.79	1.69	**1.75**
AVERAGE	**1.09**	1.46	1.79	**1.52**

*** NOTE : lost days may include claims with reserves - where claimant may not yet have had lost time**

Atlantic County Municipal JIF JOINT INSURANCE FUND

2021 LOST TIME ACCIDENT FREQUENCY EXCLUDING SIR MEMBERS/ EXCLUDING COVID CLAIMS

DATA VALUED AS OF July 31, 2021

				# CLAIMS	Y.T.D.	2021	2020	2019			TOTAL
			**	FOR	LOST TIME	LOST TIME	LOST TIME	LOST TIME			RATE
	MEMBER_ID	MEMBER	*	7/31/2021	ACCIDENTS	FREQUENCY	FREQUENCY	FREQUENCY		MEMBER	2021 - 2019
1	1	Avalon Borough		0	0	0.00	2.10	0.51	1	Avalon Borough	1.01
2	2	Brigantine City		0	0	0.00	2.97	0.88	2	Brigantine City	1.48
3	3	Buena Borough		0	0	0.00	0.00	0.00	3	Buena Borough	0.00
4	6	Commercial Township		0	0	0.00	0.00	0.00	4	Commercial Township	0.00
5	7	Deerfield Township		0	0	0.00	0.00	0.00	5	Deerfield Township	0.00
6	8	Dennis Township		0	0	0.00	1.20	1.15	6	Dennis Township	0.94
7	11	Estell Manor City		0	0	0.00	0.00	5.26	7	Estell Manor City	2.15
8	12	Folsom Borough		0	0	0.00	0.00	0.00	8	Folsom Borough	0.00
9	16	Longport Borough		0	0	0.00	1.76	2.65	9	Longport Borough	1.70
10	17	Lower Township		0	0	0.00	2.47	3.56	10	Lower Township	2.28
11	20	Mullica Township		0	0	0.00	0.00	0.00	11	Mullica Township	0.00
12	21	Newfield Borough		0	0	0.00	0.00	0.00	12	Newfield Borough	0.00
13	22	North Wildwood City		0	0	0.00	2.01	3.12	13	North Wildwood City	1.90
14	27	Somers Point City		0	0	0.00	2.16	6.27	14	Somers Point City	3.16
15	28	Stone Harbor Borough		0	0	0.00	0.50	2.48	15	Stone Harbor Borough	1.15
16	31	Waterford Township		0	0	0.00	0.00	0.00	16	Waterford Township	0.00
17	32	West Cape May Borough		0	0	0.00	0.00	0.00	17	West Cape May Borough	0.00
18	33	West Wildwood Borough		0	0	0.00	0.00	3.08	18	West Wildwood Borough	1.05
19	34	Weymouth Township		0	0	0.00	0.00	2.74	19	Weymouth Township	0.98
20	35	Wildwood Crest Borough		0	0	0.00	0.42	0.45	20	Wildwood Crest Borough	0.34
21	36	Woodbine Borough		0	0	0.00	0.00	0.00	21	Woodbine Borough	0.00
22	376	Corbin City		0	0	0.00	0.00	0.00	22	Corbin City	0.00
23	377	Cape May Point Borough		0	0	0.00	0.00	0.00	23	Cape May Point Borough	0.00
24	530	Margate City		0	0	0.00	1.64	0.43	24	Margate City	0.78
25	595	Downe Township		0	0	0.00	0.00	0.00	25	Downe Township	0.00
26	14	Hamilton Township		0	1	0.60	1.54	2.59	26	Hamilton Township	1.72
27	26	Sea Isle City		1	1	0.66	2.95	2.85	27	Sea Isle City	2.42
28	375	Upper Township		0	1	1.22	3.10	5.86	28	Upper Township	3.63
29	5	Cape May City		1	2	1.23	1.12	1.99	29	Cape May City	1.47
30	29	Upper Deerfield Township		0	1	1.94	0.00	1.05	30	Upper Deerfield Township	0.85
31	569	Absecon City		0	1	2.02	3.57	2.38	31	Absecon City	2.76
32	18	Middle Township		1	3	2.03	1.97	3.56	32	Middle Township	2.55
33	23	Northfield City		0	1	2.07	1.14	2.20	33	Northfield City	1.76
34	24	Ocean City		5	8	2.10	2.22	3.94	34	Ocean City	2.86
35	475	Wildwood City		3	4	2.19	1.58	1.64	35	Wildwood City	1.74
36	10	Egg Harbor Township		1	6	2.43	2.02	4.71	36	Egg Harbor Township	3.07
37	30	Ventnor City		1	4	2.67	4.99	1.99	37	Ventnor City	3.32
38	13	Galloway Township		0	4	2.78	1.18	0.76	38	Galloway Township	1.36
39	25	Pleasantville City		2	4	3.42	2.78	10.55	39	Pleasantville City	5.72
40	19	Millville City		1	6	4.03	1.27	2.15	40	Millville City	2.26
41	465	Linwood City		0	2	4.66	0.00	0.00	41	Linwood City	1.07
	Totals:			16	49	1.30	1.81	2.62			2.00

Frequency = ((Y.T.D. LOST TIME ACCIDENT * 200,000) / ADJUSTED HOURS WORKED)
*** Member does not participate in the FUND for Workers' Comp coverage**
**** Member has a higher Self Insured Retention for Workers' Comp and is EXCLUDED from this report**
***** MEMBER WAS NOT ACTIVE FOR THIS FUND YEAR**

2020 Loss Time Accident Frequency as of July 31, 2020 1.07

2021 LOST TIME ACCIDENT FREQUENCY ALL JIFs EXCLUDING SIR MEMBERS/ EXCLUDING COVID CLAIMS

July 31, 2021

FUND	**2021 LOST TIME FREQUENCY**	2020 LOST TIME FREQUENCY	2019 LOST TIME FREQUENCY	**TOTAL RATE * 2021 - 2019**
Burlington County Municipal JIF	**0.61**	1.19	1.25	**1.08**
Monmouth County	**0.69**	0.88	1.30	**1.00**
Professional Municipal Manage	**0.88**	1.25	2.29	**1.57**
Morris County	**1.04**	1.24	1.59	**1.33**
Camden County	**1.05**	1.23	1.42	**1.27**
Suburban Municipal	**1.05**	1.58	1.81	**1.54**
Ocean County	**1.08**	1.48	1.83	**1.53**
Bergen County	**1.15**	1.25	1.50	**1.33**
Gloucester, Salem, Cumberlan	**1.24**	1.56	1.80	**1.58**
Central New Jersey	**1.29**	1.50	1.52	**1.46**
Atlantic County Municipal JIF	**1.30**	1.81	2.62	**2.00**
Suburban Metro	**1.31**	1.62	1.83	**1.65**
NJ Public Housing Authority	**1.36**	1.59	1.80	**1.62**
NJ Utility Authorities	**1.37**	2.25	2.62	**2.19**
South Bergen County	**1.85**	1.79	1.69	**1.76**
AVERAGE	**1.15**	1.48	1.79	**1.53**

*** NOTE : lost days may include claims with reserves - where claimant may not yet have had lost time**

Atlantic County Municipal JIF

From 7/22/2021 To 8/22/2021

Certificate of Insurance Monthly Report

Holder (H)/ Insured Name (I)	Holder / Insured Address	Description of Operations	Issue Date/ Cert ID	Coverage
H - County of Gloucester Board of I - Borough of Newfield	Chosen Freeholders It's Departments & Agencies Attn Highway Permit Dept;PO Box 337 Woodbury, NJ 08096	RE: Coin Drop County of Gloucester, Board of Chosen Freeholders, Its Departments and Agencies are an Additional Insured on the above-referenced Commercial General Liability and Excess Liability Policies if required by written contract as respect to Coin Drops for Newfield Fire Department during the current calendar year. Location: NW Blvd at Intersection of Salem Avenue, Newfield, NJ 08344	7/22/2021 #2971778	GL AU EX WC OTH
H - Cumberland County Office of I - Township of Deerfield	Aging & Diability 800 E Commerce Street Bridgeton, NJ 08302	RE: Senior Center Meal Program Evidence of Insurance as respects to Senior Center Meal Program.	7/27/2021 #2976391	GL AU EX WC
H - Cumberland County Office of I - Township of Deerfield	Aging & Disability 800 E Commerce Street Bridgeton, NJ 08302	RE: Senior Center Meal Program Evidence of Insurance as respects to Senior Center Meal Program.	7/27/2021 #2976395	GL AU EX WC
H - Cumberland County Office of I - Township of Deerfield	Aging & Disability 800 E Commerce Street Bridgeton, NJ 08302	RE: Senior Center Meal Program The Certificate Holder is an Additional Insured on the above-referenced Commercial General Liability and Excess Liability Policies if required by written contract as respect to Senior Center Meal Program.	7/27/2021 #2978074	GL AU EX WC
H - Penske Truck Rental I - City of Millville	616 Orange St Millville, NJ 08332	RE: refrigerated truck The Certificate Holder is an Additional Insured on the above-referenced Commercial General Liability and Excess Liability Policies if required by written contract as respect to rental of a refrigerated truck.	7/28/2021 #2980227	GL AU EX WC OTH
H - Penske Truck Leasing Co. L.P. I - City of Millville	and Its Partners P.O. Box 563 Green Hills Reading, PA 19603	RE: all vehicles leased and/or rented Penske Truck Leasing Co. L.P. and Its Partners is an Additional Insured on the above-referenced Commercial General Liability and Excess Liability Policies and Loss Payee on the Property Policy as their interests may appear as respects to all vehicles leased and/or rented from Penske Truck Leasing Co. L.P. including substitute, extra, permanent replacement, or interim vehicles.	7/28/2021 #2981237	GL AU EX WC OTH
H - Borough of Wildwood Crest I - City of Wildwood	6101 Pacific Avenue Wildwood Crest, NJ 08260	RE: borrowing an ambulance The Certificate Holder is an Additional Insured on the above-referenced Commercial General Liability and Excess Liability Policies if required by written contract as respect to City of Wildwood borrowing an ambulance VIN#	7/30/2021 #2994182	GL AU EX WC OTH

		FDXE4FS7KDC24826		
H - U.S. Municipal I - Township of Upper Deerfield	PO Box 574 Huntingdon, PA 16652	RE: 2013 John Deere Model 6115D Evidence of Insurance with respect to 2013 John Deere Model 6115D w/21' side fold boom DBM-C-A and 50" rotary mower. Tractor Serial #: 1P06115DJDM051548 and Diamond mower Serial #10694	7/30/2021 #2994155	GL AU EX WC OTH
H - Oakview Apartments, LLC I - City of Millville	1701 E. Broad Street Millville, NJ 08332	RE: Rollin Rec Event Oakview Aparments LC and Housing Management Resources, Inc. are an Additional Insured on the above referenced Commercial General Liability and Excess Liability Policies if required by written contract as respect to Rollin Rec Event Basketball, Arts & Crafts, Dodgeball, Games.	7/30/2021 #2994158	GL AU EX WC
H - City of Wildwood I - City of Wildwood	4400 New Jersey Avenue Wildwood, NJ 08260	JIF Blanket Crime: Evidence of Public Employee Dishonesty (Employees & Volunteers) - Coverage O; Forgery and Alteration - Coverage B; Theft, Disappearance and Destruction - Coverage C; Robbery and Safe Burglary - Coverage D; and Computer Fraud with Funds Transfer - Coverage F. Coverage O includes Municipal Court employees not required by law to be individually bonded. Coverage O excludes all Statutory positions (those positions required by law to be individually bonded). MEL Crime Policy: Evidence of Statutory Bond Coverage Coverage O applies to Statutory Court positions such as Magistrate, Court Clerk, Court Administrator and the position of Fire District Treasurer. Evidence of insurance as respects to Statutory Bond coverage for Lori J. Rosensteel - Tax Collector, Effective: 09/01/2012, Donna Dennis - Utilities Collector, Effective: 06/28/2011, and Susan Plaza Treasurer (CFO), Effective 07/14/2021.	7/30/2021 #2994133	OTH
H - U.S. Municipal I - Township of Upper Deerfield	PO Box 574 Huntingdon, PA 16652	RE: Trackless Boom Flail Mower Model MT7 Evidence of Insurance with respect to Trackless Boom Flail Mower Model MT7 serial #130 and Boom Flail Serial #1063.	8/3/2021 #3003360	GL AU EX WC OTH
H - Egg Harbor Township Police I - Township of Egg Harbor	Athletic League 2590 Ridge Avenue Egg Harbor Township, NJ 08234	RE: 2018 Ford Transit VIN# 48223 Certificate Holder is an Additional Insured on the above-referenced Commercial General Liability and Excess Liability Policies and Loss Payee on the Property Policy if required by written contract as respects to a 2018 Ford Transit VIN# 48223.	8/4/2021 #3005518	GL AU EX WC OTH
H - Egg Harbor Township Police I - Township of Egg Harbor	Activities League 2590 Ridge Avenue Egg Harbor Township, NJ 08234	RE: 2018 Ford Transit VIN# 48223 Certificate Holder is an Additional Insured on the above-referenced Commercial General Liability and Excess Liability Policies and Loss Payee on the Property Policy if required by written contract as respects to a 2018 Ford Transit VIN#	8/4/2021 #3005503	GL AU EX WC OTH

Atlantic County Municipal JIF

From 7/22/2021 To 8/22/2021

Certificate of Insurance Monthly Report

		48223.		
H - City of Cape May I - Borough of Cape May Point	643 Washington Street Cape May, NJ 08204	RE: share agreement of use truck value at $125,000 The Certificate Holder is an Additional Insured on the above-referenced Commercial General Liability and Excess Liability Policies if required by written contract as respect to share agreement of use truck value at $125,000	8/5/2021 #3005836	GL AU EX WC OTH
H - Jordan Road School I - City of Somers Point	129 Jordan Road Somers Point, NJ 08244	RE: PTO Back 2 the Books Community Resource Night The Certificate Holder is an Additional Insured on the above-referenced Commercial General Liability and Excess Liability Policies if required by written contract as respect to City of Somers Point Environmental Commission/Green Team is hosting "PTO Back 2 the Books Community Resource Night" during the current calendar year. Four people will oversee the event.	8/12/2021 #3010123	GL AU EX WC
H - Township of Lower I - City of Wildwood	2600 Bayshore Road Villas, NJ 08251	RE: borrowing equip. for Barefoot Country Music Festival The Certificate Holder is an Additional Insured on the above-referenced Commercial General Liability and Excess Liability Policies if required by written contract as respect to Borrowing the following equipment for the Barefoot Country Music Festival: ATV1 - Yamaha Kodiak 450 ($1,425.00). ATV2 - 2005 Polaris Sportsman 700 - I.D. #4XAMH65A75A370235 (3,250.00) ATV2 - 2016 Polaris Off Road - I.D. #3NSRVA573GG832151 ($11,070.00)	8/12/2021 #3010147	GL AU EX WC
H - County of Cape May I - City of Cape May	4 Moore Road Cape May Court House, NJ 08210	RE: Patriot Day The Certificate Holder is an Additional Insured on the above-referenced Commercial General Liability and Excess Liability Policies if required by written contract as respect to Patriot Day Ceremony held during the current calendar year.	8/16/2021 #3010498	GL AU EX WC OTH
H - County of Cape May Prosecutors I - City of Wildwood	110 Justice Way Cape May Court House, NJ 08210	RE: equipment for music festival Evidence of Insurance as respects to equipment leased for country music festival taking place during the current calendar year.	8/16/2021 #3010580	GL AU EX WC
H - Division of State Police I - City of Wildwood	River Road Building 17 PO Box 7068 West Trenton, NJ 08628	RE: (2) trailers for music festival Evidence of Insurance as respects to (2) trailers leased for country music festival taking place during the current calendar year.	8/16/2021 #3010581	GL AU EX WC
H - SealMaster I - Township of Upper	6853 Ruppsville Road Allentown, PA 18106	RE: Leased Rented Equipment (TR 575 and TR-300) Certificate Holder is an Additional Insured on the above-referenced Commercial General Liability and Excess Liability Policies and Loss Payee on the	8/17/2021 #3010734	GL AU EX WC OTH

Atlantic County Municipal JIF

From 7/22/2021 To 8/22/2021

Certificate of Insurance Monthly Report

		Property Policy if required by written contract as respects to Leased Rented Equipment (TR 575 and TR-300) valued at $65,000. Property coverage includes inland marine.		
H - Avalon Rescue Squad, Inc. I - Borough of Avalon	3100 Dune Drive Avalon, NJ 08202	RE: (5) Motorola APEX 8000 radios total value $33,376.50 The Certificate Holder is an Additional Insured on the above-referenced Commercial General Liability and Excess Liability Policies if required by written contract as respect to: (5) Motorola APEX 8000 radios total value $33,376.50 Model: H91TGD9PW6AN Serial No: 579CXK4082 Model: H91TGD9PW6AN Serial No: 579CXK4083 Model: H91TGD9PW6AN Serial No: 579CXK4084 Model: H91TGD9PW6AN Serial No: 579CXK4085 Model: H91TGD9PW6AN Serial No: 579CXK4086	8/17/2021 #3010602	GL AU EX WC OTH
H - County of Atlantic I - City of Ventnor	1333 Atlantic Avenue Atlantic City, NJ 08401	RE: Road closure from Troy Ave to Portland Ave The Certificate Holder is an Additional Insured on the above-referenced Commercial General Liability and Excess Liability Policies if required by written contract as respect to Road closure from Troy Ave to Portland Ave during the current calendar year for the Annual Block Party	8/18/2021 #3010917	GL AU EX WC OTH
H - County of Cumberland 911 I - Borough of Newfield	Training Center 637 Bridgeton Avenue Attn: Highway Permits Dept. Bridgeton, NJ 08302	RE: Use of the Cumberland County Fire & EMS Training Center The Certificate Holder is an Additional Insured on the above-referenced Commercial General Liability and Excess Liability Policies if required by written contract as respect to Use of the Cumberland County Fire & EMS Training center located at 637 Bridgeton Ave, Bridgeton, NJ 08302 for training or any other purpose.	8/18/2021 #3010893	GL AU EX WC OTH
H - County of Gloucester I - Borough of Newfield	Gloucester County Fire Academy 210 County House Road Clarksboro, NJ 08020	RE: Use of Gloucester County Fire Academy Evidence of insurance as respects to Use of the Gloucester County Fire Academy located at 210 County House Road, East Greenwich Township), NJ 08020 for training or any other purpose.	8/18/2021 #3010902	GL AU EX WC OTH
H - Township of Middle I - City of Wildwood	33 Mechanic Street Cape May Court House, NJ 08210	RE: 2011 Kawasaki 4010 Mule Evidence of Insurance as Respects to Borrowing a 2011 Kawasaki 4010 Mule - Model #KAF620M during the current calendar year.	8/18/2021 #3010903	GL AU EX WC
H - City of Sea Isle I - City of Wildwood	233 John F. Kennedy Blvd Sea Isle City, NJ 08243	RE: 2018 Honda Pioneer 700 Evidence of insurance as respects to Borrowing a 2018 Honda Pioneer 700 Side by Side Off Road Vehicle; Model #SXS700M2 during the current calendar year.	8/18/2021 #3010904	GL AU EX WC
H - VSI Rentals, LLC	62 Grove Street	RE: VACALL AJV-1215 Combo Unit Certificate Holder is an	8/19/2021	GL AU EX

I - City of Somers Point	Thorofare, NJ 08086	Additional Insured on the above-referenced Commercial General Liability and Excess Liability Policies if required by written contract as respects to rental of a combination unit truck-jetter vac known as VACALL AJV-1215 Combo Unit for 30 days.	#3013072	WC OTH
H - VSI Rentals, LLC I - City of Somers Point	62 Grove Street Thorofare, NJ 08086	RE: VACALL AJV-1215 Combo Unit Certificate Holder is an Additional Insured on the above-referenced Commercial General Liability and Excess Liability Policies and Loss Payee on the Property Policy if required by written contract as respects to rental of a combination unit truck-jetter vac known as VACALL AJV-1215 Combo Unit for 30 days.	8/19/2021 #3013074	GL AU EX WC OTH
Total # of Holders: 28				

ATLANTIC COUNTY MUNICIPAL FUND
FINANCIAL FAST TRACK REPORT
AS OF June 30, 2021

		THIS MONTH	YTD	PRIOR YEAR END	FUND BALANCE
1.	**UNDERWRITING INCOME**	**4,257,598**	**13,872,091**	**479,397,837**	**493,269,928**
2.	**CLAIM EXPENSES**				
	Paid Claims	819,976	5,598,988	232,878,864	**238,477,851**
	Case Reserves	126,506	(434,002)	17,756,633	**17,322,631**
	IBNR	(416,891)	1,098,568	9,223,384	**10,321,952**
	Recoveries	(28,205)	153,538	(1,076,843)	**(923,306)**
	TOTAL CLAIMS	**501,385**	**6,417,092**	**258,782,037**	**265,199,129**
3.	**EXPENSES**				
	Excess Premiums	507,534	3,045,202	104,772,169	**107,817,370**
	Administrative	267,596	1,592,890	77,643,949	**79,236,839**
	TOTAL EXPENSES	**775,130**	**4,638,091**	**182,416,118**	**187,054,209**
4.	**UNDERWRITING PROFIT (1-2-3)**	2,981,083	2,816,908	38,199,682	41,016,590
5.	**INVESTMENT INCOME**	5,649	83,889	23,133,640	**23,217,530**
6.	**DIVIDEND INCOME**	0	0	2,749,272	**2,749,272**
7.	**STATUTORY PROFIT (4+5+6)**	**2,986,732**	**2,900,797**	**64,082,594**	**66,983,391**
8.	**DIVIDEND**	0	0	42,588,945	**42,588,945**
9	**RCF & MEL Surplus Trigger Assessment**	0	0	967,892	**967,892**
10.	**STATUTORY SURPLUS (7-8-9)**	**2,986,732**	**2,900,797**	**20,525,757**	**23,426,554**

SURPLUS (DEFICITS) BY FUND YEAR

Closed	2,768	35,713	16,375,498	**16,411,211**
MEL JIF Retro	2,334,911	2,338,034	129,945	**2,467,978**
2017	238,051	366,778	2,515,024	**2,881,802**
2018	291,401	(76,798)	355,976	**279,178**
2019	(473,581)	(1,004,970)	(88,115)	**(1,093,085)**
2020	564,593	797,701	1,237,429	**2,035,129**
2021	28,589	444,341		**444,341**
TOTAL SURPLUS (DEFICITS)	**2,986,732**	**2,900,797**	**20,525,757**	**23,426,554**
TOTAL CASH				**49,989,496**

CLAIM ANALYSIS BY FUND YEAR

TOTAL CLOSED YEAR CLAIMS	**(550)**	**(740)**	**209,011,031**	**209,010,291**
FUND YEAR 2017				
Paid Claims	56,771	679,485	8,383,575	**9,063,061**
Case Reserves	(90,943)	(938,515)	2,807,637	**1,869,122**
IBNR	(203,387)	(99,739)	188,362	**88,623**
Recoveries	-	0	0	**0**
TOTAL FY 2017 CLAIMS	**(237,559)**	**(358,768)**	**11,379,575**	**11,020,806**
FUND YEAR 2018				
Paid Claims	147,943	1,149,707	7,644,958	**8,794,665**
Case Reserves	(220,324)	(806,894)	4,842,887	**4,035,993**
IBNR	(218,500)	(257,472)	971,249	**713,777**
Recoveries	-	0	0	**0**
TOTAL FY 2018 CLAIMS	**(290,881)**	**85,341**	**13,459,094**	**13,544,435**
FUND YEAR 2019				
Paid Claims	82,151	1,027,576	6,172,897	**7,200,473**
Case Reserves	75,453	334,952	4,711,510	**5,046,462**
IBNR	316,590	(349,017)	2,392,969	**2,043,951**
Recoveries	0	0	0	**0**
TOTAL FY 2019 CLAIMS	**474,195**	**1,013,511**	**13,277,375**	**14,290,886**
FUND YEAR 2020				
Paid Claims	198,479	1,687,951	2,976,301	**4,664,251**
Case Reserves	(99,407)	(1,013,604)	4,201,722	**3,188,119**
IBNR	(646,820)	(1,761,910)	5,553,783	**3,791,873**
Recoveries	(15,889)	303,116	(1,076,843)	**(773,728)**
TOTAL FY 2020 CLAIMS	**(563,637)**	**(784,447)**	**11,654,962**	**10,870,515**
FUND YEAR 2021				
Paid Claims	335,182	1,055,009		**1,055,009**
Case Reserves	461,727	1,990,058		**1,990,058**
IBNR	335,225	3,566,707		**3,566,707**
Recoveries	(12,317)	(149,578)		**(149,578)**
TOTAL FY 2021 CLAIMS	**1,119,817**	**6,462,196**		**6,462,196**
COMBINED TOTAL CLAIMS	**501,385**	**6,417,092**	**258,782,037**	**265,199,129**

This report is based upon information which has not been audited nor certified by an actuary and as such may not truly represent the condition of the fund.

Fund Year 2020 and Fund Year 2021 Claims reflect anticipated recoverable amounts from the MEL of $1,126,734 and $333,684 respectively for COVID 19 Workers Compensation claims.

ATLANTIC COUNTY MUNICIPAL FUND
FINANCIAL FAST TRACK REPORT
AS OF July 31, 2021

		THIS MONTH	YTD	PRIOR YEAR END	FUND BALANCE
1.	**UNDERWRITING INCOME**	**1,922,898**	**15,794,989**	**479,397,837**	**495,192,827**
2.	**CLAIM EXPENSES**				
	Paid Claims	791,281	6,390,268	232,878,864	**239,269,132**
	Case Reserves	154,085	(279,917)	17,756,633	**17,476,717**
	IBNR	227,618	1,326,187	9,223,384	**10,549,570**
	Recoveries	(96,014)	57,524	(1,076,843)	**(1,019,319)**
	TOTAL CLAIMS	**1,076,970**	**7,494,062**	**258,782,037**	**266,276,100**
3.	**EXPENSES**				
	Excess Premiums	507,534	3,552,735	104,772,169	**108,324,904**
	Administrative	309,376	1,902,266	77,643,949	**79,546,215**
	TOTAL EXPENSES	**816,910**	**5,455,001**	**182,416,118**	**187,871,119**
4.	**UNDERWRITING PROFIT (1-2-3)**	29,018	2,845,926	38,199,682	41,045,608
5.	**INVESTMENT INCOME**	86,158	170,047	23,133,640	**23,303,687**
6.	**DIVIDEND INCOME**	0	0	2,749,272	**2,749,272**
7.	**STATUTORY PROFIT (4+5+6)**	**115,176**	**3,015,973**	**64,082,594**	**67,098,567**
8.	**DIVIDEND**	0	0	42,588,945	**42,588,945**
9	**RCF & MEL Surplus Trigger Assessment**	0	0	967,892	**967,892**
10.	**STATUTORY SURPLUS (7-8-9)**	**115,176**	**3,015,973**	**20,525,757**	**23,541,730**

SURPLUS (DEFICITS) BY FUND YEAR

Closed	35,354	71,067	16,375,498	**16,446,565**
MEL JIF Retro	3,463	2,341,497	129,945	**2,471,442**
2017	7,963	374,741	2,515,024	**2,889,765**
2018	8,279	(68,519)	355,976	**287,457**
2019	9,910	(995,060)	(88,115)	**(1,083,175)**
2020	15,314	813,015	1,237,429	**2,050,444**
2021	34,892	479,233		**479,233**
TOTAL SURPLUS (DEFICITS)	**115,176**	**3,015,973**	**20,525,757**	**23,541,730**
TOTAL CASH				**47,956,679**

CLAIM ANALYSIS BY FUND YEAR

TOTAL CLOSED YEAR CLAIMS	**(62)**	**(802)**	**209,011,031**	**209,010,229**
FUND YEAR 2017				
Paid Claims	32,102	711,587	8,383,575	**9,095,163**
Case Reserves	(50,949)	(989,464)	2,807,637	**1,818,173**
IBNR	18,847	(80,892)	188,362	**107,471**
Recoveries	-	0	0	**0**
TOTAL FY 2017 CLAIMS	**0**	**(358,768)**	**11,379,575**	**11,020,806**
FUND YEAR 2018				
Paid Claims	64,498	1,214,205	7,644,958	**8,859,163**
Case Reserves	(136,800)	(943,694)	4,842,887	**3,899,193**
IBNR	72,302	(185,170)	971,249	**786,079**
Recoveries	-	0	0	**0**
TOTAL FY 2018 CLAIMS	**0**	**85,341**	**13,459,094**	**13,544,435**
FUND YEAR 2019				
Paid Claims	126,136	1,153,712	6,172,897	**7,326,609**
Case Reserves	(21,464)	313,489	4,711,510	**5,024,998**
IBNR	(104,673)	(453,690)	2,392,969	**1,939,279**
Recoveries	0	0	0	**0**
TOTAL FY 2019 CLAIMS	**(0)**	**1,013,511**	**13,277,375**	**14,290,886**
FUND YEAR 2020				
Paid Claims	229,826	1,917,777	2,976,301	**4,894,077**
Case Reserves	(165,056)	(1,178,659)	4,201,722	**3,023,063**
IBNR	7,611	(1,754,298)	5,553,783	**3,799,485**
Recoveries	(72,381)	230,734	(1,076,843)	**(846,109)**
TOTAL FY 2020 CLAIMS	**0**	**(784,447)**	**11,654,962**	**10,870,515**
FUND YEAR 2021				
Paid Claims	338,781	1,393,790		**1,393,790**
Case Reserves	528,354	2,518,412		**2,518,412**
IBNR	233,530	3,800,237		**3,800,237**
Recoveries	(23,632)	(173,210)		**(173,210)**
TOTAL FY 2021 CLAIMS	**1,077,033**	**7,539,228**		**7,539,228**
COMBINED TOTAL CLAIMS	**1,076,970**	**7,494,062**	**258,782,037**	**266,276,100**

This report is based upon information which has not been audited nor certified by an actuary and as such may not truly represent the condition of the fund.

Fund Year 2020 and Fund Year 2021 Claims reflect anticipated recoverable amounts from the MEL of $1,191,769 and $358,157 respectively for COVID 19 Workers Compensation claims.

Atlantic County Municipal Joint Insurance Fund

<u>Monthly</u> Regulatory Filing Check List

Fund Year 2021 for Month of August

ITEM	FILING STATUS
Meeting Minutes	9/16/21
Bylaws Amendments	N/A
Risk Management Program Changes	N/A
New Member Filings	N/A
Supplemental Assessments/Contributions	N/A
Budget Amendments (transfers, etc.)	N/A
Surplus Distribution (refunds/dividends)	N/A
Changes/Amendments/Additions to Service Providers	N/A
Executive Committee Changes	N/A

Atlantic County Municipal Joint Insurance Fund

<u>Annual</u> Regulatory Filing Check List

Year: January 1, 2021 – December 31, 2021

ITEM	FILING STATUS
Ethics Filings *(Notification emailed to FC's and Prof's)*	4/29/21
Renewal Resolutions and Indemnity & Trust Agreements	
Budget and Actuarial Certification/Opinion Letter	12/31/20
Annual Assessments/Contributions	12/31/20
Supplemental Assessments/Contributions	N/A
Risk Management Program	2/9/21
Annual Certified Audit	7/15/21
List of Fund Commissioners & Executive Committee	2/9/21
Identity of Administrator	2/9/21
Identity of Treasurer	2/9/21
Excess Insurance /Group Purchase Insurance/Reinsurance Policies	2/9/21
Withdrawals	N/A
Exhibit A – Certification of JIF Fund Professionals	2/9/21
Exhibit B - Certification of JIF Data Forms	N/A
Exhibit D - New Member Filings	N/A
New Service Providers	2/9/21
Annual Reorganization Resolutions, including Cash Management Plan	2/9/21

Professionals	Contract	Gen Ins.	Fidelity	E & O	Surety
Actuary – Actuarial Advantage	X	8/7/22	N/A	7/16/22	N/A
Administrative Consultant PERMA	X	12/10/21	N/A	12/10/21	N/A
Administrator - AJG	X	10/1/21	5/1/20	10/1/21	N/A
Asset Manager – Wilmington Trust	X	10/1/21	JIF	10/1/21	N/A
Banking – M & T	X	N/A	10/1/21	N/A	N/A
Attorney - DeWeese	X	9/1/21	N/A	9/1/21	N/A
Attorney (Subrogation) - DeWeese	X	9/1/21	N/A	9/1/21	N/A
Attorney (Conflict)-Lou Greco	X	10/15/21	N/A	10/15/21	N/A
Auditor- Bowman	X	8/1/21	N/A	N/A	N/A
Claims Administrator – Qual-Lynx	X	4/29/22	4/3/22	6/30/22	12/31/18
Managed Care - QualCare	X	4/29/22	N/A	6/30/22	N/A
Payroll Auditor - Bowman	X	8/1/21	N/A	8/1/21	N/A
Property Appraiser - Assetworks	X	9/27/21	N/A	9/27/21	N/A
Safety Director – JA Montgomery	X	12/10/21	N/A	12/10/21	N/A
Underwriting Manager – Conner Strong	X	12/10/21	N/A	12/10/21	N/A
Website – Joyce Media	X	N/A	N/A	N/A	N/A
Treasurer – J. Hansen	X	N/A	5/1/18	N/A	N/A
Recording Secretary - T. Forlenza	X	N/A	N/A	N/A	N/A
Wellness Director – Jordan Simone	X	N/A	N/A	N/A	N/A

Atlantic County Municipal Joint Insurance Fund

2020 SIP Qualifiers Award

Member	Town	Opening	January	February	March	April	May	June	July	August	September	October	November	December	Paid in	**Total YTD**	*Ending*	Encumb	*Lunch*
Municipality	Size	Balance	2021	2021	2021	2021	2021	2021	2021	2021	2021	2021	2021	2021	2022	**Expenses**	*Balance*	Funds	*$10 PP*
Absecon	M	2,500.00				2,500.00										*2,500.00*	*0.00*		*NA*
Avalon	M	2,500.00														*0.00*	*2,500.00*		*NA*
Brigantine	L	2,750.00														*0.00*	*2,750.00*		*NA*
Buena	S	2,250.00														*0.00*	*2,250.00*		*NA*
Cape May	L	2,750.00				2,750.00										*2,750.00*	*0.00*		*NA*
Cape May Point	XS	2,000.00				2,000.00										*2,000.00*	*0.00*		*NA*
Commercial	XS	2,000.00														*0.00*	*2,000.00*		*NA*
Corbin City	XS	2,000.00				2,000.00										*2,000.00*	*0.00*		*NA*
Deerfield	XS	2,000.00														*0.00*	*2,000.00*		*NA*
Dennis	S	2,250.00				2,250.00										*2,250.00*	*0.00*		*NA*
Downe	XS	2,000.00				2,000.00										*2,000.00*	*0.00*		*NA*
Egg Harbor Twp.	XL	3,000.00				3,000.00										*3,000.00*	*0.00*		*NA*
Estell Manor	XS	2,000.00				2,000.00										*2,000.00*	*0.00*		*NA*
Folsom	XS	2,000.00				2,000.00										*2,000.00*	*0.00*		*NA*
Galloway	L	2,750.00				2,750.00										*2,750.00*	*0.00*		*NA*
Hamilton	L	2,750.00					2,750.00									*2,750.00*	*0.00*		*NA*
Linwood	M	2,500.00														*0.00*	*2,500.00*		*NA*
Longport	S	2,250.00				2,250.00										*2,250.00*	*0.00*		*NA*
Lower	L	2,750.00														*0.00*	*2,750.00*		*NA*
Margate	L	2,750.00								2,750.00						*2,750.00*	*0.00*		*NA*
Middle	L	2,750.00														*0.00*	*2,750.00*		*NA*
Millville	XL	3,000.00				3,000.00										*3,000.00*	*0.00*		*NA*
Mullica	S	2,250.00				2,250.00										*2,250.00*	*0.00*		*NA*
Newfield	XS	2,000.00														*0.00*	*2,000.00*		*NA*
North Wildwood	M	2,500.00														*0.00*	*2,500.00*		*NA*
Northfield	M	2,500.00				2,500.00										*2,500.00*	*0.00*		*NA*
Ocean City	XL	3,000.00				3,000.00										*3,000.00*	*0.00*		*NA*
Pleasantville	XL	3,000.00					3,000.00									*3,000.00*	*0.00*		*NA*
Sea Isle City	L	2,750.00				1,355.00	225.40		690.60							*2,271.00*	*479.00*		*NA*
Somers Point	M	2,500.00														*0.00*	*2,500.00*		*NA*
Stone Harbor	M	2,500.00														*0.00*	*2,500.00*		*NA*
Upper Twp.	M	2,500.00														*0.00*	*2,500.00*		*NA*
Upper Deerfield	S	2,250.00														*0.00*	*2,250.00*		*NA*
Ventnor	L	2,750.00														*0.00*	*2,750.00*		*NA*
Waterford	M	2,500.00				2,500.00										*2,500.00*	*0.00*		*NA*
West Cape May	XS	2,000.00														*0.00*	*2,000.00*		*NA*
West Wildwood	XS	2,000.00														*0.00*	*2,000.00*		*NA*
Weymouth	XS	2,000.00				2,000.00										*2,000.00*	*0.00*		*NA*
Wildwood	XL	3,000.00				3,000.00										*3,000.00*	*0.00*		*NA*
Wildwood Crest	M	2,500.00				2,500.00										*2,500.00*	*0.00*		*NA*
Woodbine	XS	2,000.00														*0.00*	*2,000.00*		*NA*
Total By Line		$100,000.00	0.00	0.00	0.00	47,605.00	5,975.40	0.00	690.60	2,750.00	0.00	0.00	0.00	0.00	0.00	57,021.00	42,979.00		

Must be Claimed or Encumbered by December 31, 2021. All Encumbered Funds Must be Claimed by February 1, 2022

Atlantic County Municipal Joint Insurance Fund

2021 Optional Safety Budget

Member	Opening	January	February	March	April	May	June	July	August	September	October	November	December	Paid	Total YTD	Remaining	Date
Municipality	Balance	2021	2021	2021	2021	2021	2021	2021	2021	2021	2021	2021	2021	2022	Paid	Balance	Encumbered
Absecon City																	
Avalon Borough	$1,500.00														$0.00	$1,500.00	
Brigantine City																	
Buena Borough																	
Cape May City	$1,500.00														$0.00	$1,500.00	
Cape May Point	$1,000.00														$0.00	$1,000.00	
Commercial Township	$1,500.00								$329.73						$329.73	$1,170.27	
Corbin City																	
Deerfield Township																	
Dennis Township																	
Downe Township (New for 2021)	$1,000.00														$0.00	$1,000.00	
Egg Harbor Township																	
Estell Manor City																	
Folsom Borough																	
Galloway Township																	
Hamilton Township	$2,000.00														$0.00	$2,000.00	
Linwood	$1,500.00														$0.00	$1,500.00	
Longport Borough																	
Lower Township	$2,000.00														$0.00	$2,000.00	
Margate City																	
Middle Township																	
Millville City																	
Mullica Township																	
Newfield Borough	$1,000.00														$0.00	$1,000.00	
North Wildwood City																	
Northfield City	$1,500.00									$1,500.00					$1,500.00	$0.00	
Ocean City	$2,500.00														$0.00	$2,500.00	
Pleasantville City	$2,500.00														$0.00	$2,500.00	
Sea Isle City																	
Somers Point City																	
Stone Harbor	$1,500.00														$0.00	$1,500.00	
Upper Township																	
Upper Deerfield Township																	
Ventnor City																	
Waterford Township	$1,500.00							$1,178.85							$1,178.85	$321.15	
West Cape May	$1,000.00														$0.00	$1,000.00	
West Wildwood																	
Weymouth Township	$1,000.00														$0.00	$1,000.00	
Wildwood City	$2,500.00														$0.00	$2,500.00	
Wildwood Crest Borough																	
Woodbine Borough																	
Total By Line	$27,000.00	$0.00	$0.00	$0.00	$0.00	$0.00	$0.00	$1,178.85	$329.73	$1,500.00	$0.00	$0.00	$0.00	$0.00	$3,008.58	$23,991.42	

Must be Claimed or Encumbered by December 31, 2021. All Encumbered Funds Must be Claimed by February 1, 2022

24 NO OSB

16 OSB

Atlantic County Municipal Joint Insurance Fund
2021 WELLNESS INCENTIVE PROGRAM ALLOWANCE

Member Municipality	Opening Balance	January 2021	February 2021	March 2021	April 2021	May 2021	June 2021	July 2021	August 2021	Sept. 2021	October 2021	November 2021	December 2021	Paid in 2022	Total YTD Paid	Remaining Balance	Date Encumbered
Absecon	800.00														0.00	$800.00	
Avalon	1,000.00														0.00	$1,000.00	
Brigantine	1,500.00														0.00	$1,500.00	
Buena	600.00														0.00	$600.00	
Cape May City	1,000.00									877.00					877.00	$123.00	
Cape May Point	275.00														0.00	$275.00	
Commercial	275.00														0.00	$275.00	
Corbin City	275.00														0.00	$275.00	
Deerfield	275.00														0.00	$275.00	
Dennis	600.00														0.00	$600.00	
Downe Township	275.00														0.00	$275.00	
Egg Harbor Twp.	1,500.00														0.00	$1,500.00	
Estell Manor	275.00														0.00	$275.00	
Folsom	275.00					189.96									189.96	$85.04	
Galloway	1,000.00														0.00	$1,000.00	
Hamilton	1,000.00														0.00	$1,000.00	
Linwood	800.00														0.00	$800.00	
Longport	800.00														0.00	$800.00	
Lower	1,000.00								1,000.00						1,000.00	$0.00	
Margate	1,500.00														0.00	$1,500.00	
Middle	1,000.00														0.00	$1,000.00	
Millville	1,500.00														0.00	$1,500.00	
Mullica	600.00														0.00	$600.00	
Newfield	275.00														0.00	$275.00	
North Wildwood	1,000.00								339.99						339.99	$660.01	
Northfield	800.00														0.00	$800.00	
Ocean City	1,500.00														0.00	$1,500.00	
Pleasantville	1,500.00														0.00	$1,500.00	
Sea Isle City	1,000.00														0.00	$1,000.00	
Somers Point	1,000.00														0.00	$1,000.00	
Stone Harbor	1,000.00														0.00	$1,000.00	
Upper Twp.	800.00														0.00	$800.00	
Upper Deerfield	600.00														0.00	$600.00	
Ventnor	1,500.00														0.00	$1,500.00	
Waterford	800.00							800.00							800.00	$0.00	
West Cape May	275.00														0.00	$275.00	
West Wildwood	275.00					88.71									88.71	$186.29	
Weymouth	275.00														0.00	$275.00	
Wildwood	1,500.00														0.00	$1,500.00	
Wildwood Crest	1,000.00														0.00	$1,000.00	
Woodbine	275.00														0.00	$275.00	
Total By Line	$33,500.00	$0.00	$0.00	$0.00	$0.00	$278.67	$0.00	$800.00	$1,339.99	$877.00	$0.00	$0.00	$0.00	$0.00	$3,295.66	$30,204.34	

Must be claimed or encumbered by December 31, 2021. Encumbered Funds need to be claimed by February 1, 2022

Updated as of 9/7/2021

Atlantic County Municipal Joint Insurance Fund
2021 EPL/CYBER Risk Management Budget

Member Municipality	Opening Balance	January 2021	February 2021	March 2021	April 2021	May 2021	June 2021	July 2021	August 2021	Sept. 2021	October 2021	November 2021	December 2021	Paid in 2022	Total YTD Expenses	Ending Balance	Date Encumbered
Absecon	725.00														0.00	$725.00	
Avalon	725.00														0.00	$725.00	
Brigantine	725.00														0.00	$725.00	
Buena	725.00														0.00	$725.00	
Cape May City	725.00														0.00	$725.00	
Cape May Point	725.00														0.00	$725.00	
Commercial	725.00														0.00	$725.00	
Corbin City	725.00														0.00	$725.00	
Deerfield	725.00														0.00	$725.00	
Dennis	725.00														0.00	$725.00	
Downe Township	725.00														0.00	$725.00	
Egg Harbor Twp.	725.00														0.00	$725.00	
Estell Manor	725.00														0.00	$725.00	
Folsom	725.00														0.00	$725.00	
Galloway	725.00				725.00										725.00	$0.00	
Hamilton	725.00														0.00	$725.00	
Linwood	725.00														0.00	$725.00	
Longport	725.00														0.00	$725.00	
Lower	725.00														0.00	$725.00	
Margate	725.00														0.00	$725.00	
Middle	725.00														0.00	$725.00	
Millville	725.00														0.00	$725.00	
Mullica	725.00							725.00							725.00	$0.00	
Newfield	725.00														0.00	$725.00	
North Wildwood	725.00														0.00	$725.00	
Northfield	725.00														0.00	$725.00	
Ocean City	725.00														0.00	$725.00	
Pleasantville	725.00														0.00	$725.00	
Sea Isle City	725.00														0.00	$725.00	
Somers Point	725.00														0.00	$725.00	
Stone Harbor	725.00									725.00					725.00	$0.00	
Upper Twp.	725.00														0.00	$725.00	
Upper Deerfield	725.00														0.00	$725.00	
Ventnor	725.00														0.00	$725.00	
Waterford	725.00														0.00	$725.00	
West Cape May	725.00														0.00	$725.00	
West Wildwood	725.00														0.00	$725.00	
Weymouth	725.00														0.00	$725.00	
Wildwood	725.00														0.00	$725.00	
Wildwood Crest	725.00														0.00	$725.00	
Woodbine	725.00														0.00	$725.00	
Total By Line	$29,725.00	$0.00	$0.00	$0.00	$725.00	$0.00	$0.00	$725.00	$0.00	$725.00	$0.00	$0.00	$0.00	$0.00	$2,175.00	$27,550.00	

Must be Claimed or Encumbered by December 31, 2021. All Encumbered Claims Must be Claimed by February 1, 2022

Updated as of 9/7/2021

MUNICIPAL EXCESS LIABILITY JOINT INSURANCE FUND
EMPLOYMENT PRACTICES COMPLIANCE STATUS - Atlantic County JIF
Data Valued As of : August 4, 2021

Total Participating Members	**41**
Complaint	**41**
Percent Compliant	100.00%

Member Name	*	Checklist Submitted	Compliant	01/01/21 EPL Deductible		2021 POL Deductible	Co-Insurance 01/01/21
ABSECON		Yes	Yes	$ 10,000		$ 10,000	0%
AVALON		Yes	Yes	$ 5,000		$ 5,000	0%
BRIGANTINE		Yes	Yes	$ 20,000		$ 20,000	20% of 1st 250K
BUENA		Yes	Yes	$ 20,000		$ 20,000	20% of 1st 250K
CAPE MAY		Yes	Yes	$ 20,000	Police have $100,000 EPL deductible	$ 20,000	20% of 1st 250K
CAPE MAY POINT		Yes	Yes	$ 2,500		$ 2,500	0%
COMMERCIAL		Yes	Yes	$ 5,000		$ 5,000	0%
CORBIN CITY		Yes	Yes	$ 2,500		$ 2,500	0%
DEERFIELD		Yes	Yes	$ 10,000		$ 10,000	0%
DENNIS		Yes	Yes	$ 20,000		$ 20,000	20% of 1st 250K
DOWNE TOWNSHIP		Yes	Yes	$ 20,000		$ 20,000	0%
EGG HARBOR TOWNSHIP		Yes	Yes	$ 20,000		$ 20,000	20% of 1st 250K
ESTELL MANOR		Yes	Yes	$ 20,000		$ 20,000	20% of 1st 250K
FOLSOM		Yes	Yes	$ 50,000		$ 50,000	20% of 1st 250K
GALLOWAY		Yes	Yes	$ 20,000		$ 20,000	20% of 1st 100K
HAMILTON		Yes	Yes	$ 10,000		$ 10,000	20% of 1st 100K
LINWOOD		Yes	Yes	$ 20,000		$ 20,000	0%
LONGPORT		Yes	Yes	$ 20,000		$ 20,000	20% of 1st 250K
LOWER		Yes	Yes	$ 20,000		$ 20,000	20% of 1st 250K
MARGATE		Yes	Yes	$ 10,000		$ 10,000	20% of 1st 100K
MIDDLE		Yes	Yes	$ 20,000		$ 20,000	20% of 1st 250K
MILLVILLE		Yes	Yes	$ 20,000		$ 20,000	20% of 1st 250K
MULLICA		Yes	Yes	$ 20,000		$ 20,000	0%
NEWFIELD		Yes	Yes	$ 2,500		$ 2,500	0%
NORTH WILDWOOD		Yes	Yes	$ 20,000		$ 20,000	0%
NORTHFIELD		Yes	Yes	$ 20,000	50000 POLICE DEDUCTIBLE	$ 20,000	20% of 1st 250K
OCEAN CITY		Yes	Yes	$ 20,000		$ 20,000	20% of 1st 100K
PLEASANTVILLE		Yes	Yes	$ 20,000	$50,000 Police EPL Deductible	$ 20,000	20% of 1st 250K
SEA ISLE CITY		Yes	Yes	$ 5,000		$ 5,000	0%
SOMERS POINT		Yes	Yes	$ 20,000		$ 20,000	20% of 1st 100K
STONE HARBOR		Yes	Yes	$ 20,000		$ 20,000	0%
UPPER		Yes	Yes	$ 20,000		$ 20,000	20% of 1st 250K
UPPER DEERFIELD		Yes	Yes	$ 20,000		$ 20,000	0%
VENTNOR		Yes	Yes	$ 10,000		$ 10,000	20% of 1st 100K
WATERFORD		Yes	Yes	$ 20,000		$ 20,000	20% of 1st 250K
WEST CAPE MAY		Yes	Yes	$ 20,000		$ 20,000	20% of 1st 250K
WEST WILDWOOD		Yes	Yes	$ 20,000	$50K Police Deductible	$ 20,000	20% of 1st 250K
WEYMOUTH		Yes	Yes	$ 20,000		$ 20,000	20% of 1st 250K
WILDWOOD CITY		Yes	Yes	$ 20,000		$ 20,000	20% of 1st 250K
WILDWOOD CREST		Yes	Yes	$ 5,000		$ 5,000	0%
WOODBINE		Yes	Yes	$ 20,000		$ 20,000	20% of 1st 250K

* Member does NOT participate in EPL coverage

MUNICIPAL EXCESS LIABILITY JOINT INSURANCE FUND
EMPLOYMENT PRACTICES COMPLIANCE STATUS - Atlantic County JIF
Data Valued As of : September 7, 2021

Total Participating Members	**41**
Complaint	**41**
Percent Compliant	100.00%

Member Name	*	Checklist Submitted	Compliant	01/01/21 EPL Deductible		2021 POL Deductible
ABSECON		Yes	Yes	$ 10,000		$ 10,000
AVALON		Yes	Yes	$ 5,000		$ 5,000
BRIGANTINE		Yes	Yes	$ 20,000		$ 20,000
BUENA		Yes	Yes	$ 20,000		$ 20,000
CAPE MAY		Yes	Yes	$ 20,000	Police have $100,000 EPL deductible	$ 20,000
CAPE MAY POINT		Yes	Yes	$ 2,500		$ 2,500
COMMERCIAL		Yes	Yes	$ 5,000		$ 5,000
CORBIN CITY		Yes	Yes	$ 2,500		$ 2,500
DEERFIELD		Yes	Yes	$ 10,000		$ 10,000
DENNIS		Yes	Yes	$ 20,000		$ 20,000
DOWNE TOWNSHIP		Yes	Yes	$ 20,000		$ 20,000
EGG HARBOR TOWNSHIP		Yes	Yes	$ 20,000		$ 20,000
ESTELL MANOR		Yes	Yes	$ 20,000		$ 20,000
FOLSOM		Yes	Yes	$ 50,000		$ 50,000
GALLOWAY		Yes	Yes	$ 20,000		$ 20,000
HAMILTON		Yes	Yes	$ 10,000		$ 10,000
LINWOOD		Yes	Yes	$ 20,000		$ 20,000
LONGPORT		Yes	Yes	$ 20,000		$ 20,000
LOWER		Yes	Yes	$ 20,000		$ 20,000
MARGATE		Yes	Yes	$ 10,000		$ 10,000
MIDDLE		Yes	Yes	$ 20,000		$ 20,000
MILLVILLE		Yes	Yes	$ 20,000		$ 20,000
MULLICA		Yes	Yes	$ 20,000		$ 20,000
NEWFIELD		Yes	Yes	$ 2,500		$ 2,500
NORTH WILDWOOD		Yes	Yes	$ 20,000		$ 20,000
NORTHFIELD		Yes	Yes	$ 20,000	50000 POLICE DEDUCTIBLE	$ 20,000
OCEAN CITY		Yes	Yes	$ 20,000		$ 20,000
PLEASANTVILLE		Yes	Yes	$ 20,000	$50,000 Police EPL Deductible	$ 20,000
SEA ISLE CITY		Yes	Yes	$ 5,000		$ 5,000
SOMERS POINT		Yes	Yes	$ 20,000		$ 20,000
STONE HARBOR		Yes	Yes	$ 20,000		$ 20,000
UPPER		Yes	Yes	$ 20,000		$ 20,000
UPPER DEERFIELD		Yes	Yes	$ 20,000		$ 20,000
VENTNOR		Yes	Yes	$ 10,000		$ 10,000
WATERFORD		Yes	Yes	$ 20,000		$ 20,000
WEST CAPE MAY		Yes	Yes	$ 20,000		$ 20,000
WEST WILDWOOD		Yes	Yes	$ 20,000	$50K Police Deductible	$ 20,000
WEYMOUTH		Yes	Yes	$ 20,000		$ 20,000
WILDWOOD CITY		Yes	Yes	$ 20,000		$ 20,000
WILDWOOD CREST		Yes	Yes	$ 5,000		$ 5,000
WOODBINE		Yes	Yes	$ 20,000		$ 20,000

* Member does NOT participate in EPL coverage

Member	Approval Status - Tier 1	Approval Status - Tier 2	Approval Status - Tier 3
Absecon City			
Avalon Borough			
Brigantine City			
Buena Borough			
Cape May City			
Cape May Point Borough			
Commercial Township			
Corbin City	Pending	Pending	Pending
Deerfield Township			
Dennis Township			
Downe Township			
Egg Harbor Township			
Estell Manor City			
Folsom Borough			
Galloway Township			
Hamilton Township			
Linwood City			
Longport Borough			
Lower Township			
Margate City			
Middle Township			
Millville City			
Mullica Township	Pending	Pending	Pending
Newfield Borough			
North Wildwood City			
Northfield City			
Ocean City			
Pleasantville City			
Sea Isle City			
Somers Point City			
Stone Harbor Borough			
Upper Deerfield Township			
Upper Township			
Ventnor City			
Waterford Township			
West Cape May Borough			
West Wildwood Borough			
Weymouth Township			
Wildwood City			
Wildwood Crest Borough			
Woodbine Borough			

MEL Grandfathered Cyber Risk Compliance Report

If your town is not listed below, then your municipality is not currently in compliance with Version 1 or 2 of the MEL Cyber Risk Management Program.

MEMBER	TIER 1	TIER 2
Absecon City	Approved	Approved
Brigantine City	Approved	Approved
Buena Borough	Approved	Approved
Cape May City	Approved	Approved
Cape May Point Borough	Approved	Approved
Commercial Township	Approved	Incomplete
Corbin City	Approved	Approved
Dennis Township	Approved	Incomplete
Egg Harbor Township	Approved	Approved
Estell Manor City	Approved	Approved
Folsom Borough	Approved	Approved
Linwood City	Approved	Approved
Longport Borough	Approved	Approved
Margate City	Approved	Approved
Middle Township	Approved	Incomplete
Mullica Township	Approved	Approved
North Wildwood City	Approved	Incomplete
Northfield City	Approved	Approved
Ocean City	Approved	Approved
Pleasantville City	Approved	Approved
Sea Isle City	Approved	Incomplete
Somers Point City	Approved	Approved
Upper Deerfield Township	Approved	Approved
Upper Township	Approved	Approved
Ventnor City	Approved	Approved
Waterford Township	Approved	Approved
West Cape May Borough	Approved	Approved
Weymouth Township	Approved	Approved
Wildwood Crest Borough	Approved	Approved

TIER 1			TIER 2		
APPROVED	INCOMPLETE	NO RESPONSE	APPROVED	INCOMPLETE	NO RESPONSE
29	0	0	24	5	0

Name	Applicant	Position	Date	Delete	Active	Status
Absecon City	Jessica Snyder	Tax Collector	06/01/2019		Yes	Approved
Absecon City	Jessica Thompson	CFO - Treasurer	01/01/2020		Yes	Approved
Avalon Borough	James V. Craft	Treasurer (CFO-Crime)	12/06/2007		Yes	Approved
Avalon Borough	James A. Thatcher	Library Treasurer	11/14/2007		Yes	Approved
Avalon Borough	Connie L. DiCola	Tax Collector	01/01/2007	01/01/2017	No	Approved
Avalon Borough	Alexis Coan	Tax Collector	09/01/2016	01/31/2021	No	Approved
Avalon Borough	Eleanor Cifaloglio	Tax Collector	02/01/2021		Yes	Approved
Brigantine City	Dana Wineland	Tax Collector	01/13/2007		Yes	Approved
Brigantine City	Roxanne Tosto	CFO - Treasurer	11/17/2020		Yes	Approved
Buena Borough	Maryann Coraluzzo	Tax Collector	01/01/2007		Yes	Approved
Buena Borough	Cynthia LoGuidice	Treasurer	10/01/2013		Yes	Approved
Cape May City	Neil Young	Treasurer	09/30/2013		Yes	Approved
Cape May City	Joann Bradley	Tax Collector	02/07/2017	01/01/2019	No	Approved
Cape May City	Bruce A. MacLeod	Tax Collector	08/20/2007	02/07/2017	No	Approved
Cape May City	Deborah Lindholm	Tax Collector	01/01/2019		Yes	Approved
Cape May Point Borough	James Craft	Treasurer	01/01/2013		Yes	Approved
Cape May Point Borough	David Carrick	Utilities Collector	02/25/2014		Yes	Approved
Cape May Point Borough	Susan Jackson	Tax Collector	12/31/2007	03/01/2018	No	Approved
Cape May Point Borough	Kimberly Stevenson	Tax Collector	03/01/2018		Yes	Approved
Commercial Township	Leslie A. Kraus	Tax Collector	09/01/2010		Yes	Approved
Deerfield Township	Maria Schiano Branson	Tax Collector	06/01/2009		Yes	Approved
Deerfield Township	Lorraine Boyer	Treasurer / CFO Crime	02/19/2014	01/01/2020	No	Approved
Deerfield Township	Cynthia Holland	CFO	01/01/2020		Yes	Approved
Dennis Township	Monica Heim	Tax Collector	02/02/2020		Yes	Approved
Dennis Township	Jennifer McIver	Treasurer (CFO Crime)	08/01/2018	05/31/2018	No	Approved
Dennis Township	Jessica Bishop	CFO	05/31/2018		Yes	Approved
Dennis Township	Lisa Garrison	Tax Collector	03/01/2019		Yes	Pending
Downe Township	Jennafer Hernandez	Tax Collector	01/01/2009		Yes	Approved
Egg Harbor Township	Jennifer Lynn McIver	Treasurer	01/01/2010		Yes	Approved
Egg Harbor Township	Sharon D. Riley	Tax Collector	01/01/2007		Yes	Approved
Estell Manor City	Judson Moore	CFO - Treasurer	01/01/2008		Yes	Approved
Estell Manor City	Terrence Graff	Tax Collector	04/04/2012		Yes	Approved
Folsom Borough	Bertha Cappuccio	Tax Collector	01/01/2007		Yes	Approved
Folsom Borough	Dawn Stollenwerk	CFO/Treasurer	01/01/2018		Yes	Approved
Galloway Township	Christian Johansen	Tax Collector	07/01/2014		Yes	Approved
Galloway Township	Kristen Manning	Treasurer	03/09/2015		Yes	Approved
Hamilton Township	Renee DeSalvo	Tax Collector	01/01/2007		Yes	Approved
Hamilton Township	Dorothy Gallagher	Treasurer (CFO)	01/01/2020	01/01/2021	No	Approved
Hamilton Township	Cynthia Lindsay		01/01/2021		Yes	Approved
Linwood City	Kacey Johnson	Tax Collector	09/29/2015	10/13/2017	No	Approved
Linwood City	Albert Stanley	Tax Collector	06/02/2014	07/31/2015	No	Approved
Longport Borough	Pamela Tomassi	Tax Collector	01/01/2016		Yes	Approved
Longport Borough	Donna O'Brien	Tax Collector	02/02/2015	01/01/1900	No	Approved
Longport Borough	Patricia C. English	Treasurer	01/01/2019		Yes	Approved
Longport Borough	Jenna Kelly		11/01/2006		Yes	Approved
Lower Township	Lauren Read	Treasurer (CFO Crime)	11/01/2007		Yes	Approved
Lower Township	Susan Jackson	Tax Collector	11/01/2007	03/01/2018	No	Approved
Lower Township	Kathleen L. Brown	Tax Collector	03/01/2018		Yes	Approved
Lower Township	Bruce A Macleod	Tax Collector (Interim)	09/04/2018	06/01/2019	No	Approved
Margate City	Linda A. Morgan	Tax Collector	01/01/2015	09/01/2020	No	Approved
Margate City	Lisa McLauglin	Treasurer / CFO	01/01/2015		Yes	Approved
Margate City	Tara Mazza	Tax Collector	09/01/2020		Yes	Approved
Middle Township	Sandra Beasley	Tax Collector	06/30/2007		Yes	Approved
Middle Township	Susan Anastasio-Quinones	CFO	08/15/2016		Yes	Approved
Middle Township	John L. Clifford, Jr.	Treasurer (CFO crime)	12/24/2014	08/15/2016	No	Approved
Millville City	Sherri J. Ball	Tax Collector	07/01/2010	03/01/2018	No	Approved
Millville City	Marcella D Shepard	CFO	01/01/2018		Yes	Approved
Millville City	Tracey L Gregoire	Tax Collector	03/01/2018		Yes	Approved
Mullica Township	Bertha Cappuccio	Tax Collector	01/01/2007		Yes	Approved
Mullica Township	Dawn Stollenwerk	Treasurer/CFO	01/01/2019		Yes	Approved
Newfield Borough	Robert E. Scharle	Treasurer (CFO crime)	01/01/2007		Yes	Approved
Newfield Borough	Kathleen K. Rivers-Rambone	Tax Collector	01/01/2015	12/15/2016	No	Approved
Newfield Borough	Lawrence J. Nightlinger Jr.	Tax Collector	01/01/2008	02/12/2020	No	Approved
Newfield Borough	Maria Schiano Branson	Tax Collector	12/15/2016	02/01/2020	No	Approved
Newfield Borough	Mark Godfrey	Tax Collector	02/13/2020		Yes	Approved

North Wildwood City	Todd N. Burkey	Treasurer CFO / CRIME	01/01/2013		Yes	Approved
North Wildwood City	Todd N. Burkey	Tax Collector	08/16/2007		Yes	Approved
Northfield City	Dawn Stollenwerk	Treasurer (CFO-Crime)	02/15/2012		Yes	Approved
Northfield City	Cynthia L. Stafford	Library Treasurer	06/29/2016	06/26/2020	No	Approved
Northfield City	Michele L. Kirtsos	Tax Collector	10/05/2015		Yes	Approved
Northfield City	Cindy A. Ruffo	Tax Collector	05/10/2007	10/05/2015	No	Approved
Northfield City	Elaine Meglathery	Library Treasurer	11/08/2007	06/19/2016	No	Approved
Northfield City	Melanie Brozosky	Library Treasurer	06/26/2020		Yes	Approved
Ocean City	Terence S Graff	Tax Collector	02/23/2015		Yes	Approved
Ocean City	Frank Donato III	CFO - Treasurer	01/01/2010		Yes	Approved
Ocean City	Constance Jenkins Pritchard	Library Treasurer	01/01/2016		Yes	Approved
Ocean City	Jon D. Batastini	Library Treasurer	01/14/2013	09/03/2015	No	Approved
Pleasantville City	Flor Roman	Tax Collector	01/01/2007		Yes	Approved
Pleasantville City	Barry Ludy	Treasurer	03/04/2013		Yes	Approved
Sea Isle City	Paula G. Doll	Tax Collector	01/01/2007		Yes	Approved
Somers Point City	William E. Swain	Treasurer(CFO-crime)	03/22/2014	12/31/2020	No	Approved
Somers Point City	Lisa King	Tax Collector/ Utility Collecto	01/01/2015		Yes	Approved
Somers Point City	Shana Kestrel	CFO - Treasurer	01/01/2021		Yes	Approved
Stone Harbor Borough	James Craft	Treasurer	05/05/2014		Yes	Approved
Stone Harbor Borough	Deborah Candelore	Tax Collector	04/01/2011		Yes	Approved
Upper Deerfield Township	Andrea A. Penny	Tax Collector	01/01/2007		Yes	Approved
Upper Deerfield Township	Amy L. Colaneri	Treasurer	07/01/2009		Yes	Approved
Upper Township	Barbara Ludy	Treasurer	06/23/2008		Yes	Approved
Upper Township	Rhonda L. Sharp	Tax Collector	07/01/2009		Yes	Approved
Ventnor City	Pamela Tomassi	Tax Collector	10/21/2016	01/01/2018	No	Approved
Ventnor City	Adetoro O. Aboderin	Treasurer	01/01/2009	02/18/2019	No	Approved
Ventnor City	Julie Harron	Tax Collector	04/01/2008	06/01/2016	No	Approved
Ventnor City	Margaret Pacanowski	Tax Collector	01/01/2018		Yes	Approved
Ventnor City	Albert Stanley	CFO/Treasurer	01/24/2019		Yes	Approved
Waterford Township	Anita M. Wilson	Tax Collector	01/01/2009	12/31/2020	No	Approved
Waterford Township	Francine Grubb	Library Treasurer	07/01/2017		Yes	Approved
Waterford Township	Brian Pollock	Library Treasurer	06/24/2009	07/01/2017	No	Approved
Waterford Township	Maria Yeatman	Library Treasurer	01/01/2016	06/30/2017	No	Approved
Waterford Township	Stacia Regn	Treasurer	02/01/2020		Yes	Approved
Waterford Township	Lisa Eggert	Tax Collector	01/01/2021		Yes	Approved
West Cape May Borough	Todd N. Burkey	Tax Collector	01/01/2009		Yes	Approved
West Cape May Borough	Frank Donato III	Treasurer (CFO-crime)	06/01/2009		Yes	Approved
West Cape May Borough	David S. Carrick	water/sewer collector	01/01/2007		Yes	Approved
West Wildwood Borough	Elaine Brunkel-Crowley	Treasurer / CFO Crime	03/04/2011		Yes	Approved
West Wildwood Borough	Terence S Graff	Tax Collector	07/01/2012		Yes	Approved
West Wildwood Borough	Maureen Mitchell	Tax Collector / Utilities Collec	03/04/2011	07/12/2016	No	Approved
Weymouth Township	Debra A. D'Amore	Tax Collector	01/01/2007		Yes	Approved
Wildwood City	Donna Dennis	Utilities Collector	06/28/2011		Yes	Approved
Wildwood City	Jeanette J Powers	Treasurer (CFO-Crime)	01/27/2007	03/01/2021	No	Approved
Wildwood City	Lori J. Rosensteel	Tax Collector	09/01/2012		Yes	Approved
Wildwood City	Susan Plaza		07/14/2021		Yes	Approved
Wildwood Crest Borough	Alicia Belansen	Treasurer / CFO Crime	10/07/2013	06/20/2018	No	Approved
Wildwood Crest Borough	Lyndsey Herman	Tax Collector	03/30/2015		Yes	Approved
Wildwood Crest Borough	Francine B Springer	Treasurer (CFO)	06/20/2018		Yes	Approved
Woodbine Borough	John H. Miller	Treasurer / CFO Crime	01/01/2014	08/21/2019	No	Approved
Woodbine Borough	Lisa Garrison	Tax Collector	07/01/2007		Yes	Approved
Woodbine Borough	James Craft	Treasurer/CFO	05/01/2019		Yes	Approved

Atlantic County Municipal Joint Insurance Fund

Skateboard Park Approval Status

Member Municipality	Stage	Status	Notes
Absecon			
Avalon	Removed	Removed	Park Equipment Removed 6/2017
Brigantine	Approved	Complete	
Buena	General Inquiry	Inactive	The Executive Director/Safety Director are unaware of any ongoing activity
Cape May			
Cape May Point			
Corbin City			
Commercial	Approved	Complete	
Deerfield			
Dennis			
Downe			
Egg Harbor Twp.			
Estell Manor			
Folsom			
Galloway	Removed	Removed	Park Equipment Removed
Hamilton	Removed	Removed	Park Equipment Removed as of 11/1/08
Linwood			
Longport			
Lower	Removed	Removed	Park Equipment removed as of 4/26/07
Margate	Planning	Inactive	The Executive Director/Safety Director are unaware of any ongoing activity
Middle	Removed	Removed	Removed effective 2/27/2018
Millville			
Mullica		Removed	Park Equipment removed as of 11/5/09
Newfield			
North Wildwood	Approved	Complete	
Northfield			
Ocean City	Approved	Complete	
Pleasantville			
Sea Isle City	Approved	Complete	
Somers Point			
Stone Harbor	Approved	Complete	
Upper Deerfield			
Upper Twp.	Approved	Complete	
Ventnor			
Waterford			
West Cape May			
West Wildwood			
Weymouth			
Wildwood			
Wildwood Crest			
Woodbine			

Last Update: 8/26/2021

Long Drive To Restaurant For Lunch Following Business Meeting Found Not Compensable

Andrew Mackoff worked as a salesman and account manager for New Brunswick Saw Services. One of his duties was to travel to the company's businesses for meetings and service calls. On December 3, 2018, Mackoff left his home in Blackwood, Camden County, New Jersey and drove to West Caldwell in North Jersey for a 10:00 a.m. customer meeting. Following the one-hour meeting, he decided to drive to the Galloping Hill Inn in Kenilworth, N.J. for lunch. He had been going to that restaurant for many years, and he loved their hot dogs. After lunch he said he planned to go to the company office in Middlesex County because he had not been to the office for a while.

In testimony petitioner said the Galloping Hill Inn was like a "nostalgia place" for him. He also commented that he was theoretically going to prospect because the restaurant had slicers for sandwiches. He called the Inn a "potential customer." However, he admitted on cross examination that the Galloping Hill Inn was never a customer of his company, and he had no other customers to visit around the Inn. On the way to the restaurant he was involved in a car accident.

Petitioner filed a claim petition and a motion for medical and temporary disability benefits, seeking treatment for his injuries. Respondent opposed the motion and denied the claim as not arising from employment. The Honorable Ingrid French found that petitioner failed to prove a work-related accident. The Judge was not persuaded that petitioner was really intending to "prospect" the hot dog restaurant. The Judge commented that petitioner's "primary purpose for driving to the hot dog place was personal and not work-related." She added that petitioner: "*unequivocally testified that immediately following his meeting . . . he was going to get his lunch at the 'hot dog place.' Then, his attorney prodded him to state that 'theoretically,' the 'hot dog place' was also a prospective customer. Specifically, and in support of this 'theory,' the petitioner stated that 'any' food establishment that sells prepared food is a potential customer."*

The Judge of Compensation found that petitioner had concluded his work day and was simply on his way to lunch. The Appellate Division affirmed the dismissal of the case. The Court said, "The definition of 'employment' under the statute is multi-faceted and includes situations in which the employee is physically away from the employer's premises, but nevertheless is 'engaged in the direct performance of duties assigned or directed by the employer.'"

The Court also observed that employees who have been injured in the course of a 'minor deviation' have been found to be covered for workers' compensation purposes. But the Court did not feel this was a minor deviation case. The Court noted that petitioner admitted that if he drove to Galloping Hill Inn to get a hot dog and then to his office it would have been about two hours out of his way rather than going directly to the office. This was a key fact in the conclusion that the primary purposes of the trip was personal and non-work related.

The Court relied mostly on ***Jumpp v. City of Ventnor***, 177 N.J. 470 (2003), noting that Mr. Jumpp's accident while returning from his post office errand was found not to be a minor deviation even though the stop at the post office was only a few yards away from the road he was traveling on. The Court said, " . . . petitioner's decision to travel an hour east from his West Caldwell meeting because he was hungry and 'going to get food first' was not the sort of activity that 'would have been compensable if carried out by an on-premises employee.'"

It was interesting that the Appellate Division referenced the decision in ***Cooper v. Barnickel Enterprises, Inc.***, 411 N.J. Super. 343, 346 (App. Div. 2010). In that case the petitioner's car accident was found compensable where he was driving five miles to get a cup of coffee at a deli. Mr. Cooper was planning to meet with his union instructor but found out that his instructor was tied up teaching a course. Cooper admitted that he was simply killing time in getting a cup of coffee before meeting with the instructor. A key difference between the two cases is that Mr. Mackoff's day was basically done, although he did testify that he planned to visit the company office after lunch. The Judge of Compensation and the Appellate Division in Cooper felt that petitioner was just taking his coffee break, like any other employee would. But Mr. Mackoff was driving a much longer distance off the route to his office for a hot dog without having any other business meetings scheduled that day.

This case can be found at ***Mackoff v. New Brunswick Saw Service***, A-3625-19 (App. Div. July 14, 2021).

When Does The Special Mission Exception To The Premises Rule Apply?

One of the most misunderstood rules in workers' compensation is the so-called "special mission" exception to the premises rule, which is New Jersey's successor to the better known "going-and-coming rule." The New Jersey premises rule says that one is at work when he or she arrives at the work premises. The main exception to that rule is the special mission exception. Confusion abounds on this exception because few read the actual letter of the law. Many think that the special mission applies when an employee has to drive somewhere out of the ordinary or work hours that are unusual. That may not be true at all.

Here is what the statute actually says: "…W*hen the employee is required by the employer to be **away** from the employer's place of employment, the employee shall be deemed to be in the course of employment when the employee is engaged in the direct performance of duties assigned or directed by the employer."* This language comes from NJSA 34:15-36.

Consider some common scenarios:

1. An employee works for a large food distributor reporting every day to a satellite office in Cherry Hill, N.J., but once a year the employee must report to the employer's headquarters in Jersey City for an annual review. The employee is injured returning from Jersey City to his home in a car accident. **Special mission?**
2. An employee is approved for an educational seminar in Los Angeles, gets to the hotel, takes a warm, hot bath in the evening and slips and falls on the hotel bathroom floor, fracturing her femur. **Special mission?**
3. The maintenance superintendent for a large rental complex is summoned at nine p.m. to come back to work immediately because there is a power outage in the employer's building where the superintendent works 9-5. **Special mission?**
4. The head of HR leaves work at four p.m. on Friday afternoon but gets a phone call during her drive home and is told to come to work for a special meeting on Saturday at nine a.m. **Special mission?**
5. A defense lawyer leaves his home on Monday morning and travels to Paterson workers' compensation court, where the attorney drives every three weeks to handle a regular list. On the way she is involved in a serious car accident. **Special mission?**

All of these scenarios have one thing in common: they are unusual assignments for the employee either to locations where the employee does not normally work or during hours when the employee does not normally work. *But only two of these scenarios would meet the test of a special mission*. If you guessed numbers two and five, you are correct.

In number two, the employee is at a location **away** from the employer's premise on an approved seminar when the slip and fall occurs. The employee's presence in the hotel room is expected and necessary to complete the work assignment. In number five, the defense lawyer is required by the employer to drive to a location **away** from the employer's place of employment to perform court duties. The accident happens on the way to court.

But examples 1, 3 and 4 would not constitute a special mission. But why not? Number one is easy because the employee is reporting to the employer's work site in Jersey City. It doesn't matter that this is not where the employee normally works: The rule says it must be "away from the **employer's** place of employment." This is the company's headquarters!

The same outcome applies for numbers three and four. Although the employees in numbers three and four may consider their assignments to be out of the ordinary and rather taxing (driving to work late at night or having to work on a Saturday), the test is not whether there is a deviation from the ordinary work schedule. The test is whether the employee is required by the employer to be away from the employer's place of employment. They were both reporting to their normal work site. So for numbers 1, 3, and 4, the normal premises rule applies.

The second part of the special mission exception is easier to understand. When an accident occurs away from the employer's place of employment, the employee must be engaged in the direct performance of work duties for the accident to be compensable. So in the first example, if the employee at the seminar in Los Angeles is a baseball fan and decides to travel by herself to Chavez Ravine one night to watch the Dodgers play the Giants and falls in the stadium, that injury would not be covered because the game has nothing to do with the distant work assignment. What would be covered on a distant assignment or at a seminar? Courts have found that injuries getting meals at a hotel or walking to one's hotel room would certainly be covered. Taking clients out to a different hotel for dinner or to a sporting event while at a seminar would certainly be covered. That makes sense, but not everything one does on an approved trip is covered, just as not everything that one does in the normal work environment is covered. For example, the fitness-obsessed employee who jumps rope during breaks and falls will not win a workers' compensation case even if the injury occurs on premises.

About the Author:
John H. Geaney, a shareholder and co-chair of Capehart Scatchard's Workers' Compensation department, began an email newsletter entitled Currents in Workers' Compensation, ADA and FMLA in 2001 in order to keep clients and readers informed on leading developments in these three areas of law. Since that time he has written over 500 newsletter updates.

Mr. Geaney is the author of Geaney's New Jersey Workers' Compensation Manual for Practitioners, Adjusters & Employers. The manual is distributed by the New Jersey Institute for Continuing Legal Education (NJICLE). He also authored an ADA and FMLA manual as distributed by NJICLE. If you are interested in purchasing the manual, please contact NJICLE at 732-214-8500 or visit their website at www.njicle.com.

Mr. Geaney represents employers in the defense of workers' compensation, ADA and FMLA matters. He is a Fellow of the College of Workers' Compensation Lawyers of the American Bar

Association and is certified by the Supreme Court of New Jersey as a workers' compensation law attorney. He is one of two firm representatives to the National Workers' Compensation Defense Network. He has served on the Executive Committee of Capehart Scatchard for over ten (10) years.

A graduate of Holy Cross College summa cum laude, Mr. Geaney obtained his law degree from Boston College Law School. He has been named a "Super Lawyer" by his peers and Law and Politics. He serves as Vice President of the Friends of MEND, the fundraising arm of a local charitable organization devoted to promoting affordable housing.

Capehart Scatchard is a full service law firm with offices in Mt. Laurel and Trenton, New Jersey. The firm represents employers and businesses in a wide variety of areas, including workers' compensation, civil litigation, labor, environmental, business, estates and governmental affairs.

September 2021

Sun	Mon	Tue	Wed	Thu	Fri	Sat
			1 10:30 AM RCF/MEL Claims Mtgs via Zoom	**2**	**3**	**4**
5	**6**	**7**	**8**	**9** 9:00 AM ACM Claims Mtg via zoom	**10**	**11**
12	**13**	**14**	**15** 3:00 PM ACM Exec Comm Mtg via Zoom	**16**	**17**	**18**
19	**20**	**21**	**22**	**23**	**24**	**25**
26	**27**	**28**	**29**	**30**		

October 2021

Sun	Mon	Tue	Wed	Thu	Fri	Sat
					1	2
3	4	5	6	7	8	9
10	11	12	13	14 9:00 AM Claims Comm Mtg @ TBD	15	16
17	18	19	20 TBD 3:00 PM Exec Comm Mtg @ TBD	21	22	23
24	25	26	27 TBD -Annual Retreat @ Flanders – TBD TBD 4:00 PM Exec Comm Mtg @ TBD	28 TBD -Annual Retreat @ Flanders - TBD	29	30
31						

PivotPoint SECURITY

This Month's "Security with a Smile" (Because Life is Too Short...)

This Month's Advice: Staying Secure while on Vacation

It's that time of year again! Time to hit the road for a well-deserved summer vacation, and you couldn't be more ready. Of course, you're taking your smartphone, tablet and other electronic devices with you. But traveling to new places may create more attacker opportunities. Do you have a plan for protecting your digital or mobile devices and data while you're on vacation?

Not to worry, we've done your homework for you! Here are some simple recommendations for staying proactive and secure while sipping your piña colada.

Trust but verify: Make sure that people are who they say they are and can properly identify themselves. If traveling overseas to an unfamiliar location, or to a new vacation rental, try using reputable and trusted peer-to-peer platforms, such as Airbnb or HomeAway, which offer added support and security features. Check badges when you arrive and don't be afraid to ask hosts to confirm their personal details or offer an official ID.

Save important phone numbers: Save important phone numbers with contact details into your phone. You can then employ a spam blocker program to prevent unknown callers or computerized auto dialers from cramping your vacation style, while those valid callers you've programmed into your phone can still get through.

Beware of Phishing: Not the type of fishing you do from a party boat, but malicious criminals looking to nab your personal contact details such as email, phone, address, personal preferences. Look out for SMS, email, or physical promos, sweepstakes, surveys, or other unsolicited questionnaires. If it seems too good to be true, it probably is!

Add multi-factor authentication (MFA) to your devices and important accounts: MFA is one of the easiest ways to protect your accounts or apps from unauthorized access, because it requires additional identity verification that criminals won't have access to—such as scanning a fingerprint, a face scan, or entering a code via phone. While someone may be able to crack a password, it is nearly impossible to also crack the "second factor" used by the MFA solution. MFA can also prevent criminals from accessing your sensitive information if your device is stolen or left unattended.

Use a known and trusted Wi-Fi connection: It may be tempting to use free or public wi-fi. But remember that if you can access it for free, so can criminals! Using a password protected, verified wi-fi account will help keep your data safe. When in doubt, ask the business you are visiting or accommodations provider for the proper wi-fi network login and password.

So now you're ready to fully enjoy your summer vacation and breathe easy knowing that you've done your due diligence to prepare and stay safe from cybercriminals. Have a great time!

Want to avoid doing real work for another 5 minutes?

Blog: Keep Your Remote Workforce Safe & Secure – Free Security Awareness Education Videos about Phishing & Passwords

This Month's "Security with a Smile" (Because Life is Too Short...)

This Month's Advice: Sharing is Not Always Caring

With summer vacation coming to an end, folks are headed back to work and school. Due to the pandemic this no longer means heading back to the office or classroom, as many continue to work and learn remotely.

But wherever you are, cybercriminals are always watching and looking for a vulnerability – a way to access your network and ultimately take control of your "smart" devices, from laptops to baby monitors. As the internet of things (IoT) becomes a bigger part of your daily workflow, it's important to know how protect those smart IoT devices from being compromised by cybercriminals.

Here are some simple and actionable "golden rules" for keeping your IoT ecosystem secure:

Change all default passwords: Hackers can often identify default passwords for your devices with a little online research. In addition to changing the default password, be sure to follow best-practice guidelines so your new password isn't trivially easy to guess or crack. If you have trouble remembering all of your passwords (and who doesn't), try using a password management system such as NordPass, Keeper, or LastPass.

Don't share and share alike: Do not access unprotected, shared networks and conversely don't share your own network through a network sharing feature. Be advised that many smart products, such as speakers or communication devices, have sharing opt-in features as defaults. These should be changed if you don't intend to share your network with others.

Keep software up to date: Don't be lazy when it comes to software updates! They aren't just to improve usability, but often provide security updates and patches that are needed to limit security vulnerabilities. Plus, once a patch is released, hackers know all about the vulnerabilities in unpatched versions and will immediately target them.

Use unique or anonymous naming conventions: Give your network or devices a name that you recognize by sight, but that a cybercriminal wouldn't easily be able to tie back to you. Avoid using personal or searchable information in your naming (such as a pet's name, your name, maiden name, address, street, etc.).

Can you hear me now?: Be sure to program your own voice profile to voice activated devices. This prevents people who may gain unintended access to your devices from using their own voice profile to access financial or confidential information (purchasing, banking, subscription services, etc.).

As time goes on, devices will still be smart, and criminals will get smarter. But you'll be the smartest if you continue to be diligent. Stay safe out there!

Want to avoid doing real work for another 5 minutes?

Blog: IoT Devices: The Lord Giveth and He Taketh Away

Municipal Joint Insurance Fund

South Jersey Communities Securing Their Future
P. O. Box 530, Marlton, New Jersey 08053

To: Municipal Clerks
Fund Commissioners

From: Kris Kristie, Sr. Account Representative

Date: November 23, 2020

Re: 2022-2023 MEL EPL Risk Management Program
Non-Supervisory Employee Training Announcement

****

As you are aware, every two years, the New Jersey Municipal Excess Liability Joint Insurance Fund (MEL) requires its members to update their compliance with the MEL's Employment Practices Liability Risk Management Program. One element of the compliance process requires that each member offer anti-harassment training to all non-supervisory personnel. While it is recommended that all non-supervisory employees take this training, employers are only required to make the training available to their employees.

The 2022-2023 non-supervisory training is being completed using the MEL Safety Institute (MSI). The training course is entitled *Building a Safe Workplace: Anti-Harassment and Discrimination*. This online course discusses the right of each employee to a workplace free of harassment and each employee's duty to respect the rights of all other employees.

Again, this year's program is being offered exclusively online through the NJ MEL's Safety Institute (MSI). Instructions on how to access the MSI and complete the course are attached to this memorandum. The course runs approximately fifteen (15) minutes in length and completion of the course will be tracked automatically by the MSI; however, employees who want a certificate showing completion of the course can navigate to the "Student Center" tab to print your Certificate of Completion. All training should be completed by June 1, 2021.

Please feel free to contact my office if you have any questions regarding this program.

Questions regarding accessing the MSI can be directed to the MSI Helpline during normal business hours at 866-661-5120.

Thank you for your attention to this matter.

cc: Risk Management Consultants

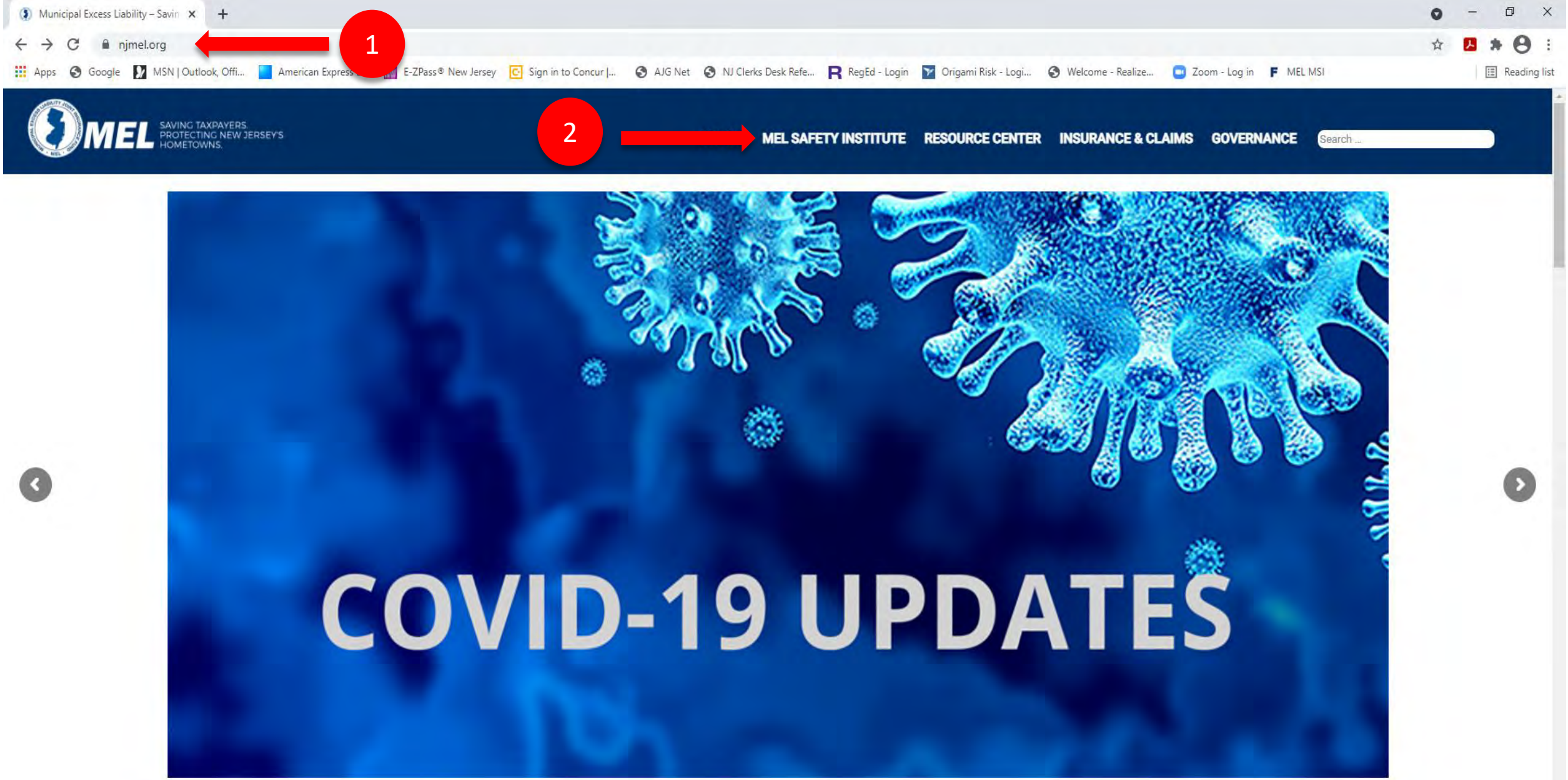

1. Go the NJ MEL website: www.njmel.org
2. Click on the "**MEL Safety Institute**" Tab

MEL Safety Institute – Saving Tax
MEL Safety Institute Learning Ma
melsafetyinstitute.org
Apps
Google
MSN | Outlook, Offi...
American Express L...
E-ZPass® New Jersey
Sign in to Concur |...
AJG Net
NJ Clerks Desk Refe...
RegEd - Login
Origami Risk - Logi...
Welcome - Realize...
Zoom - Log in
MEL MSI
Reading list
Education & Training
MSI Toolkit
MEL Resource Center
NJ MEL Website
MSI Local Officials Training
• Click on the "LMS Login"
LMS Login
MSI Search
MSI search uses artificial intelligence (AI) based keyword matches to maximize your results

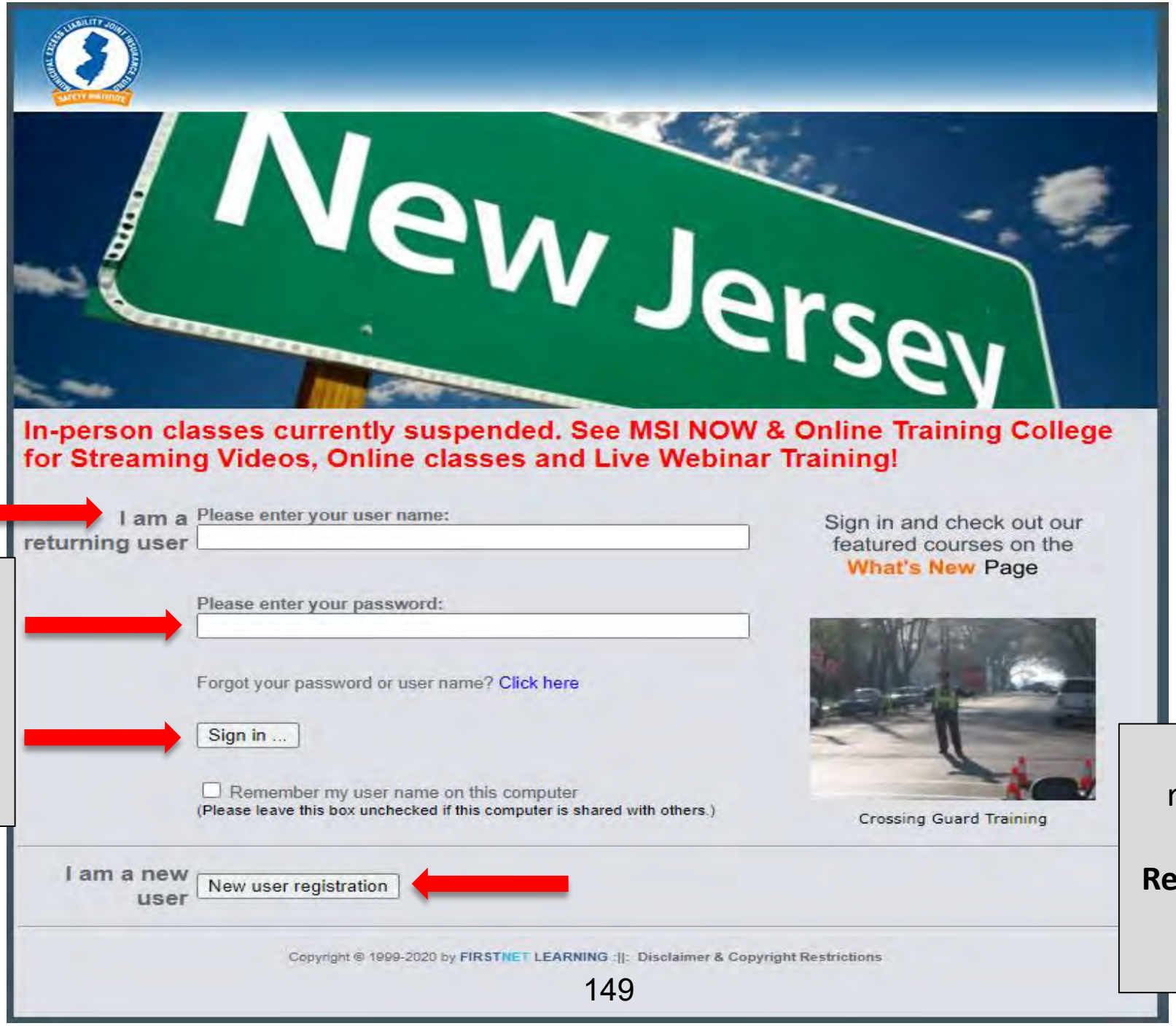

If you have an MSI Login, enter your user name and password and sign into your account

If you have never registered in the MSI, Click the "**New User Registration"** button and create your account

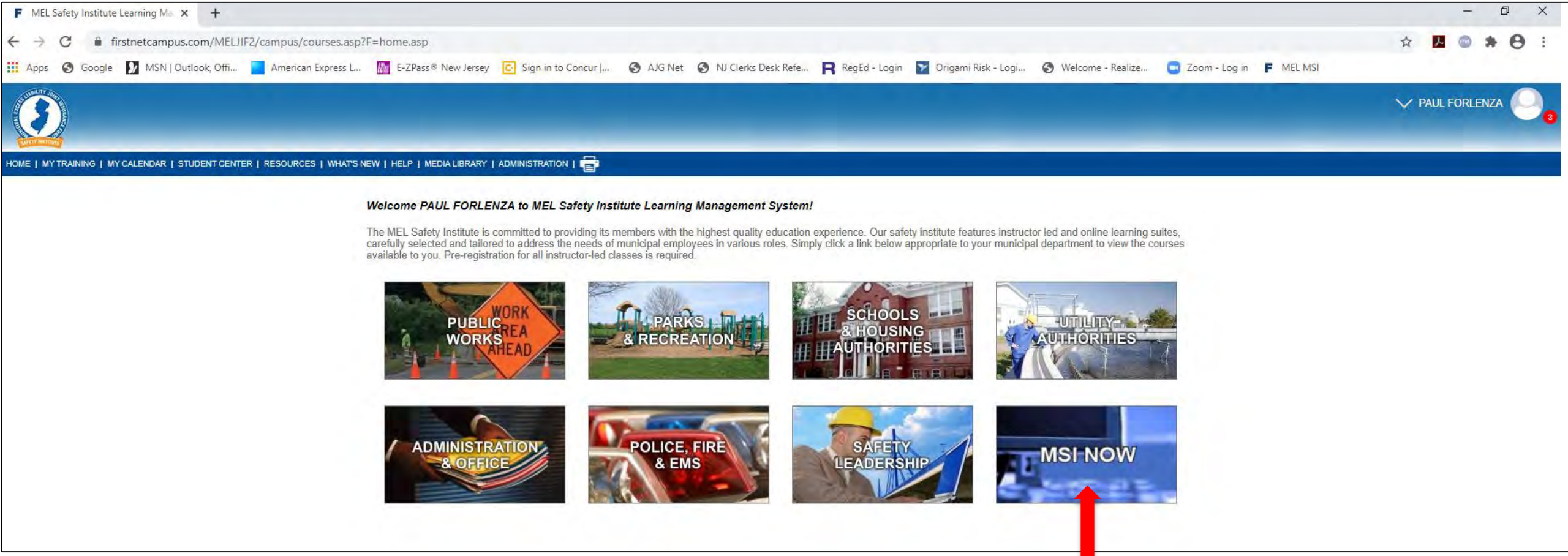

Click on the **"MSI Now"** button

Click on titles for descriptions or to enroll.

RECOMMENDED TRAINING
• Title

ONLINE COURSES

Seminar: Employment Practices Liability
- 8 Tips for Working From Home
- Avoid Back Pain
- Bloodborne Pathogens
- Building a Safe Workplace: Anti-Harassment and Discrimination
- Camp Counselors - Aquatic Safety
- Camp Counselors - Bullying Prevention at Camp
- Camp Counselors - Child Sexual Abuse Prevention at Camp
- Camp Counselors - Playground Safety
- Camp Counselors - The Professional Lifeguard
- Camp Counselors - Trip and Transportation Safety

CLASSROOM COURSES/WORKSHOPS

No course assignments.

Search Training

MSI NOW

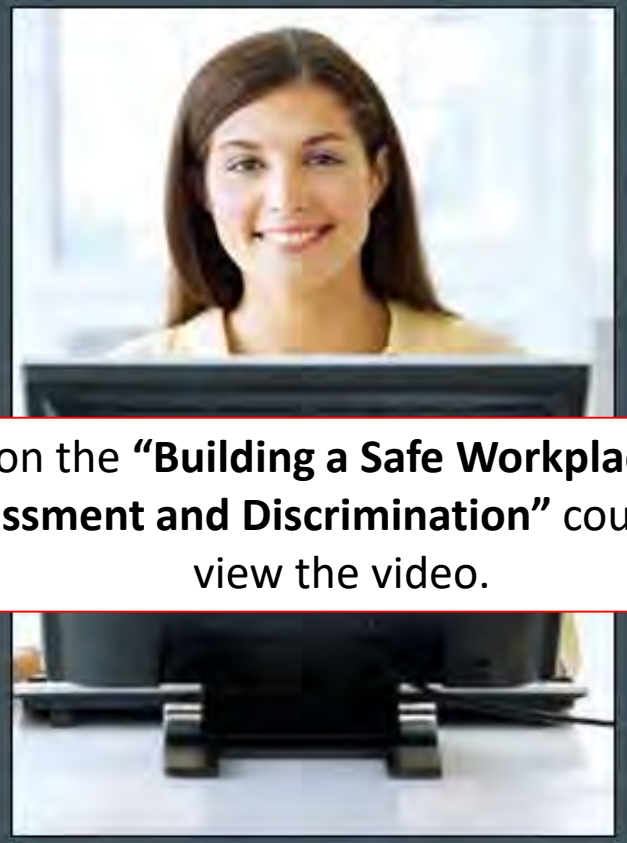

Click on titles for descriptions or to enroll.

TRAINING SUPPORT
• Title

RESOURCES

- Streaming Videos - Employee Conduct
- Streaming Videos - Fire Safety/Extinguishers
- Streaming Videos - General Safety
- Streaming Videos - HazCom & Chemical Safety
- Streaming Videos - Lifting/Material Handling
- Streaming Videos - LOTO & Electrical Safety
- Streaming Videos - Personal Protective Equip
- Streaming Videos - Shop & Tool Safety
- Streaming Videos - Specific Job Safety
- Streaming Videos - Stormwater
- Streaming Videos - Vehicle & Driving Safety
- Adobe Flash Player Download
- Classroom Management
- LIVE Webinar Training Schedules and Registration

Click on the **"Building a Safe Workplace: Anti-Harassment and Discrimination"** course and view the video.

Municipal Joint Insurance Fund
South Jersey Communities Securing Their Future
P.O. Box 530, Marlton, New Jersey 08053

To: Fund Commissioners, Municipal Clerks, & Risk Management Consultants

From: Paul A. Forlenza, MGA, RMC, Executive Director

Date: July 12, 2021

Subject: Protection & Safe Treatment of Minors Webinar – Additional Training Opportunities

---

As you may recall, over the past 18 months, the JIF and MEL have sponsored more than 20 webinars pertaining to the *Protection and Safe Treatment of Minors Program*. Participation in this training by Municipal Managers & Supervisors is **strongly recommended** as it could assist in the defense of member municipalities and their employees from potential liability resulting from a future claim of sexual abuse or molestation. Over the past several months, the JIF & MEL have scheduled additional opportunities as it has been determined that some Managers & Supervisors have not had an opportunity to participate in a previous webinar. As a result, below, please find five (5) additional webinars that have been scheduled. If you have Managers & Supervisors that have not taken this training previously, please have them register for one of these sessions. A list of the employees that have completed this training is available on the JIF websites.

Date	Webinar Topic	Time
7/13/2021	Register Here	9:00 - 11:00 am
8/12/2021	Register Here	1:00 - 3:00 pm
9/21/2021	Register Here	9:00 - 11:00 am
10/19/2021	Register Here	9:00 - 11:00 am
11/10/2021	Register Here	9:00 - 11:00 am
12/7/2021	Register Here	9:00 - 11:00 am

About Zoom Training:

- A Zoom account is not needed to attend a class. Attendees can log-in and view the presentations from a laptop, smartphone, or tablet.
- Registration is required. Once registered you will receive the webinar link for your class, be sure to save the link on your calendar to access the day of training.
- Should you have any problems enrolling in this training, please contact Andrea Felip at 866-661-5120 or via email at AFelip@jamontgomery.com.

Please note that this training is in addition to Employment Practices Liability training that the JIF & MEL sponsor every two years for Managers & Supervisors, which is a component of the MEL's Employment Practices Liability Risk Management Program. An invitation for this training webinar will be released in mid-March, 2021.

Thank you for your attention to this important matter.

File: ACM/BURLCO/TRICO/GEN/EPL Plan of Risk Management Tab: 2021-2022
ACM/BURLCO/TRICO/GEN/SAM Plan of Risk Management Tab: 2021-2022

Land Use Training Certification

Member
Avalon
Buena
Cape May Point
City of Cape May
Commercial Twp.
Corbin
Deerfield
Dennis
Downe
Folsom
Hamilton
Longport
Margate
Middle Twp.
Millville
Mullica
North Wildwood
Northfield
Sea Isle City
Somers Point
Stone Harbor
Upper Deerfield
Upper Township
Waterford
West Cape May
Wildwood
Wildwood Crest
Woodbine

RESOLUTION NO. 2021 -

ATLANTIC COUNTY MUNICIPAL JOINT INSURANCE FUND
RESOLUTION TO RENEW MEMBERSHIP IN THE
MUNICIPAL EXCESS LIABILITY JOINT INSURANCE FUND

WHEREAS, the **Atlantic County Municipal Joint Insurance Fund,** a nonprofit public entity in the State of New Jersey, was formed pursuant to N.J.S.A. 40A:10-36 et seq. to provide risk management to its member municipalities in the form of General Liability, Auto Liability, Property and Workers' Compensation coverage; and

WHEREAS, it has been determined that excess coverage is available from the Municipal Excess Liability Joint Insurance Fund**,** hereinafter referred to as MEL, as established pursuant to N.J.S.A. 40A:10-36 et seq., provided in accordance with N.J.S.A. 40A:10-42; and

WHEREAS, the purchase of such coverage by the MEL is exempt from public advertising and bidding requirements pursuant to N.J.S.A. 40A:11-5(1)(a)(ii) and 40A:11-5(1)(m) as an extraordinary unspecifiable service ("EUS") so long as the contract entered into is awarded in accordance with the requirements for EUSs; and

WHEREAS, pursuant to N.J.S.A. 40A:65-14, the governing bodies of two or more Local Units may enter into an agreement to provide for the formation of the joint operation of any public services, public improvements, works, facilities, or undertakings which the local units are empowered to operate; and

WHEREAS, pursuant to N.J.S.A. 40A:65-9 et seq. the MEL shall obtain coverage on behalf of its members JIFs in accordance with the Local Public Contracts Law; and

WHEREAS, in accordance with N.J.S.A. 40A:10-36 et seq., a JIF wishing to join the MEL to obtain the benefits of joint public entity membership may do so by adopting a resolution; and

WHEREAS, the Board of Fund Commissioners of the **Atlantic County Municipal Joint Insurance Fund** has determined that membership in the MEL is in the best interests of the member municipalities:

NOW THEREFORE BE IT RESOLVED that the Board of Fund Commissioners of the **Atlantic County Municipal Joint Insurance Fund** does hereby resolve and agree to renew membership in the MEL for a period of three (3) years, the commencement of which shall be January 1, 2022 and

BE IT FURTHER RESOLVED that the application for membership is for the purpose of obtaining the following types of coverages:

1) Excess Workers' Compensation and Employers' Liability Insurance and,
2) Excess Liability Insurance excess of the Primary Liability provided by the above mentioned Joint Insurance Fund as indicated on the application previously submitted and,
3) Excess Property, including Crime.

BE IT FURTHER RESOLVED that the **Atlantic County Municipal Joint Insurance Fund** hereby adopts the Bylaws of the MEL and in accordance therewith, it is understood that coverage is not effective until membership is approved by the MEL Commissioners/Executive Committee, State Department of Banking & Insurance and State Department of Community Affairs and that coverage is subject to the terms, conditions and limitations as contained in the MEL's Coverage Manual and its Commercial Excess Insurance, if any; and,

BE IT FURTHER RESOLVED that the Board of Fund Commissioners, or other authorized representative, is authorized and directed to execute any and all written agreements necessary for membership in the MEL including, but not limited to, the Indemnity and Trust Agreement in order to implement membership by the **Atlantic County Municipal Joint Insurance Fund** in the MEL according to its Bylaws, N.J.S.A. 40A:10-36 et seq., N.J.A.C. 11:15-2 and any other statutes or regulations pertaining thereto.

This resolution was duly adopted by the Atlantic County Municipal
Joint Insurance Fund at a public meeting held on September 15, 2021

ATLANTIC COUNTY MUNICIPAL JOINT INSURANCE FUND

BY:_____ **ATTEST:**_____
CHAIRPERSON SCRETARY

DATED: *September 15, 2021*

MUNICIPAL EXCESS LIABILITY JOINT INSURANCE FUND
INDEMNITY AND TRUST AGREEMENT

THIS AGREEMENT made this 15th day of September between: The **Municipal Excess Liability Joint Insurance Fund**, hereinafter referred to as MEL, and the **Atlantic County Municipal Joint Insurance Fund**, hereinafter referred to as the FUND.

WITNESSETH:

WHEREAS, several local governmental units have collectively formed an Excess Liability Joint Insurance Fund as such entity is authorized and described in N.J.S.A. 40A:10-36 et seq. and the administrative regulations promulgated pursuant thereto and;

WHEREAS, the FUND has agreed to become a member of the MEL and to share in the obligations and benefits flowing from such membership with other members of the MEL in accordance with and to the extent provided for in the bylaws of the MEL and in consideration of such obligations and benefits to be shared by the membership of the MEL.

NOW THEREFORE, be it agreed as follows:

1. The FUND accepts the MEL's bylaws as approved and adopted and agrees to be bound by and to comply with each and every provision of the said bylaws, the pertinent Statutes and Administrative Regulations pertaining to same and as set forth in the Risk Management Plan.

2. The FUND agrees to participate in the MEL with respect to the types of insurance listed in the FUND's resolution.

3. The FUND agrees to renew its membership in the MEL for a period of three (3) years, the commencement of which shall be January 1, 2019.

4. The FUND certifies that it has not defaulted on any claims if self-insured and has not been canceled for non-payment of insurance premiums for a period of at least two (2) years prior to the date hereof.

5. In consideration of membership in the MEL, the FUND agrees that it shall jointly and severally assume and discharge the liability of each and every member of the MEL, all of whom as a condition of membership in the MEL shall execute a verbatim counterpart of this Agreement and by execution hereof the full faith and credit of the FUND is pledged to the punctual payment of any sums which shall become due to the MEL in accordance with the bylaws thereof, this Agreement, the MEL's Risk Management Plan or any applicable statute.

6. If the MEL in the enforcement of any part of this Agreement shall incur necessary expense or become obligated to pay attorney's fees and/or court costs, the FUND agrees to reimburse the MEL for all such reasonable expenses, fees and costs on demand.

7. The FUND and the MEL agree that the MEL shall hold all monies paid by the FUND to the MEL as fiduciaries for the benefit of MEL claimants, all in accordance with N.J.A..C 11:15-2.1 et seq.

8. The MEL shall establish separate Trust Accounts for each of the following categories of risk and liability, if applicable:

a) Workers Compensation and Employers Liability
b) Liability, other than motor vehicle
c) Property Damage, other than motor vehicle
d) Motor Vehicle
e) Primary Statutory Bonds & Excess Public Officials Bonds

The MEL shall maintain Trust Accounts aforementioned in accordance with N.J.S.A. 40A:10-36, N.J.A.C. 11:15-2 et seq., N.J.S.A. 40A:5-1 and such other Statutes as may be applicable. More specifically, each of the aforementioned separate Trust Accounts shall be utilized solely for the payment of claims, allocated claim expense and excess insurance or reinsurance premiums for each such risk or liability or as "surplus" as such term is defined by N.J.A.C. 11:15-2.2 et seq.

9. Each FUND who shall become a member of the MEL shall be obligated to execute this Agreement.

MUNICIPAL EXCESS LIABILITY JOINT INSURANCE FUND

BY:_____

ATLANTIC COUNTY MUNICIPAL JOINT INSURANCE FUND

BY:_____ **ATTEST:**_____
CHAIRPERSON SCRETARY

DATED:_____

Municipal Excess Liability Residual Claims Fund

9 Campus Drive – Suite 216
Parsippany, New Jersey 07054
Tel (201) 881-7632
Fax (201) 881-7633

September 1, 2021

Memo to: Atlantic County Municipal Joint Insurance Fund

From: Commissioner Hirsch

Re: RCF September Meeting

2020 Budget Amendment: Following the public hearing, the Board of Commissioners reviewed and adopted the amended Fund Year 2020 Budget, which reflected the transfer of the Fund Year 2016 claims from the local JIFs as of 12/31/20. Enclosed as part of this report is the Amended 2020 Budget.

2022 Budget: The Board of Fund Commissioners reviewed the proposed 2022 Budget. Under the conditions of the Fund, the 2022 expenses cannot be directly charged to an expense line established in the 2021 budget. Executive Director recommended a dividend be released from Closed Year Account in the amount of $671,000. The Board of Fund Commissioners adopted a resolution returning surplus from the Closed Year Account. In addition, the Board of Fund Commissioners voted to introduce on first reading of the 2022 Budget and to schedule the Public Hearing on October 20, 2021, 10:30 a.m., meeting to be held either at Forsgate Country Club or telephonically. Enclosed as part of this report is the Proposed 2022 Budget.

Membership Renewals: Executive Director reported that membership renewal documents have been reviewed by the Fund Attorney and are being distributed to the local JIFs to renew their membership with the RCF on January 1, 2022. Enclosed as part of this report are the renewal Resolution and Indemnity & Trust Agreement.

2021 Fiscal Management Plan Amendment: The Fund Office has been notified that Georganne Jussel will be retiring from CB Claims LLC on October 15, 2021; Laura Sable will join the firm and serve the RCF as of September 27, 2021. The Board of Fund Commissioners accepted the recommendation to amend the Fiscal Management Plan to reflect these changes to the authorized signatory list.

2020 Audit Filing. The RCF 2020 audit was filed with the New Jersey Department of Banking and Insurance (DOBI) and the New Jersey Department of Community Affairs (DCA) on June 30, 2021.

Claims Committee: The Claims Review Committee met on June 2 and July 7, 2021 and also met the morning of the Commissioner's meeting. Minutes of the meetings were enclosed under separate cover.

Next Meeting: The next meeting of the RCF is scheduled for October 20, 2021 at 10:30AM, to be determined if this meeting will be held via teleconference or at the Forsgate Country Club.

MUNICIPAL EXCESS LIABILITY RESIDUAL CLAIMS FUND				
2020 AMENDED BUDGET				
	2020 PROPOSED BUDGET	2020 Amendment 2016 Assessments	2020 Revised Budget	$ CHANGE
APPROPRIATIONS				
MEL	303,582	8,971,152	9,274,734	8,971,152
BMEL	0	0	0	0
ATLANTIC	47,695	1,313,389	1,361,084	1,313,389
BERGEN	13,324	719,003	732,327	719,003
BURLCO	19,951	716,292	736,243	716,292
CAMDEN	22,940	654,463	677,403	654,463
MONMOUTH	26,310	745,668	771,978	745,668
MORRIS	20,019	1,964,458	1,984,477	1,964,458
NJUA	16,437	850,087	866,525	850,087
OCEAN (incl Brick) incremental inr	48,373	1,307,230	1,355,603	1,307,230
PMM	8,270	257,922	266,192	257,922
SOUTH BERGEN	21,394	786,364	807,757	786,364
SUBURBAN ESSEX	20,828	428,499	449,327	428,499
TRICO	29,875	331,545	361,420	331,545
SUBURBAN MUNICIPAL	3,374	509,358	512,732	509,358
CENTRAL JERSEY	37,750	445,992	483,741	445,992
NJPHA	15,878	605,158	621,036	605,158
TOTAL	656,000	**20,606,580**	**21,262,580**	**20,606,580**
	0			

MUNICIPAL EXCESS LIABILITY RESIDUAL CLAIMS FUND				
2020 AMENDED BUDGET				
	2020 PROPOSED BUDGET	2020 Amendment 2016 Assessments	2020 Revised Budget	
APPROPRIATIONS				
CLAIMS	0	19,946,580	19,946,580	19,946,580
REINSURANCE PREMIUMS	10,000		10,000	0
LOSS FUND CONTINGENCY	0	660,000	660,000	660,000
SUBTOTAL LOSS FUND	**10,000**	**20,606,580**	**20,616,580**	**20,606,580**
EXPENSES				
ADMINISTRATOR	205,842		205,842	0
DEPUTY ADMINISTRATOR	70,021		70,021	0
ATTORNEY	42,615		42,615	0
CLAIMS SUPERVISION & AUDIT	61,603		61,603	0
TREASURER	40,010		40,010	0
AUDITOR	23,634		23,634	0
ACTUARY	42,194		42,194	0
MISCELLANEOUS	24,798		24,798	0
SUBTOTAL	510,717	0	510,717	0
EXPENSE CONTINGENCY	135,283		135,283	0
SUBTOTAL EXPENSES	646,000	0	646,000	0
TOTAL BUDGET	**656,000**	**20,606,580**	**21,262,580**	**20,606,580**

MUNICIPAL EXCESS LIABILITY RESIDUAL CLAIMS FUND				
2022 PROPOSED BUDGET				
	2021 ANNUALIZED BUDGET	2022 PROPOSED BUDGET	$ CHANGE	% CHANGE
APPROPRIATIONS				
CLAIMS	0	0	0	
Run-in Claim Receivable	15,000	15,000	0	0%
LOSS FUND CONTINGENCY	0	0		
SUBTOTAL LOSS FUND	**15,000**	**15,000**	0	0%
EXPENSES				
ADMINISTRATOR	209,959	214,158	4,199	2%
DEPUTY ADMINISTRATOR	71,421	72,849	1,428	2%
ATTORNEY	43,467	44,336	869	2%
CLAIMS SUPERVISION & AUDIT	62,835	64,092	1,257	2%
TREASURER	40,810	41,626	816	2%
AUDITOR	24,107	24,589	482	2%
ACTUARY	43,038	43,899	861	2%
MISCELLANEOUS	25,294	25,800	506	2%
SUBTOTAL	520,931	531,349	10,418	2%
EXPENSE CONTINGENCY	136,639	139,651	3,012	2%
TOTAL BUDGET	**657,570**	**671,000**	**13,430**	**2%**

RESOLUTION NO. 2021 - _____

RESOLUTION TO RENEW MEMBERSHIP IN THE MUNICIPAL EXCESS LIABILITY RESIDUAL CLAIMS FUND

WHEREAS, the Municipal Excess Liability Residual Claims Fund ("RCF"), a nonprofit public entity in the State of New Jersey, was formed pursuant to N.J.S.A. 40A:10-36, et seq., to provide residual risk management to its member Joint Insurance Funds ("JIF"); and

WHEREAS, in accordance with N.J.S.A. 40A:10-42, the RCF may provide coverage to its member JIFs by self-insurance, the purchase of commercial insurance or reinsurance, or any combination thereof; and

WHEREAS, the purchase of such coverage by the RCF is exempt from public advertising and bidding requirements pursuant to N.J.S.A. 40A:11-5(1)(a)(ii) and 40A:11-5(1)(m) as an extraordinary unspecifiable service ("EUS") so long as the contract entered into is awarded in accordance with the requirements for EUSs; and

WHEREAS, pursuant to N.J.S.A. 40A:65-14, the governing bodies of two or more Local Units may enter into an agreement to provide for the formation of the joint operation of any public services, public improvements, works, facilities, or undertakings which the local units are empowered to operate; and

WHEREAS, pursuant to N.J.S.A. 40A:65-9 et seq. the RCF, if necessary, shall obtain coverage and fund approved claims on behalf of its members JIFs in accordance with the Local Public Contracts Law; and

WHEREAS, in accordance with N.J.S.A. 40A:10-36 et seq., a JIF wishing to join the RCF to obtain the benefits of joint public entity membership may do so by adopting a resolution; and

WHEREAS, the Executive Committee of the **Atlantic County Municipal Joint Insurance Fund** has determined that renewing their membership in the Residual Claims Fund is in the best interests of the member local units.

NOW, THEREFORE, BE IT RESOLVED that the Fund Commissioners of the **Atlantic County Municipal Joint Insurance Fund** does hereby resolve and agree to renew its membership in the Residual Claims Fund for a period of three (3) years, the commencement of which shall be January 1, 2022. For the purpose of determining the term, any portion of the Fund year shall be considered a full year; and

BE IT FURTHER RESOLVED that the **Atlantic County Municipal Joint Insurance Fund** hereby adopted the Bylaws of the Residual Claims Fund. Coverage will be provided in accordance with the terms, conditions and limitations as contained in the Residual Claim Fund's Commercial Excess Insurance or Reinsurance, and Bylaws; and,

BE IT FURTHER RESOLVED that the Chairman of the **Atlantic County Municipal Joint Insurance Fund**, or other authorized representative, is authorized and directed to execute any and all written agreements necessary for membership in the Residual Claims Fund including, but not limited to, the Indemnity and Trust Agreement in order to implement membership

by the **Atlantic County Municipal Joint Insurance Fund** in the Residual Claims Fund according to its Bylaws, N.J.S.A. 40A:10-36 et seq.), administrative regulations, and any other statutes or regulations pertaining thereto.

MUNICIPAL EXCESS LIABILITY RESIDUAL CLAIMS JOINT INSURANCE FUND

BY:_____ **DATE:_____**
CHAIRPERSON

Atlantic County Municipal Joint Insurance Fund

_____ _____
Chairman Secretary

Date:_____

MUNICIPAL EXCESS LIABILITY RESIDUAL CLAIMS FUND
INDEMNITY and TRUST AGREEMENT

THIS AGREEMENT made this 15th day of September, 2021, between the Municipal Excess Liability Residual Claims Fund, hereinafter referred to as the "Residual Claims Fund", and the **Atlantic County Municipal Joint Insurance Fund**, hereinafter referred to as the "FUND".

WITNESSETH:

WHEREAS, several local governmental units have formed a residual claims joint insurance fund as authorized and described in N.J.S.A. 40A:10-36 et seq., and the administrative regulations promulgated pursuant thereto; and,

WHEREAS, the FUND has agreed to become a member of the Residual Claims Fund and to share in the obligations and benefits flowing from such membership with other members of the Residual Claims Fund in accordance with and to the extent provided for in the Bylaws of the Residual Claims Fund, and in consideration of such obligations and benefits to be shared by the membership of the Residual Claims Fund.

NOW, THEREFORE, be it agreed as follows:

1.) The FUND accepts the Residual Claims Fund's Bylaws as approved and adopted and agrees to be bound by and to comply with each and every provision of the said Bylaws, the pertinent statutes and administrative regulations pertaining to same and as set forth in the Risk Management Plan.

2.) The FUND agrees to participate in the Residual Claims Fund with respect to the Fund years and types of insurance listed in the FUND's Resolution to Join.

3.) The FUND agrees to become a member of the Residual Claims Fund for an initial period not to exceed three (3) years, the commencement of which shall commence effective January 1, 2022.

4.) The FUND certifies that it has not defaulted on any claims if self-insured and has not been cancelled for non-payment of insurance premiums for a period of at least two (2) years prior to the date hereof.

5.) In consideration of membership in the Residual Claims Fund, the FUND agrees that it shall jointly and severally assume and discharge the liability of each and every member of the Residual Claims Fund, all of whom as a condition of membership in the Residual Claims Fund shall execute a verbatim counterpart of this agreement, and by execution hereof the full faith and credit of the FUND is pledged to the punctual payment of any sum which shall become due to the Residual Claims Fund in accordance with the Bylaws thereof, this agreement, the Residual Claims Fund's Risk Management Plan, or any applicable statute.

6.) If the Residual Claims Fund in the enforcement of any part of this agreement shall incur necessary expense, or become obligated to pay attorney's fees and/or court costs, the FUND agrees to reimburse the Residual Claims Fund for all such reasonable expenses, fees, and costs on demand.

7.) The FUND and the Residual Claims Fund agree that the Residual Claims Fund shall hold all monies paid by the FUND to the Residual Claims Fund as fiduciaries for the benefit of Residual Claims Fund claimants, all in accordance with administrative regulations.

8.) The Residual Claims Fund shall establish a Trust Account entitled "Claims or Loss Retention Fund". The Residual Claims Fund shall maintain the Trust Account in accordance with N.J.S.A. 40A:10-36 et seq., N.J.S.A. 40A:5-1, and such other regulations or statutes as may be applicable. More specifically, the Trust Account shall be utilized solely for the payment of claims, allocated claim expense, and excess insurance or reinsurance premiums for such risk or liability or as "surplus" as such term is defined by the administrative regulations.

9.) Each FUND who shall become a member of the Residual Claims Fund shall be obligated to execute this agreement.

Atlantic County Municipal Joint Insurance Fund

_____ Dated:_____
Chair

_____ Dated:_____
Secretary

Atlantic County Municipal Joint Insurance Fund

TO: Fund Commissioners, Safety Coordinators, and Risk Managers

FROM: Robert Garish, JIF Safety Director

DATE: September 1, 2021

J. A. MONTGOMERY CONSULTING SERVICE TEAM & LOSS CONTROL ACTIVITIES

<table>
<tr>
<td>Robert Garish
Senior Consultant
rgarish@jamontgomery.com
Office: 856-552-4650
Cell: 609-947-9719</td>
<td rowspan="2">Mailing Address:
TRIAD 1828 CENTRE
Cooper Street, 18th Floor
Camden, NJ 08102

P.O. Box 99106
Camden, NJ 08101</td>
<td>Keith Hummel
Associate Director Public Sector Risk Control
Office: 856-552-6862
khummel@jamontgomery.com</td>
</tr>
<tr>
<td>Liam Callahan
Risk Control Consultant
lcallahan@jamontgomery.com
Office: 856-552-4902</td>
<td>Jonathan Czarnecki
Risk Control Consultant
jczarnecki@jamontgomery.com
Office: 856-446-9205</td>
</tr>
<tr>
<td colspan="3">Melissa Meccariello
Administrative Assistant
mmeccariello@jamontgomery.com
Office: 856-479-2070</td>
</tr>
</table>

LOSS CONTROL SURVEYS

July

- Borough of West Cape May on July 12, 2021
- City of Millville on July 12, 2021
- City of Brigantine on July 13, 2021
- Borough of Buena on July 13, 2021
- Township of Galloway on July 14, 2021
- City of North Wildwood on July 14, 2021
- Borough of Buena on July 15, 2021
- City of Millville on July 16, 2021
- Township of Middle on July 22, 2021
- City of Sea Isle on July 27, 2021

August

- City of Pleasantville on August 2, 2021
- City of North Wildwood on August 3, 2021
- Township of Egg Harbor on August 17, 2021
- City of North Wildwood – Renewal on August 19, 2021
- City of North Wildwood on August 19, 2021
- Township of Galloway on August 24, 2021
- City of Northfield on August 24, 2021
- Township of Lower on August 25, 2021
- Township of Mullica on August 26, 2021
- City of Cape May on August 31, 2021

LAW ENFORCEMENT LOSS CONTROL SURVEYS

July

- No Law Enforcement visits were conducted in July.

August

- No Law Enforcement visits were conducted in August.

MEETINGS ATTENDED

July

- Claims Meeting on July 8, 2021
- Fund Commissioners Meeting on July 21, 2021

August

- Safety Committee Meeting on August 5, 2021
- Claims Meeting on August 12, 2021
- Fund Commission Meeting on August 18, 2021

UPCOMING MEETING SCHEDULE

DATE	TOPIC	LOCATION
September 9, 2021	Claims Meeting	Hamilton Municipal Building
September 15, 2021	Fund Commission Meeting	Atlantic County Library

MSI SAFETY DIRECTOR'S BULLETINS AND MESSAGES

MSI Safety Director Bulletins and Messages are distributed by email to Fund Commissioners, Safety Coordinators, and Risk Consultants. They can be viewed at https://njmel.org/mel-safety-institute/bulletins/ or NJ MEL App.

If you are not receiving updates or would like to add other names to the distribution list, please let us know.

July

- July 15 – Law Enforcement Bulletin 2021-05 – Duty to Render Medical Assistance / UOF Core Principle 6
- July 20 – Did You Know? – Atlantic JIF
- July 22 – MSI Message - ATTENTION Employers of CDL Holders- Designated Employer Representative Training
- July 29 – New CDC Mask Recommendation- SD Message
- July 30 – MSI Bulletin – Summer Safety for Pets

August

- August 3 – MSI Bulletin – Daniel's Law
- August 4 – LE Bulletin 2021-06 – COVID-19 Delta Variant Considerations for Law Enforcement
- August 5 – MSI Bulletin – Law Enforcement Work Zone Refresher Training
- August 10 – MSI Bulletin – Tornado Safety
- August 11 – New Service – Video Briefs for Law Enforcement
- August 12 – MSI Bulletin – Chainsaw Safety
- August 19 – MSI Message – ATTENTION Employers of CDL Holders – Designated Employer Representative Training
- August 20 – Crown Act – MSI SD Message
- August 25 – Did You Know? – Atlantic JIF
- August 30 – Safe Passage Bill – MSI LE Bulletin

MSI NOW & MSI DVD

MSI NOW provides on-demand streaming videos and online classes that can be viewed 24/7 by our members. Topics pertain to many aspects of safety, risk control, employment practices, and supervision, and most can be viewed in under 20 minutes.

July

MSI NOW	
Municipality	Number of Videos
Avalon	8
Galloway	3
Northfield	6

August

MSI NOW	
Municipality	Number of Videos
Avalon	2
Northfield	3
Somers Point	1
Wildwood City	1

MSI DVD includes a vast library of DVDs topics on many aspects of safety, risk control, employment practices, and supervision, and most can be viewed in under 20 minutes. The DVDs can be requested free of charge for MEL members and held for up to 2 weeks so that you can view them at your convenience. A prepaid self-addressed envelope is included to return the DVD. Please visit www.njmel.org or email the video library at melvideolibrary@jamontgomery.com. \

July

MSI DVD	
Municipality	Number of Videos
-0-	-0-

August

MSI DVD	
Municipality	Number of Videos
Ventnor	1

MSI LIVE

MSI LIVE features real-time, instructor-led classes and virtual classes. Experienced instructors provide an interactive experience for the attendee on a broad spectrum of safety and risk control topics. Most MSI LIVE offerings have been awarded continuing education credits for municipal designations and certifications. The MSI LIVE catalog provides a description of the course, the intended audience, and available credits.
The MSI LIVE schedule is available for registration through the MEL website at www.NJMEL.org by clicking **MSI LIVE**. Please register early; under-attended classes will be canceled.

To maintain the integrity of the MSI classes and our ability to offer CEUs, we must abide by the State agency's rules that issued the designation. Chief among those rules is the attendee of the class must attend the whole session. Attendees who enter the class more than 5 minutes late or leave early will not be awarded CEUs for the class or receive a certificate of completion.

The MSI utilizes the Zoom platform to track the time each attendee logs in and logs out for webinars. Also, we can track participation to demonstrate to the State agency that the student also participated in polls, quizzes, and question & answer activities during the live, instructor-led webinar. The MSI maintains these records to document our compliance with the State agency.

If you need assistance using the MSI Learning Management System, please call the MSI helpline at 866-661-5120.

NOTE: We need to keep our list of MSI Training Administrators up-to-date. If there are any changes, deletions, or you need to appoint a new Training Administrator, please advise Andrea Felip at afelip@jamontgomery.com.

September 10, 2021

To the Members of the
Executive Board of the
Atlantic County Municipal
Joint Insurance Fund

I have enclosed for your review and, in some cases consideration, documents of presentation relating to claims, transfers, and the financial condition of the Fund. The statements included in this report are prepared on a "modified cash basis" and relate to financial activity through the one month period ending **July 31 & August 31, 2021**, for Closed Fund Years 1987 to 2016, and Fund Years 2017, 2018, 2019, 2020 and 2021. The reports, where required, are presented in a manner prescribed or permitted by the Department of Insurance and the Division of Local Government Services of the Department of Community Affairs.

All statements contained in this report are subject to adjustment by annual audit.

A summary of the contents of these statements is presented below.

A.E.L.C.F. PARTICIPANT YEAR-END BALANCES-includes 2020 interest and former members dividends transferred into this account.

	8/31/2021 UNAUDITED {includes interest allocation }
Buena Vista	$ 170.31
Egg Harbor City	$ 42,087.09
Hamilton Township	$ 85,134.21
Hammonton Township	$ 102,735.41
Middle Township	$ 173,324.81
Mullica Township	$ 27,749.85
Northfield	$ 110,345.35
Pleasantville	$ 505.30
Port Republic	$ 2,816.03
Upper Deerfield Township	$ 73,633.65
Waterford Township	$ 27,991.10
Upper Township	$ 117,280.99
Stone Harbor	$ 9,416.34
	$ 773,190.44

SUMMARY REPORT OF AELCF/DIVIDENDS/RETRO PROGRAM
-attached

RECEIPT ACTIVITY FOR THE PERIOD

Subrogation Receipts July: $2,920.29 Aug: $49,859.53 YTD: $243,991.26
Adjustment Receipts July: $3,358.26 Aug: $ 2,634.52 YTD: $9,972.35
Assessment
July:$443,562
Aug:$5,304,365.25

CLAIM ACTIVITY FOR THE PERIOD:

ACTIVITY
The enclosed report shows claim activity during the reporting period for claims paid by the fund and claims payable by the Fund at period end:

July Checks Issued: 979 Claim Payments: 1,580 Total Issued: $812,274.15
Effect on Cash Position: $791,280.50
August Checks Issued: 442 Claim Payments: 1,147 Total Payments: 817,170.58
Effect on Cash Position: $758,200.59

CASH ACTIVITY FOR THE PERIOD:

ACTIVITY
The enclosed reconciliation report details that during the reporting period the Fund's "Cash Position" changed as follows:

July Opening Balance $49,989,501.27 Ending$47,956,683.90 Var. <$2,032,817.37>
Aug Opening Balance $47,956,683.90 Ending$51,442,510.26 Var. $3,485,826.36

INVESTMENT INTEREST & INVESTMENTS:

ACTIVITY:

Interest Income:	
July	$ 54,424.26
August	$ 44,033.20
YTD	$213,939.96

Overall rate of return-July 1.334%
Overall rate of return-August 1.445%

Unrealized Gain/Loss Position

Treasury	
July	$476,128.89
August	$440,060.86

Accrued Interest Position

Treasury	
July	$124,754.73
August	$ 72,289.92

ALLOCATION OF FUNDS:

	JULY		AUGUST	
Treasury-	$23,385,736.52	49%	$22,396,667.24	44%
JCMI-	$15,117,420.42	32%	$15,101,588.35	29%
Investors	$ 9,453,526.96	19%	$13,944,254.67	27%
	$47,956,683.90		$51,442,510.26	

BILL LIST FOR THE PERIOD:

Vouchers to be submitted for your consideration at the scheduled meeting show on the accompanying bill list at the end of my report.

The information contained in this cover report is a summary of key elements related to activity during the reporting period. Other detailed information is contained in the attached documents and, if desired, a more specific explanation on any question can be obtained by contacting me at 609-425-1136 or email *ocjjh4263@gmail.com*.

Respectfully Submitted,

John J. Hansen

John J. Hansen, Treasurer

YTD TO	JUNE	2021													***CONTROL***
					$ 20,806,501.84	$ 243,991.26	$ -	$ 29,429.00	$ 9,972.35	$ 14,123,222.75	$ -	$ 47,886.48	$ 6,352,000.00	$ -	**$ -**
						RECOVERY REGISTER:	**RECOVERY REGISTER:**								
CONTROL	**MONTH**	**DATE**	**GROUP NAME**		**TOTAL**	**SUBROGATION**	**EXCESS REIMB/REFUNDS/ALL OTHER**	**OTHER**	**ADJUSTMENT REGISTER**	**CY ASSESSMENT**	**OTHER**	**INTEREST**	**RETURN FROM M&T**	**OTHER**	**COMMENT**
	JULY	7/9/2021	BUENA BOROUGH		$ 356.50	$ 356.50									
	JULY	7/22/2021	FOLSOM		$ 9.87	$ 9.87									
	JULY	7/22/2021	FOLSOM		$ 29.81	$ 29.81									
	JULY	7/22/2021	FOLSOM		$ 19.74	$ 19.74									
	JULY	7/22/2021	FOLSOM		$ 9.87	$ 9.87									
	JULY	7/22/2021	PLEASANTVILLE		$ 2,368.26				$ 2,368.26						
	JULY	7/31/2021	GALLOWAY	DIT	$ 2,851.00	$ 2,851.00									
	JULY		VENTNOR		$ 990.00				$ 990.00						
	JULY	7/31/2021	ASSESSMENTS		$ 443,562.00					$ 443,562.00					
	JULY	7/31/2021	INTEREST INVESTORS		$ 4,023.36							$ 4,023.36			
					$ 453,863.91	**$ 2,920.29**	**$ -**	**$ -**	**$ 3,358.26**	**$ 443,562.00**	**$ -**	**$ 4,023.36**	**$ -**	**$ -**	
					$ 14,400,707.98	$ 195,156.73	$ -	$ 29,429.00	$ 6,312.83	$ 8,818,857.50	$ -	$ 43,951.92	$ 1,152,000.00	$ -	
					$ 16,281,867.81										
	AUGUST	8/16/2021	EGG HARBOR		$ 945.00				$ 945.00						
	AUGUST	8/16/2021	BUENA VISTA TWP		$ 30.00	$ 30.00									
	AUGUST	8/16/2021	HAMILTON		$ 4,169.78	$ 4,169.78									
	AUGUST	8/16/2021	ABSECON		$ 3,420.00	$ 3,420.00									
	AUGUST	8/16/2021	HAMILTON		$ 36,170.75	$ 36,170.75									
	AUGUST	8/16/2021	ABSECON		$ 263.00	$ 263.00									
	AUGUST	8/23/2021	PLEASANTVILLE		$ 4,222.00	$ 4,222.00									
	AUGUST	8/23/2021	STONE HARBOR		$ 1,584.00	$ 1,584.00									
	AUGUST	8/23/2021	WILDWOOD CREST		$ 1,167.52				$ 1,167.52						
	AUGUST	8/26/2021	VENTNOR		$ 522.00				$ 522.00						
	AUGUST		EGG HARBOR TWP		$ 945.00				$ 945.00						
	AUGUST	8/31/2021	ASSESSMENTS		$ 5,304,365.25					$ 5,304,365.25					
	AUGUST	8/31/2021	RETURN OF INVESTMENT		$ 1,045,000.00								$ 1,045,000.00		
	AUGUST	8/31/2021	INTEREST INVESTORS		$ 3,934.56							$ 3,934.56			
			je			$ (1,025.00)			$ 1,025.00						
			$ -		**$ 6,405,793.86**	**$ 48,834.53**	**$ -**	**$ -**	**$ 3,659.52**	**$ 5,304,365.25**	**$ -**	**$ 3,934.56**	**$ 1,045,000.00**	**$ -**	
					$ 20,806,501.84	$ 243,991.26	$ -	$ 29,429.00	$ 9,972.35	$ 14,123,222.75	$ -	$ 47,886.48	$ 2,197,000.00	$ -	
			$ -		**$ 20,806,501.84**										

SECTION A

INVESTMENT

REPORT

SUMMARY OF CASH AND INVESTMENT INSTRUMENTS
ATLANTIC COUNTY MUNICIPAL JOINT INSURANCE FUND
ALL FUND YEARS COMBINED
CURRENT MONTH **July**

CURRENT FUND YEAR **2021**

	Description:	INVESTORS LOSS	INVESTORS EXPENSE	INVESTORS:IMPRESS	Wilmington Sweep	Wilmington Trust Asset Manager	JCMI
	ID Number:						
	Maturity (Yrs)						
	Purchase Yield:						
	TOTAL for All Accts & instruments						
Opening Cash & Investment Balance	**$49,989,501.27**	**10,951,981.52**	750.00	**584,013.72**	**24,098.55**	23,384,780.69	**15,043,876.79**
Opening Interest Accrual Balance	**$93,021.46**	-	-	-	-	**93,021.46**	-
1 Interest Accrued and/or Interest Cost	$31,733.27	$0.00	$0.00	$0.00	$0.00	$31,733.27	$0.00
2 Interest Accrued - discounted Instr.s	$0.00	$0.00	$0.00	$0.00	$0.00	$0.00	$0.00
3 (Amortization and/or Interest Cost)	$0.00	$0.00	$0.00	$0.00	$0.00	$0.00	$0.00
4 Accretion	$364.33	$0.00	$0.00	$0.00	$0.00	$0.00	$364.33
5 Interest Paid - Cash Instr.s	$12,008.93	$4,023.36	$0.00	$0.00	-$3,011.53	$0.00	$10,997.10
6 Interest Paid - Term Instr.s	$0.00	$0.00	$0.00	$0.00	$0.00	$0.00	$0.00
7 Realized Gain (Loss)	$42,051.01	$0.00	$0.00	$0.00	$0.00	-$20,131.19	$62,182.20
8 Net Investment Income	$86,157.54	$4,023.36	$0.00	$0.00	-$3,011.53	$11,602.08	$73,543.63
9 Deposits - Purchases	$3,189,363.69	$449,840.55	$1,739,523.14	$1,000,000.00	$0.00	$0.00	$0.00
10 (Withdrawals - Sales)	-$5,276,605.33	-$2,739,523.14	-$1,739,523.14	-$797,559.05	$0.00	$0.00	$0.00
Ending Cash & Investment Balance	$47,956,683.90	$8,666,322.29	$750.00	$786,454.67	$21,087.02	$23,364,649.50	$15,117,420.42
Ending Interest Accrual Balance	$124,754.73	$0.00	$0.00	$0.00	$0.00	$124,754.73	$0.00
Plus Outstanding Checks	$1,964,685.21	$0.00	$1,462,605.01	$502,080.20	$0.00	$0.00	$0.00
(Less Deposits in Transit)	-$3,841.00	-$3,841.00	$0.00	$0.00	$0.00	$0.00	$0.00
Balance per Bank	$49,917,528.11	$8,662,481.29	$1,463,355.01	$1,288,534.87	$21,087.02	$23,364,649.50	$15,117,420.42

SUMMARY OF CASH AND INVESTMENT INSTRUMENTS
ATLANTIC COUNTY MUNICIPAL JOINT INSURANCE FUND
ALL FUND YEARS COMBINED
CURRENT MONTH **August**

CURRENT FUND YEAR **2021**

	Description:	INVESTORS LOSS	INVESTORS EXPENSE	INVESTORS:IMPRESS	Wilmington Sweep	Wilmington Trust Asset Manager	JCMI
	ID Number:						
	Maturity (Yrs)						
	Purchase Yield:						
	TOTAL for All Accts & instruments						
Opening Cash & Investment I	**$47,956,683.90**	**8,666,322.29**	750.00	**786,454.67**	**21,087.02**	23,364,649.50	**15,117,420.42**
Opening Interest Accrual Bal	**$124,754.73**	-	-	-	-	**124,754.73**	-
1 Interest Accrued and/or Inte	$30,705.82	$0.00	$0.00	$0.00	$0.00	$30,705.82	$0.00
2 Interest Accrued - discount	$0.00	$0.00	$0.00	$0.00	$0.00	$0.00	$0.00
3 zation and/or Interest Cost)	$0.00	$0.00	$0.00	$0.00	$0.00	$0.00	$0.00
4 Accretion	$8,828.12	$0.00	$0.00	$0.00	$0.00	$8,828.12	$0.00
5 Interest Paid - Cash Instr.s	$3,934.56	$3,934.56	$0.00	$0.00	$0.00	$0.00	$0.00
6 Interest Paid - Term Instr.s	$83,170.63	$0.00	$0.00	$0.00	$0.00	$83,170.63	$0.00
7 Realized Gain (Loss)	-$36,068.03	$0.00	$0.00	$0.00	$0.00	-$36,068.03	$0.00
8 Net Investment Income	$7,400.47	$3,934.56	$0.00	$0.00	$0.00	$3,465.91	$0.00
9 Deposits - Purchases	$10,603,730.81	$6,401,859.30	$1,104,371.51	$1,000,000.00	$1,052,500.00	$1,045,000.00	$0.00
10 (Withdrawals - Sales)	-$7,161,937.66	-$2,104,371.51	-$1,104,371.51	-$810,694.64	-$1,014,329.37	-$2,128,170.63	$0.00
Ending Cash & Investment Bal	$51,458,342.33	$12,967,744.64	$750.00	$975,760.03	$59,257.65	$22,337,409.59	$15,117,420.42
Ending Interest Accrual Balanc	$72,289.92	$0.00	$0.00	$0.00	$0.00	$72,289.92	$0.00
Plus Outstanding Checks	$398,628.80	$0.00	$7,869.00	$390,759.80	$0.00	$0.00	$0.00
(Less Deposits in Transit)	-$568,481.00	-$568,481.00	$0.00	$0.00	$0.00	$0.00	$0.00
Balance per Bank	$51,288,490.13	$12,399,263.64	$8,619.00	$1,366,519.83	$59,257.65	$22,337,409.59	$15,117,420.42

Investment Income Allocation

ETE

		Property	Liability	Auto	Workers Comp	Deductible	Contingency	POLEPL	MEL	Admin	Total
2021	Opening Cash & Investment Balance	76,601.36	761,065.34	129,159.35	1,935,791.46	698,391.82	0.00	(1,390,805.19)	(261,415.28)	(254,738.08)	$1,694,050.77
	Opening Interest Accrual Balance	168.64	696.07	121.73	1,898.43	640.71	0.00	2.11	3.79	0.00	$3,531.47
1	Interest Accrued and/or Interest Cost	$46.51	$462.09	$78.42	$1,175.33	$424.03	$0.00	$0.00	$0.00	$0.00	$2,186.38
2	Interest Accrued - discounted Instr.s	$0.00	$0.00	$0.00	$0.00	$0.00	$0.00	$0.00	$0.00	$0.00	$0.00
3	(Amortization and/or Interest Cost)	$0.00	$0.00	$0.00	$0.00	$0.00	$0.00	$0.00	$0.00	$0.00	$0.00
4	Accretion	$0.53	$5.31	$0.90	$13.49	$4.87	$0.00	$0.00	$0.00	$0.00	$25.10
5	Interest Paid - Cash Instr.s	$17.60	$174.87	$29.68	$444.78	$160.47	$0.00	$0.00	$0.00	$0.00	$827.40
6	Interest Paid - Term Instr.s	$0.00	$0.00	$0.00	$0.00	$0.00	$0.00	$0.00	$0.00	$0.00	$0.00
7	Realized Gain (Loss)	$61.63	$612.33	$103.92	$1,557.48	$561.90	$0.00	$0.00	$0.00	$0.00	$2,897.26
8	Net Investment Income	$126.27	$1,254.59	$212.91	$3,191.08	$1,151.27	$0.00	$0.00	$0.00	$0.00	$5,936.14
9	Interest Accrued - Net Change	$46.51	$462.09	$78.42	$1,175.33	$424.03	$0.00	$0.00	$0.00	$0.00	$2,186.38
	Ending Cash & Investment Balance	$13,329.47	$803,372.47	$127,424.83	$1,832,402.56	$736,119.73	$0.00	-$1,345,488.08	-$180,160.59	-$608,749.95	$1,378,250.45
	Ending Interest Accrual Balance	$215.14	$1,158.15	$200.15	$3,073.76	$1,064.75	$0.00	$2.11	$3.79	$0.00	$5,717.85

		Property	Liability	Auto	Workers Comp	Deductible	Contingency	POLEPL	MEL	Admin	Total
2020	Opening Cash & Investment Balance	(29,959.71)	1,791,144.45	284,022.36	2,732,320.09	1,666,885.13	32,955.42	(336,162.17)	122,071.01	2,660,544.57	$8,923,821.15
	Opening Interest Accrual Balance	106.23	3,114.65	494.03	5,611.77	2,877.88	56.90	1.30	314.44	4,665.11	$17,242.30
1	Interest Accrued and/or Interest Cost	$0.00	$1,087.51	$172.45	$1,658.95	$1,012.06	$20.01	$0.00	$74.12	$1,615.37	$5,640.46
2	Interest Accrued - discounted Instr.s	$0.00	$0.00	$0.00	$0.00	$0.00	$0.00	$0.00	$0.00	$0.00	$0.00
3	(Amortization and/or Interest Cost)	$0.00	$0.00	$0.00	$0.00	$0.00	$0.00	$0.00	$0.00	$0.00	$0.00
4	Accretion	$0.00	$12.49	$1.98	$19.05	$11.62	$0.23	$0.00	$0.85	$18.55	$64.76
5	Interest Paid - Cash Instr.s	$0.00	$411.55	$65.26	$627.80	$383.00	$7.57	$0.00	$28.05	$611.31	$2,134.54
6	Interest Paid - Term Instr.s	$0.00	$0.00	$0.00	$0.00	$0.00	$0.00	$0.00	$0.00	$0.00	$0.00
7	Realized Gain (Loss)	$0.00	$1,441.10	$228.52	$2,198.34	$1,341.12	$26.51	$0.00	$98.21	$2,140.59	$7,474.39
8	Net Investment Income	$0.00	$2,952.64	$468.20	$4,504.13	$2,747.80	$54.33	$0.00	$201.23	$4,385.81	$15,314.14
9	Interest Accrued - Net Change	$0.00	$1,087.51	$172.45	$1,658.95	$1,012.06	$20.01	$0.00	$74.12	$1,615.37	$5,640.46
	Ending Cash & Investment Balance	-$30,324.71	$1,789,313.59	$284,263.11	$2,509,455.43	$1,668,620.87	$32,989.74	-$336,162.17	$122,198.12	$2,661,512.42	$8,701,866.40
	Ending Interest Accrual Balance	$106.23	$4,202.15	$666.47	$7,270.71	$3,889.95	$76.91	$1.30	$388.56	$6,280.48	$22,882.76

Investment Income Allocation

.ETE

		Property	Liability	Auto	Workers Comp	Deductible	Contingency	POLEPL	MEL	Admin	Total
2021	Opening Cash & Investmer	13,329.47	803,372.47	127,424.83	1,832,402.56	736,119.73	0.00	(1,345,488.08)	(180,160.59)	(608,749.95)	$1,378,250.45
	Opening Interest Accrual B	215.14	1,158.15	200.15	3,073.76	1,064.75	0.00	2.11	3.79	0.00	$5,717.85
	1 Interest Accrued and/or Inte	$8.11	$488.86	$77.54	$1,115.04	$447.94	$0.00	$0.00	$0.00	$0.00	$2,137.50
	2 Interest Accrued - discount	$0.00	$0.00	$0.00	$0.00	$0.00	$0.00	$0.00	$0.00	$0.00	$0.00
	3 ization and/or Interest Cost)	$0.00	$0.00	$0.00	$0.00	$0.00	$0.00	$0.00	$0.00	$0.00	$0.00
	4 Accretion	$2.33	$140.55	$22.29	$320.58	$128.79	$0.00	$0.00	$0.00	$0.00	$614.54
	5 Interest Paid - Cash Instr.s	$1.04	$62.64	$9.94	$142.88	$57.40	$0.00	$0.00	$0.00	$0.00	$273.89
	6 Interest Paid - Term Instr.s	$143.43	$772.11	$133.43	$2,049.19	$709.84	$0.00	$1.41	$2.53	$0.00	$3,811.93
	7 Realized Gain (Loss)	-$9.53	-$574.23	-$91.08	-$1,309.76	-$526.16	$0.00	$0.00	$0.00	$0.00	-$2,510.77
	8 Net Investment Income	$1.95	$117.82	$18.69	$268.74	$107.96	$0.00	$0.00	$0.00	$0.00	$515.16
	9 Interest Accrued - Net Char	-$135.32	-$283.24	-$55.89	-$934.15	-$261.90	$0.00	-$1.41	-$2.53	$0.00	-$1,674.44
	Ending Cash & Investment	$217,036.21	$1,260,306.02	$211,332.30	$3,114,217.76	$1,178,964.61	$0.00	-$803,559.12	$791,531.46	-$868,346.67	$5,101,482.57
	Ending Interest Accrual Ba	$79.82	$874.91	$144.26	$2,139.61	$802.85	$0.00	$0.70	$1.26	$0.00	$4,043.42

		Property	Liability	Auto	Workers Comp	Deductible	Contingency	POLEPL	MEL	Admin	Total
2020	Opening Cash & Investmer	(30,324.71)	1,789,313.59	284,263.11	2,509,455.43	1,668,620.87	32,989.74	(336,162.17)	122,198.12	2,661,512.42	$8,701,866.40
	Opening Interest Accrual B	106.23	4,202.15	666.47	7,270.71	3,889.95	76.91	1.30	388.56	6,280.48	$22,882.76
	1 Interest Accrued and/or Inte	$0.00	$1,088.82	$172.98	$1,527.04	$1,015.38	$20.07	$0.00	$74.36	$1,619.57	$5,518.22
	2 Interest Accrued - discount	$0.00	$0.00	$0.00	$0.00	$0.00	$0.00	$0.00	$0.00	$0.00	$0.00
	3 ization and/or Interest Cost)	$0.00	$0.00	$0.00	$0.00	$0.00	$0.00	$0.00	$0.00	$0.00	$0.00
	4 Accretion	$0.00	$313.04	$49.73	$439.03	$291.93	$5.77	$0.00	$21.38	$465.64	$1,586.52
	5 Interest Paid - Cash Instr.s	$0.00	$139.52	$22.16	$195.67	$130.11	$2.57	$0.00	$9.53	$207.53	$707.09
	6 Interest Paid - Term Instr.s	$70.82	$2,801.46	$444.32	$4,847.18	$2,593.32	$51.27	$0.87	$259.04	$4,187.02	$15,255.30
	7 Realized Gain (Loss)	$0.00	-$1,278.97	-$203.19	-$1,793.71	-$1,192.70	-$23.58	$0.00	-$87.34	-$1,902.40	-$6,481.88
	8 Net Investment Income	$0.00	$262.42	$41.69	$368.03	$244.72	$4.84	$0.00	$17.92	$390.34	$1,329.96
	9 Interest Accrued - Net Char	-$70.82	-$1,712.64	-$271.34	-$3,320.14	-$1,577.94	-$31.20	-$0.87	-$184.68	-$2,567.45	-$9,737.08
	Ending Cash & Investment	-$25,252.43	$1,773,591.12	$284,576.14	$2,456,045.81	$1,670,443.53	$33,025.77	-$336,161.30	$122,400.72	$2,660,613.21	$8,639,282.57
	Ending Interest Accrual Ba	$35.41	$2,489.52	$395.13	$3,950.57	$2,312.01	$45.71	$0.43	$203.88	$3,713.03	$13,145.68

		Property	Liability	Auto	Workers Comp	Deductible	Contingency	POLEPL	MEL	Admin	Total
2019	Opening Cash & Investment Balance	187,463.65	1,993,211.13	279,643.95	1,347,813.49	1,969,796.94	0.00	8,797.20	13,399.17	211,529.49	$6,011,655.02
	Opening Interest Accrual Balance	304.68	3,588.76	495.41	2,995.94	3,463.97	0.00	15.43	25.90	378.17	$11,268.25
1	Interest Accrued and/or Interest Cost	$113.82	$1,210.19	$169.79	$818.33	$1,195.98	$0.00	$5.34	$8.14	$128.43	$3,650.02
2	Interest Accrued - discounted Instr.s	$0.00	$0.00	$0.00	$0.00	$0.00	$0.00	$0.00	$0.00	$0.00	$0.00
3	(Amortization and/or Interest Cost)	$0.00	$0.00	$0.00	$0.00	$0.00	$0.00	$0.00	$0.00	$0.00	$0.00
4	Accretion	$1.31	$13.89	$1.95	$9.40	$13.73	$0.00	$0.06	$0.09	$1.47	$41.91
5	Interest Paid - Cash Instr.s	$43.07	$457.98	$64.25	$309.69	$452.60	$0.00	$2.02	$3.08	$48.60	$1,381.29
6	Interest Paid - Term Instr.s	$0.00	$0.00	$0.00	$0.00	$0.00	$0.00	$0.00	$0.00	$0.00	$0.00
7	Realized Gain (Loss)	$150.83	$1,603.67	$224.99	$1,084.41	$1,584.84	$0.00	$7.08	$10.78	$170.19	$4,836.79
8	Net Investment Income	$309.03	$3,285.74	$460.98	$2,221.82	$3,247.14	$0.00	$14.50	$22.09	$348.70	$9,910.00
9	Interest Accrued - Net Change	$113.82	$1,210.19	$169.79	$818.33	$1,195.98	$0.00	$5.34	$8.14	$128.43	$3,650.02
	Ending Cash & Investment Balance	$187,368.86	$1,987,693.67	$279,935.15	$1,230,963.78	$1,971,848.10	$0.00	$8,806.36	$13,413.12	$211,749.75	$5,891,778.79
	Ending Interest Accrual Balance	$418.50	$4,798.95	$665.20	$3,814.27	$4,659.95	$0.00	$20.77	$34.03	$506.60	$14,918.27

		Property	Liability	Auto	Workers Comp	Deductible	Contingency	POLEPL	MEL	Admin	Total
2018	Opening Cash & Investment Balance	74,704.84	1,208,937.95	292,820.50	1,322,946.95	1,757,715.07	0.00	127,020.81	(2,742.66)	238,158.48	$5,019,561.94
	Opening Interest Accrual Balance	134.67	2,321.38	541.08	2,800.04	3,091.26	0.00	208.07	0.00	418.99	$9,515.49
1	Interest Accrued and/or Interest Cost	$45.36	$734.02	$177.79	$803.24	$1,067.21	$0.00	$77.12	$0.00	$144.60	$3,049.33
2	Interest Accrued - discounted Instr.s	$0.00	$0.00	$0.00	$0.00	$0.00	$0.00	$0.00	$0.00	$0.00	$0.00
3	(Amortization and/or Interest Cost)	$0.00	$0.00	$0.00	$0.00	$0.00	$0.00	$0.00	$0.00	$0.00	$0.00
4	Accretion	$0.52	$8.43	$2.04	$9.22	$12.25	$0.00	$0.89	$0.00	$1.66	$35.01
5	Interest Paid - Cash Instr.s	$17.16	$277.78	$67.28	$303.97	$403.87	$0.00	$29.19	$0.00	$54.72	$1,153.97
6	Interest Paid - Term Instr.s	$0.00	$0.00	$0.00	$0.00	$0.00	$0.00	$0.00	$0.00	$0.00	$0.00
7	Realized Gain (Loss)	$60.11	$972.67	$235.59	$1,064.40	$1,414.20	$0.00	$102.20	$0.00	$191.61	$4,040.79
8	Net Investment Income	$123.15	$1,992.89	$482.70	$2,180.83	$2,897.53	$0.00	$209.39	$0.00	$392.60	$8,279.09
9	Interest Accrued - Net Change	$45.36	$734.02	$177.79	$803.24	$1,067.21	$0.00	$77.12	$0.00	$144.60	$3,049.33
	Ending Cash & Investment Balance	$74,782.63	$1,175,024.82	$289,759.41	$1,298,364.95	$1,759,545.39	$0.00	$127,153.08	-$2,742.66	$238,406.48	$4,960,294.10
	Ending Interest Accrual Balance	$180.03	$3,055.39	$718.87	$3,603.27	$4,158.47	$0.00	$285.19	$0.00	$563.59	$12,564.82

		Property	Liability	Auto	Workers Comp	Deductible	Contingency	POLEPL	MEL	Admin	Total
2019	Opening Cash & Investmen	187,368.86	1,987,693.67	279,935.15	1,230,963.78	1,971,848.10	0.00	8,806.36	13,413.12	211,749.75	$5,891,778.79
	Opening Interest Accrual B	418.50	4,798.95	665.20	3,814.27	4,659.95	0.00	20.77	34.03	506.60	$14,918.27
1	Interest Accrued and/or Inte	$114.02	$1,209.54	$170.34	$749.06	$1,199.90	$0.00	$5.36	$8.16	$128.85	$3,585.23
2	Interest Accrued - discount	$0.00	$0.00	$0.00	$0.00	$0.00	$0.00	$0.00	$0.00	$0.00	$0.00
3	ization and/or Interest Cost)	$0.00	$0.00	$0.00	$0.00	$0.00	$0.00	$0.00	$0.00	$0.00	$0.00
4	Accretion	$32.78	$347.75	$48.98	$215.36	$344.98	$0.00	$1.54	$2.35	$37.05	$1,030.78
5	Interest Paid - Cash Instr.s	$14.61	$154.99	$21.83	$95.98	$153.75	$0.00	$0.69	$1.05	$16.51	$459.40
6	Interest Paid - Term Instr.s	$279.00	$3,199.33	$443.47	$2,542.87	$3,106.66	$0.00	$13.85	$22.69	$337.74	$9,945.59
7	Realized Gain (Loss)	-$133.93	-$1,420.76	-$200.09	-$879.87	-$1,409.44	$0.00	-$6.29	-$9.59	-$151.35	-$4,211.33
8	Net Investment Income	$27.48	$291.51	$41.06	$180.53	$289.19	$0.00	$1.29	$1.97	$31.06	$864.09
9	Interest Accrued - Net Char	-$164.98	-$1,989.79	-$273.12	-$1,793.81	-$1,906.76	$0.00	-$8.49	-$14.53	-$208.88	-$6,360.36
	Ending Cash & Investment	$187,561.32	$1,975,128.05	$270,862.08	$1,132,975.86	$1,974,044.05	$0.00	$8,816.14	$13,429.62	$211,989.69	$5,774,806.81
	Ending Interest Accrual Ba	$253.51	$2,809.16	$392.07	$2,020.46	$2,753.19	$0.00	$12.28	$19.51	$297.72	$8,557.91

		Property	Liability	Auto	Workers Comp	Deductible	Contingency	POLEPL	MEL	Admin	Total
2018	Opening Cash & Investmen	74,782.63	1,175,024.82	289,759.41	1,298,364.95	1,759,545.39	0.00	127,153.08	(2,742.66)	238,406.48	$4,960,294.10
	Opening Interest Accrual B	180.03	3,055.39	718.87	3,603.27	4,158.47	0.00	285.19	0.00	563.59	$12,564.82
1	Interest Accrued and/or Inte	$45.51	$715.02	$176.32	$790.07	$1,070.71	$0.00	$77.37	$0.00	$145.07	$3,020.08
2	Interest Accrued - discount	$0.00	$0.00	$0.00	$0.00	$0.00	$0.00	$0.00	$0.00	$0.00	$0.00
3	ization and/or Interest Cost)	$0.00	$0.00	$0.00	$0.00	$0.00	$0.00	$0.00	$0.00	$0.00	$0.00
4	Accretion	$13.08	$205.57	$50.69	$227.15	$307.84	$0.00	$22.25	$0.00	$41.71	$868.29
5	Interest Paid - Cash Instr.s	$5.83	$91.62	$22.59	$101.24	$137.20	$0.00	$9.91	$0.00	$18.59	$386.98
6	Interest Paid - Term Instr.s	$120.02	$2,036.94	$479.25	$2,402.20	$2,772.34	$0.00	$190.13	$0.00	$375.73	$8,376.61
7	Realized Gain (Loss)	-$53.45	-$839.88	-$207.11	-$928.05	-$1,257.69	$0.00	-$90.89	$0.00	-$170.41	-$3,547.48
8	Net Investment Income	$10.97	$172.33	$42.50	$190.42	$258.05	$0.00	$18.65	$0.00	$34.96	$727.88
9	Interest Accrued - Net Char	-$74.51	-$1,321.92	-$302.93	-$1,612.13	-$1,701.63	$0.00	-$112.76	$0.00	-$230.65	-$5,356.54
	Ending Cash & Investment	$74,868.11	$1,162,428.35	$290,104.83	$1,287,769.17	$1,761,505.08	$0.00	$127,284.49	-$2,742.66	$238,672.10	$4,939,889.47
	Ending Interest Accrual Ba	$105.51	$1,733.47	$415.94	$1,991.15	$2,456.84	$0.00	$172.44	$0.00	$332.93	$7,208.28

		Property	Liability	Auto	Workers Comp	Deductible	Contingency	POLEPL	MEL	Admin	Total
2017	Opening Cash & Investment Balance	95,856.01	853,048.51	130,602.09	1,198,535.81	2,078,974.77	0.00	4.00	268,541.18	205,184.80	$4,830,747.17
	Opening Interest Accrual Balance	168.56	1,646.63	264.30	2,354.48	3,656.26	0.00	0.01	472.28	360.86	$8,923.37
1	Interest Accrued and/or Interest Cost	$58.20	$517.93	$79.30	$727.70	$1,262.26	$0.00	$0.00	$163.05	$124.58	$2,933.02
2	Interest Accrued - discounted Instr.s	$0.00	$0.00	$0.00	$0.00	$0.00	$0.00	$0.00	$0.00	$0.00	$0.00
3	(Amortization and/or Interest Cost)	$0.00	$0.00	$0.00	$0.00	$0.00	$0.00	$0.00	$0.00	$0.00	$0.00
4	Accretion	$0.67	$5.95	$0.91	$8.35	$14.49	$0.00	$0.00	$1.87	$1.43	$33.67
5	Interest Paid - Cash Instr.s	$22.02	$196.00	$30.01	$275.39	$477.68	$0.00	$0.00	$61.70	$47.15	$1,109.95
6	Interest Paid - Term Instr.s	$0.00	$0.00	$0.00	$0.00	$0.00	$0.00	$0.00	$0.00	$0.00	$0.00
7	Realized Gain (Loss)	$77.12	$686.34	$105.08	$964.30	$1,672.68	$0.00	$0.00	$216.06	$165.09	$3,886.66
8	Net Investment Income	$158.02	$1,406.22	$215.29	$1,975.74	$3,427.12	$0.00	$0.01	$442.68	$338.24	$7,963.32
9	Interest Accrued - Net Change	$58.20	$517.93	$79.30	$727.70	$1,262.26	$0.00	$0.00	$163.05	$124.58	$2,933.02
	Ending Cash & Investment Balance	$95,955.83	$847,543.80	$128,593.09	$1,176,219.68	$2,081,139.62	$0.00	$4.00	$268,820.81	$205,398.46	$4,803,675.29
	Ending Interest Accrual Balance	$226.76	$2,164.56	$343.60	$3,082.18	$4,918.52	$0.00	$0.01	$635.32	$485.44	$11,856.39

		Property	Liability	Auto	Workers Comp	Deductible	Contingency	POLEPL	MEL	Admin	Total
Closed FY	Opening Cash & Investment Balance	729.95	0.00	0.00	0.00	0.00	0.00	0.00	0.00	21,408,061.18	$21,408,791.13
	Opening Interest Accrual Balance	0.29	0.00	0.00	0.00	0.00	0.00	0.00	0.00	38,847.89	$38,848.18
1	Interest Accrued and/or Interest Cost	$0.44	$0.00	$0.00	$0.00	$0.00	$0.00	$0.00	$0.00	$12,998.06	$12,998.50
2	Interest Accrued - discounted Instr.s	$0.00	$0.00	$0.00	$0.00	$0.00	$0.00	$0.00	$0.00	$0.00	$0.00
3	(Amortization and/or Interest Cost)	$0.00	$0.00	$0.00	$0.00	$0.00	$0.00	$0.00	$0.00	$0.00	$0.00
4	Accretion	$0.01	$0.00	$0.00	$0.00	$0.00	$0.00	$0.00	$0.00	$149.23	$149.24
5	Interest Paid - Cash Instr.s	$0.17	$0.00	$0.00	$0.00	$0.00	$0.00	$0.00	$0.00	$4,918.90	$4,919.07
6	Interest Paid - Term Instr.s	$0.00	$0.00	$0.00	$0.00	$0.00	$0.00	$0.00	$0.00	$0.00	$0.00
7	Realized Gain (Loss)	$0.59	$0.00	$0.00	$0.00	$0.00	$0.00	$0.00	$0.00	$17,224.24	$17,224.83
8	Net Investment Income	$1.20	$0.00	$0.00	$0.00	$0.00	$0.00	$0.00	$0.00	$35,290.43	$35,291.63
9	Interest Accrued - Net Change	$0.44	$0.00	$0.00	$0.00	$0.00	$0.00	$0.00	$0.00	$12,998.06	$12,998.50
	Ending Cash & Investment Balance	$792.96	$0.00	$0.00	$0.00	$0.00	$0.00	$0.00	$0.00	$20,116,964.16	$20,117,757.12
	Ending Interest Accrual Balance	$0.73	$0.00	$0.00	$0.00	$0.00	$0.00	$0.00	$0.00	$51,845.95	$51,846.68

		Property	Liability	Auto	Workers Comp	Deductible	Contingency	POLEPL	MEL	Admin	Total
2017	Opening Cash & Investmen	95,955.83	847,543.80	128,593.09	1,176,219.68	2,081,139.62	0.00	4.00	268,820.81	205,398.46	$4,803,675.29
	Opening Interest Accrual B	226.76	2,164.56	343.60	3,082.18	4,918.52	0.00	0.01	635.32	485.44	$11,856.39
1	Interest Accrued and/or Inte	$58.39	$515.74	$78.25	$715.75	$1,266.40	$0.00	$0.00	$163.58	$124.99	$2,923.10
2	Interest Accrued - discount	$0.00	$0.00	$0.00	$0.00	$0.00	$0.00	$0.00	$0.00	$0.00	$0.00
3	ization and/or Interest Cost)	$0.00	$0.00	$0.00	$0.00	$0.00	$0.00	$0.00	$0.00	$0.00	$0.00
4	Accretion	$16.79	$148.28	$22.50	$205.78	$364.10	$0.00	$0.00	$47.03	$35.93	$840.41
5	Interest Paid - Cash Instr.s	$7.48	$66.09	$10.03	$91.71	$162.27	$0.00	$0.00	$20.96	$16.02	$374.56
6	Interest Paid - Term Instr.s	$151.18	$1,443.05	$229.07	$2,054.80	$3,279.04	$0.00	$0.01	$423.55	$323.63	$7,904.32
7	Realized Gain (Loss)	-$68.59	-$605.81	-$91.92	-$840.74	-$1,487.56	$0.00	-$0.00	-$192.15	-$146.81	-$3,433.57
8	Net Investment Income	$14.07	$124.30	$18.86	$172.50	$305.22	$0.00	$0.00	$39.43	$30.12	$704.50
9	Interest Accrued - Net Char	-$92.78	-$927.31	-$150.82	-$1,339.06	-$2,012.64	$0.00	-$0.00	-$259.97	-$198.64	-$4,981.22
	Ending Cash & Investment	$96,062.69	$844,770.51	$119,751.82	$1,135,849.03	$2,083,457.48	$0.00	$4.00	$269,120.21	$205,627.22	$4,754,642.96
	Ending Interest Accrual Ba	$133.98	$1,237.25	$192.78	$1,743.12	$2,905.88	$0.00	$0.01	$375.35	$286.80	$6,875.17

		Property	Liability	Auto	Workers Comp	Deductible	Contingency	POLEPL	MEL	Admin	Total
Closed FY	Opening Cash & Investmen	792.96	0.00	0.00	0.00	0.00	0.00	0.00	0.00	20,116,964.16	$20,117,757.12
	Opening Interest Accrual B	0.73	0.00	0.00	0.00	0.00	0.00	0.00	0.00	51,845.95	$51,846.68
1	Interest Accrued and/or Inte	$0.48	$0.00	$0.00	$0.00	$0.00	$0.00	$0.00	$0.00	$12,241.46	$12,241.94
2	Interest Accrued - discount	$0.00	$0.00	$0.00	$0.00	$0.00	$0.00	$0.00	$0.00	$0.00	$0.00
3	ization and/or Interest Cost)	$0.00	$0.00	$0.00	$0.00	$0.00	$0.00	$0.00	$0.00	$0.00	$0.00
4	Accretion	$0.14	$0.00	$0.00	$0.00	$0.00	$0.00	$0.00	$0.00	$3,519.50	$3,519.64
5	Interest Paid - Cash Instr.s	$0.06	$0.00	$0.00	$0.00	$0.00	$0.00	$0.00	$0.00	$1,568.59	$1,568.65
6	Interest Paid - Term Instr.s	$0.49	$0.00	$0.00	$0.00	$0.00	$0.00	$0.00	$0.00	$34,564.25	$34,564.74
7	Realized Gain (Loss)	-$0.57	$0.00	$0.00	$0.00	$0.00	$0.00	$0.00	$0.00	-$14,379.21	-$14,379.77
8	Net Investment Income	$0.12	$0.00	$0.00	$0.00	$0.00	$0.00	$0.00	$0.00	$2,950.34	$2,950.46
9	Interest Accrued - Net Char	-$0.00	$0.00	$0.00	$0.00	$0.00	$0.00	$0.00	$0.00	-$22,322.79	-$22,322.79
	Ending Cash & Investment	$598.08	$0.00	$0.00	$0.00	$0.00	$0.00	$0.00	$0.00	$20,142,237.29	$20,142,835.37
	Ending Interest Accrual Ba	$0.73	$0.00	$0.00	$0.00	$0.00	$0.00	$0.00	$0.00	$29,523.16	$29,523.88

WILMINGTON TRUST

Corporate Headquarters
1100 North Market Street
Wilmington, DE 19890-0001

Accounting Statement

120772-000 - ATLANTIC COUNTY MUNICIPAL JIF
July 01, 2021 - July 31, 2021

Your Portfolio at a Glance

Opening Market Value w/Accrued Income	$23,477,802.15
Net of Contributions & Withdrawals	-
Net Investment Change	$11,602.08
Closing Market Value w/Accrued Income	**$23,489,404.23**

Accounts Included

WILMINGTON TRUST, NA AS INVESTMENT AGENT UNDER AGREEMENT
DATED 2/23/2017 WITH ATLANTIC COUNTY MUNICIPAL MANAGEMENT JOINT
INSURANCE FUND
120772-000

Your Relationship Team

SUSAN T O'NEAL **(302) 636-6448**
Relationship Manager
so'neal@wilmingtontrust.com

ZIA E QASIM **(302) 651-8413**
Portfolio Manager
zqasim@wilmingtontrust.com

JOHN HANSEN
ATLANTIC COUNTY MUNICIPAL JIF
PO BOX 97
OCEAN CITY, NJ 08226

Table of Contents

Relationship Summary

Asset Allocation 3
Accrued Income by Asset Class Summary 3
Portfolio Valuations & Activity Summary 4
Income Received Summary 4
Realized Gain/Loss Summary 4
Cash Activity Summary 5

Asset Allocation

Asset & Sub Asset Allocation 6

Holdings Detail

Fixed Income 7

Activity Detail

Transaction Activity Detail 10
Realized Gain / Loss Detail 11

Disclosures

Statement Disclosures 12

Glossary

Glossary 14

Please see Glossary for descriptions of key fields depicted in this statement.

Asset Allocation

Asset Class	Total Market Value	Allocation (%)
Fixed Income	$23,364,649.50	100%
TOTAL	**$23,364,649.50**	**100%**

Accrued Income by Asset Class Summary

Asset Class	Market Value	Accrued Income	Market Value + Accrued Income	Estimated Annual Income	Estimated Yield (%)
Fixed Income	$23,364,649.50	$124,754.73	$23,489,404.23	$375,147.50	1.61%
TOTAL	**$23,364,649.50**	**$124,754.73**	**$23,489,404.23**	**$375,147.50**	**1.61%**

Market Values may be generated using market quotations, closing price, mean bid or ask, or estimated market value obtained from quotation services. Mutual fund balances are incorporated into appropriate asset classifications. Derivative instruments are classified based upon the corresponding underlying security and does not represent a comprehensive risk assessment of your account.
Asset values will fluctuate. **Estimated Annual Income** is provided for comparison purposes only. Estimated Annual Income is based on historical data or other assumptions and is not a guarantee of future results. This report should not be used to prepare tax documents.
Yield for Cash & Equivalents is calculated based on Market Value of investments and does not include Uninvested Cash (Cash Balance) or Cash Payables and Receivables for pending trades.

WILMINGTON TRUST

Relationship Summary *(continued)*

120772-000 - ATLANTIC COUNTY MUNICIPAL JIF
July 01, 2021 - July 31, 2021

Portfolio Valuations & Activity Summary

Category	Current Period	Year-to-Date
Opening Market Value	**$23,384,780.69**	**$28,642,355.73**
Accrued Income	93,021.46	124,614.63
Opening Market Value w/Accrued Income	**$23,477,802.15**	**$28,766,970.36**
Contributions		
Cash Receipts	-	5,307,000.00
Intra-Account Transfers	-	-
Other Receipts	-	-
Securities Transferred In	-	-
Tax Refunds	-	-
Total Contributions	-	**$5,307,000.00**
Withdrawals		
Cash Disbursements	-	-
Intra-Account Transfers	-	-
Other Disbursements	-	-10,603,430.01
Other Fees	-	-
Securities Transferred Out	-	-
Tax Payments	-	-
Taxes Withheld	-	-
Wilmington Trust Fees	-	-
Total Withdrawals	-	**-$10,603,430.01**
Net Contributions & Withdrawals	-	**-$5,296,430.01**
Closing Market Value	23,364,649.50	23,364,649.50
Accrued Income	124,754.73	124,754.73
Closing Market Value w/Accrued Income	**$23,489,404.23**	**$23,489,404.23**
Net Investment Change	**$11,602.08**	**$18,863.88**

Net Investment Change Detail

	Current Period	Year-to-Date
Net Investment Change	**$11,602.08**	**$18,863.88**
Income Earned		
Dividends	-	-
Net Interest	-	231,430.01
Other Income	-	-
Change in Accrual	31,733.27	140.10
Total Income Earned	**$31,733.27**	**$231,570.11**
Market Appreciation	**-$20,131.19**	**-$212,706.23**

Income Received Summary

Category	Current Period	Year-to-Date
Taxable		
Dividends	-	-
Interest	-	231,430.01
Other Income	-	-
Total Taxable	-	**$231,430.01**
Tax-Exempt		
Dividends	-	-
Interest	-	-
Other Income	-	-
Total Tax-Exempt	-	-
TOTAL RECEIVED	-	**$231,430.01**

Actual income received may differ from that presented on this schedule due to restatements related to corporate actions. Purchase of Accrued Interest on securities is not included in the Summary.Taxable and Tax-exempt status is determined by security, rather than account type, so tax-exempt accounts may have holdings included in the Taxable category. This is not a tax document and should not be used for tax preparation.

Realized Gain/Loss Summary

Category	Current Period	Year-to-Date
Short Term		
Gain	-	-
Loss	-	-
Total Short Term	-	-
Long Term		
Gain	-	43,681.63
Loss	-	-
Total Long Term	-	**$43,681.63**
TOTAL GAIN/LOSS	-	**$43,681.63**

Realized Gain/Loss estimates are preliminary, are reliant upon accurate cost basis information, and may not reflect all cost basis adjustments. Corporate actions and income reclassifications will alter a holding's basis and subsequent gain/loss values. Gain/Loss estimates include results for both Taxable and Tax-exempt accounts. This is not a tax document and should not be used for tax preparation.

Management and advisory fees charged through accounts not listed under the Market Value Summary will not be shown in this schedule. Transactions classified in Other (Receipts, Fees, and Disbursements) categories are identified in the Transaction Activity Detail.

Market Appreciation reflects your Closing Market Value w/Accrued Income, less the net of contributions, withdrawals, and income earned, less your Opening Market Value w/Accrued Income.

Cash Activity Summary

Category	Current Period Cash	Year-to-Date Cash
Opening Balance	-	-
Receipts		
Cash Receipts	-	5,307,000.00
Dividends	-	-
Intra-Account Transfers	-	-
Maturities	-	5,065,000.00
Net Interest	-	231,430.01
Other Income	-	-
Other Receipts	-	-
Sales	-	-
Tax Refunds	-	-
Total Receipts	-	**$10,603,430.01**
Disbursements		
Cash Disbursements	-	-
Intra-Account Transfers	-	-
Other Disbursements	-	-10,603,430.01
Other Fees	-	-
Purchases	-	-
Tax Payments	-	-
Taxes Withheld	-	-
Wilmington Trust Fees	-	-
Total Disbursements	-	**-$10,603,430.01**
TOTAL CLOSING BALANCE	-	-
Net Total Payables and Receivables	-	
NET OF CASH BALANCE	-	

Opening and Total Closing Balances include holdings of cash and money market funds in USD currency.
Pending purchases, pending sales and foreign currency holdings are not included.

Asset & Sub Asset Allocation

Asset Class	Total Market Value (%)	Closing Market Value	Cost	Unrealized Gain/Loss	Accrued Income	Market Value w/ Accrued Income
Fixed Income						
U.S. Taxable Fixed Income	100.00%	$23,364,649.50	$22,888,520.61	$476,128.89	$124,754.73	$23,489,404.23
Total Fixed Income	**100.00%**	**$23,364,649.50**	**$22,888,520.61**	**$476,128.89**	**$124,754.73**	**$23,489,404.23**
TOTAL ASSETS	**100%**	**$23,364,649.50**	**$22,888,520.61**	**$476,128.89**	**$124,754.73**	**$23,489,404.23**

Fixed Income

Security Name	Quantity	Market Price	Market Value	Cost	Unrealized Gain/Loss	Accrued Income	Estimated Annual Income	Effective Duration	Yield to Worst (%)	Market Value (%)
U.S. Taxable Fixed Income										
U.S. Treasury Bonds										
UNITED STATES TREASURY NOTES DTD 08/15/2011 2.125% 08/15/2021 CUSIP: 912828RC6 Moody's: AAA	1,000,000	$100.075	$1,000,750.00	$991,171.88	$9,578.12	$9,803.18	$21,250.00	0.05	0.16%	4.28%
UNITED STATES TREASURY NOTES DTD 09/30/2016 1.125% 09/30/2021 CUSIP: 912828T34 Moody's: AAA	2,085,000	100.173	2,088,607.05	2,063,416.99	25,190.06	7,882.84	23,456.25	0.17	0.07	8.94
UNITED STATES TREASURY NOTES DTD 11/30/2016 1.750% 11/30/2021 CUSIP: 912828U65 Moody's: AAA	1,050,000	100.557	1,055,848.50	1,048,281.26	7,567.24	3,112.70	18,375.00	0.34	0.07	4.52
UNITED STATES TREASURY NOTES DTD 01/31/2015 1.500% 01/31/2022 CUSIP: 912828H86 Moody's: AAA	1,000,000	100.703	1,007,030.00	986,210.94	20,819.06	7,540.76	15,000.00	0.51	0.07	4.31
UNITED STATES TREASURY NOTES DTD 02/28/2017 1.875% 02/28/2022 CUSIP: 912828W55 Moody's: AAA	5,135,000	101.047	5,188,763.45	5,065,998.44	122,765.01	40,291.61	96,281.25	0.58	0.06	22.21
UNITED STATES TREASURY NOTES DTD 03/31/2015 1.750% 03/31/2022 CUSIP: 912828J76 Moody's: AAA	2,000,000	101.113	2,022,260.00	1,998,046.88	24,213.12	11,762.30	35,000.00	0.67	0.06	8.66
UNITED STATES TREASURY NOTES DTD 06/30/2017 1.750% 06/30/2022 CUSIP: 912828XW5 Moody's: AAA	2,000,000	101.516	2,030,320.00	1,995,625.00	34,695.00	3,043.48	35,000.00	0.92	0.06	8.69

Fixed Income *(continued)*

Security Name	Quantity	Market Price	Market Value	Cost	Unrealized Gain/Loss	Accrued Income	Estimated Annual Income	Effective Duration	Yield to Worst (%)	Market Value (%)
UNITED STATES TREASURY NOTES DTD 08/15/2019 1.500% 08/15/2022 CUSIP: 912828YA2 Moody's: AAA	1,244,000	$101.465	$1,262,224.60	$1,241,230.16	$20,994.44	$8,608.34	$18,660.00	1.03	0.07%	5.40%
UNITED STATES TREASURY NOTES DTD 09/15/2019 1.500% 09/15/2022 CUSIP: 912828YF1 Moody's: AAA	1,050,000	101.582	1,066,611.00	1,047,990.23	18,620.77	5,949.05	15,750.00	1.12	0.09	4.57
UNITED STATES TREASURY NOTES DTD 10/15/2019 1.375% 10/15/2022 CUSIP: 912828YK0 Moody's: AAA	1,030,000	101.527	1,045,728.10	1,022,878.52	22,849.58	4,179.10	14,162.50	1.20	0.10	4.48
UNITED STATES TREASURY NOTES DTD 02/29/2016 1.500% 02/28/2023 CUSIP: 912828P79 Moody's: AAA	1,010,000	102.148	1,031,694.80	1,007,869.53	23,825.27	6,339.95	15,150.00	1.56	0.15	4.42
UNITED STATES TREASURY NOTES DTD 05/31/2016 1.625% 05/31/2023 CUSIP: 912828R69 Moody's: AAA	2,350,000	102.648	2,412,228.00	2,344,492.19	67,735.81	6,537.53	38,187.50	1.81	0.18	10.32

Fixed Income *(continued)*

Security Name	Quantity	Market Price	Market Value	Cost	Unrealized Gain/Loss	Accrued Income	Estimated Annual Income	Effective Duration	Yield to Worst (%)	Market Value (%)
UNITED STATES TREASURY NOTES DTD 09/30/2016 1.375% 09/30/2023 CUSIP: 912828T26 Moody's: AAA	2,100,000	$102.504	$2,152,584.00	$2,075,308.59	$77,275.41	$9,703.89	$28,875.00	2.14	0.23%	9.21%
Total U.S. Treasury Bonds			**$23,364,649.50**	**$22,888,520.61**	**$476,128.89**	**$124,754.73**	**$375,147.50**	**0.93**	**0.10%**	**100%**
Total U.S. Taxable Fixed Income			**$23,364,649.50**	**$22,888,520.61**	**$476,128.89**	**$124,754.73**	**$375,147.50**	**0.93**	**0.10%**	**100%**
TOTAL FIXED INCOME			**$23,364,649.50**	**$22,888,520.61**	**$476,128.89**	**$124,754.73**	**$375,147.50**	**0.93**	**0.10%**	**100%**
Grand Total Accrued Income			**$23,364,649.50** $124,754.73	**$22,888,520.61**	**$476,128.89**	**$124,754.73**	**$375,147.50**			**100%**
Grand Total Market Value w/ Accrued Income			**$23,489,404.23**							

Transaction Activity Detail

Trade Date Settlement Date	Transaction Type	Transaction Description	Quantity	Cash Value	Cash Management

No activity for this statement period.

Realized Gain / Loss Detail

Transaction Description	Disposition Date	Quantity	Cost	Proceeds	Short Term Gain/Loss	Long Term Gain/Loss	Realized Gain/Loss

There are no realized gain/loss transactions to report for this statement period.

Realized Gain/Loss estimates are preliminary, are reliant upon accurate cost basis information, and may not reflect all cost basis adjustments. Corporate actions and income reclassifications will alter a holding's basis and subsequent gain/loss values. Gain/Loss estimates include results for both Taxable and Tax-exempt accounts. This is not a tax document and should not be used for tax preparation.

Statement Disclosures

Statement Review; Limitations on Actions
Please carefully review your statements and retain them for your records as they may contain notices, disclosures and other important information in addition to the summary of the transactions in your account for the reporting period, including contributions, distributions, transfers, and purchases and sales of securities. Summary data is also provided for off-setting investment option transfers or other transfers made between accounts.

Please report promptly any material inaccuracy or discrepancy in this information to your Relationship Manager. If revised data becomes available to Wilmington Trust after these reports are generated, we may update our records accordingly; however, revised data typically will not result in the generation of a new report.

Fee Arrangements
Wilmington Trust and its affiliates may earn additional compensation from uninvested cash in the form of earnings, which Wilmington Trust expects will be generated at the prevailing federal funds rate. Such earnings may be generated between the time the moneys are received by Wilmington Trust and actually forwarded to implement investment instructions, or between the time a distribution is issued and presented.

Affiliated Advisers
"Wilmington Trust" is a service mark encompassing the trust and investment business of Manufacturer's & Trader's Trust Company ("M&T Bank") in providing services to this account, and of some of M&T Bank's subsidiaries and affiliates, serving individual and institutional clients. Subsidiaries and affiliates include, but are not limited to, Wilmington Trust Company (operating in Delaware only); Wilmington Trust, N.A., a national association; and Wilmington Funds Management Corp., Wilmington Trust Investment Advisors, Inc., and other registered investment adviser affiliates. For additional information regarding the Wilmington Trust brand, underlying entities, and products and services offered, please visit our web site at www.wilmingtontrust.com.

In performing discretionary investment services for an account, M&T Bank or an affiliate may invest account assets in one or more mutual funds, including mutual funds ("Affiliated Funds") advised by investment management affiliates of M&T Bank, including Wilmington Funds Management Corporation ("WFMC") and Wilmington Trust Investment Advisors, Inc. ("WTIA") ("Affiliated Advisers").

The Affiliated Advisers, M&T Bank, and M&T Securities, Inc., another affiliate of M&T Bank (collectively "M&T") may also provide administrative and shareholder services, and services under Rule 12b-1 plans to the Affiliated Funds, and may receive compensation for those services. If M&T provides additional services to the Affiliated Funds, it would be entitled to receive additional compensation from those funds. The compensation for services provided to the Affiliated Funds is determined by the Board of Trustees that governs each Affiliated Fund, and is subject to change from time to time in the discretion of such Board of Trustees.

Currently, WFMC, in its capacity as investment adviser to the Affiliated Funds, is entitled to receive annual advisory fees between 0.45% and 0.95%. WFMC compensates WTIA directly for sub-advisory services provided to the Affiliated Funds. In its capacity as co-administrator of the Wilmington Funds, WFMC is currently entitled to receive annual co-administration fees from the Wilmington Funds as follows: 0.04% on the first $5 billion; 0.03% on the next $2 billion; 0.025% on the next $3 billion; and 0.018% on assets in excess of $10 billion. All fees are calculated based on average daily assets.

M&T Bank may be entitled to receive an annual shareholder services fee of up to 0.25% with respect to the assets of certain accounts invested in the Wilmington Funds. If M&T Bank or an affiliate has investment discretion over an account, then an account may receive a credit against the account-level fiduciary (or investment management) fee for all or some portion of the foregoing fees when account assets are invested in an Affiliated Fund. Alternatively, the value of account assets invested in an Affiliated Fund may be excluded from calculation of the account-level fiduciary (or investment management) fee.

Please consult a current prospectus, available at www.wilmingtonfunds.com, for the relevant Affiliated Fund or contact your Relationship Manager for additional information.

WTIA maintains updated disclosure information on Form ADV Part 2, the Disclosure Brochure. The Disclosure Brochure contains information about WTIA, including a description of WTIA's programs, fees, trading practices, conflicts of interest, key personnel, and other business activities. The Disclosure Brochure is available to all clients of WTIA upon request by contacting WTIA at (410)

Investment products, included affiliated offerings, are not insured by the Federal Deposit Insurance Corporation or any other governmental agency, are not deposits of or other obligations of or guaranteed by Wilmington Trust, M&T, or any other bank or entity, and are subject to risks, including a possible loss of the principal amount invested.

Statement Disclosures *(continued)*

Pricing and Valuation
Details of transaction charges and commissions are displayed on transaction confirmations, which have been mailed or made available separately to you. Wilmington Trust will also send you this information upon request. To the extent Wilmington Trust has custody of assets but no investment authority over your account, you have the right at any time to receive, at no additional cost to you, written confirmations of securities transactions that occur in your account. These confirmations will be mailed to you in the timeframe required by applicable regulations. Even if you previously waived your right to receive these confirmations, you may at any time ask to receive such confirmations going forward. Please contact your Relationship Manager if you wish to have written trade confirmations mailed to you.

If we are managing the assets in this account, please contact your Relationship Manager if there have been any changes to your financial situation or investment objectives, or if you wish to impose any reasonable restrictions that might affect the management of this account, or reasonably change any existing restrictions.

The investment values and estimated income information reported herein reflect the securities in your account on a trade date basis as of the close of your statement period. Pricing may reflect market price quotations, closing price, mean bid / ask price, or estimated market values obtained from various third-party quotation services which we believe to be reliable and which were available when the report was prepared. If an investment did not have a readily determinable value, then reported values are based on the last valuation available to us at the time the report was generated. For assets not custodied at Wilmington Trust, prices and values are provided by the custodian, the issuer or their administrator, and Wilmington Trust is not responsible for this information, nor can Wilmington Trust guarantee its accuracy or timeliness. Valuation for Private Equity, Private Real Estate and Other asset classes reflect the most recent information available, but are typically illiquid and may have irregular reporting. Consult your Relationship Manager for details regarding valuations for your illiquid holdings.

Reported values may not equal market value or fair value and may include accruals. Asset values will fluctuate. This report should not be used to prepare tax documents or financial statements. Information for tax reporting purposes will be reflected in your annual Wilmington Trust Tax Information Letter. Please contact your Relationship Manager if you have any questions.

Basis and limitations on use for Cost, Gains, and Losses. This is not a tax document. This information is being provided for your review of transactions and balances in your account for the reporting period. For tax reporting, you should rely on your official tax documents. Transactions requiring tax consideration should be reviewed with your tax advisor. Unrealized Gain and Loss data is reliant upon accurate cost basis information and represents the current value of a security less the adjusted cost basis for that security. If the current value is greater than the adjusted cost basis, that position has an unrealized gain. Conversely, if value is less than cost, the position carries an unrealized loss.

The cost basis of record for securities transferred into your Wilmington Trust account may have been provided to us by a delivering firm, a transfer agent, or another adviser on a best efforts basis. Cost basis data provided through delivering firms is relied upon for this report but should be reviewed for accuracy by each client. Cost basis on fixed income securities are adjusted for amortization, accretion, or principal paydowns and the method of calculation is based upon the type of fixed income security and certain attributes, obtained from sources believed to be reliable. Where no cost basis is available for a security as of the last day of the reporting period, that security will reflect zero as the cost basis.

Investments: • Are NOT FDIC-Insured • Have NO Bank Guarantee • May Lose Value

Glossary

Accrued Dividend represents dividends declared by the issuer which have not yet been paid.

Accrued Income represents income payments accumulated with a security (i.e., "priced in" to the security value) since the last payment date but not yet received. Income accrues daily and is reset every time accruals are paid.

Cost represents the reported original value of an asset adjusted for corporate actions, including stock splits, dividends, and return of capital distributions. Tax cost basis on fixed income securities are adjusted for amortization, accretion or principal paydowns. The method of calculation is based upon the type of fixed income security and certain attributes, obtained from sources believed to be reliable. This information is used to estimate capital gains and losses; however, this is not a tax document. This information is being provided for your convenience and is for informational purposes only. For tax reporting, you should rely on your official tax documents. Transactions requiring tax consideration should be reviewed with your tax advisor.

Securities acquired before 2011 are generally not subject to the new cost basis reporting rules set forth by the Internal Revenue Service Code in the Emergency Economic Stabilization Act of 2008 and are, therefore, considered "noncovered" under the new cost basis reporting rules. All other securities in this section are securities which are "covered" under the new cost basis reporting rules. Securities which are "covered" under the new cost basis reporting rules are defined as securities which have been acquired on or after their applicable dates at which they are subject to the cost basis reporting rules and the adjusted basis will be reported to the IRS on form 1099-B for the applicable tax year in which the security is disposed.

Credit ratings are used to evaluate the likelihood of default by a bond issuer. Independent rating agencies, such as Moody's Investors Service, analyze the financial strength of each bond's issuer. Moody's ratings range from Aaa (highest quality) to C (lowest quality). Bonds rated Baa3 and better are considered "Investment Grade". Bonds rated Ba1 and below are "Speculative Grade" (also "High Yield"). The **Weighted Average Credit Rating** reflects a portfolio-weighted average of ratings on individual rated bonds – non-rated bonds are excluded – it does not represent a rating of the portfolio as a whole. The weighted average is intended only as an aggregate illustration of the portfolio holdings rather than as an indication of their respective risks, as certain risks –including the risk of default of individual issues– may be underrepresented by this measure.

Duration is a measure of a bond's sensitivity to changes in interest rates and is calculated as the average percentage change in a bond's value under parallel shifts of the yield curve. Thus a bond with duration of 4 would be expected to lose 1% in value (price) in the event of a 25 basis point (0.25%) increase in market rates, represented by the yield curve. Conversely, that bond would be expected to appreciate 1% in value with a 25 basis point decrease in market rates.

Estimated Annual Income is an indication of income return expected from security positions over the next 12 months assuming that the position quantities, interest /dividend rates, and prices remain constant. For U.S. government, corporate, and municipal bonds it is calculated by multiplying the coupon rate by the face value of the security. For common stocks, ADRs, REITs and mutual funds it is calculated using an indicated (projected) annual dividend. They are provided for illustrative purposes only, are not a forecast or guarantee of future results, and they should not be relied on for making investment, trading, or tax decisions.

Estimated Yield compares the anticipated earnings on investments (Estimated Annual Income) to the current price of the investments. Changes in the price of a security over time or in the amount of the investment held in your account will cause the estimated yield to vary. The actual yield may be higher or lower than the estimated amounts.

Net Interest represents the receipt of interest earned less the purchase of accrued interest on securities.

Taxable versus **Tax-exempt** status is determined at the security level, and not at the account type level. Thus accounts that carry a tax exemption, such as IRAs or various charitable trusts, often have holdings that are categorized as Taxable for this report. Conversely, securities classified as Tax-exempt for this report are held in taxable account types. Securities may be deemed Tax-exempt based on a tax-advantaged treatment, typically for interest payments on municipal bonds, which may not be available equally to all investors. Additionally, alternative tax treatments may mitigate or offset tax advantages reflected in this report. This report is not a tax document and should not be used for tax preparation.

Term (Long or Short) reflects the holding period of the security. Long term indicates a holding period one year or greater, while Short indicates a holding period less than one year.

Trade Date accounting is used throughout this report, unless otherwise identified, and records the purchase or sale of an asset as of the date on which an agreement to purchase/sell was entered, or a market trade executed, rather than on the settlement date (the actual delivery of the asset in exchange for payment). Thus, trades executed but pending settlement are treated as already present in the account in reliance upon successful settlement. Trade date treatment serves as a better

Glossary *(continued)*

reflection of actual decisions to buy/sell than settlement date, which can occur days later.

Unit Cost is the reported cost per share of an equity position, or cost per bond for debt securities. It reflects the price paid, adjusted for corporate actions such as stock splits and return of capital distributions. It is used to estimate capital gains and losses; however, you should rely only on your official tax documents for tax reporting purposes. All cost basis information is derived from transactions in the account or information supplied by you or other sources and is provided for your convenience and is for informational purposes only. There is no guarantee as to the accuracy of third-party cost basis information and it is not intended for tax reporting purposes. Please inform us in the event that a cost basis is not accurate.

Unrealized Gain/Loss is the difference between the current value of a security and the adjusted cost basis of that security. If the current value is greater than the original cost, that position has an unrealized gain. Conversely, if the current value is less than the original cost, that position has an unrealized loss.

Yield to Worst assumes the "worst case" yield to investors within the terms of the issue's provisions, such as use of prepayment, call, or sinking fund options that may be available to the issuer on some bonds.

Shares/Par Security ID	Description Link Ref	Price Local/Base	Cost Local/Base	Net Income Receivable Local/Base	Market Value Local/Base	Percent Of Total	Net Unrealized Gain/Loss Local/Base
UNIT OF PARTICIPATION							
U.S. DOLLAR							
UNITED STATES							
1,495,001.908	MEL JCMI ACCOUNT	10.1120	15,117,420.42	0.00	15,117,420.42		0.00
99VVB5Y75		10.1120	15,117,420.42	0.00	15,117,420.42	100.00	0.00

		Current Period			Fiscal Year To Date	
		07/01/2021	07/31/2021		01/01/2021	07/31/2021
NET ASSETS - BEGINNING OF PERIOD			**15,043,876.79**			**0.00**
			15,043,876.79			**0.00**
RECEIPTS						
RECEIVED FROM PLAN ADMINISTRATOR						
	0.00			15,000,000.00		
TOTAL RECEIVED FROM PLAN ADMINISTRATOR			**0.00**			**15,000,000.00**
INVESTMENT INCOME						
INTEREST	12,999.09			71,184.72		
UNREALIZED GAIN/LOSS-INVESTMENT	62,182.20			52,107.43		
ACCRETION/AMORTIZATION	364.33			2,637.28		
TOTAL INVESTMENT INCOME			**75,545.62**			**125,929.43**
TOTAL RECEIPTS			**75,545.62**			**15,125,929.43**
DISBURSEMENTS						
ADMINISTRATIVE EXPENSES						
TRUSTEE/CUSTODIAN	742.07			2,243.69		
INVESTMENT ADVISORY FEES	881.94			4,385.72		
CONSULTING	377.98			1,879.60		
TOTAL ADMINISTRATIVE EXPENSES			**2,001.99**			**8,509.01**
TOTAL DISBURSEMENTS			**2,001.99**			**8,509.01**
NET ASSETS - END OF PERIOD			**15,117,420.42**			**15,117,420.42**

Trans Code / Link Ref	Shares/Par / Security Id	Description / Broker / Transaction No./Client Ref No.	Trade Date / C. Settle Date / Reported Date	Price Local/Base	Cost Local/Base	Amount Local/Base	Net Gain/Loss Local/Base
RECEIPTS AND DISBURSEMENT TRANSACTIONS							
AMORTIZATION/ACCRETION							
U.S. DOLLAR							
BVA	0.000	MEL JCMI ACCOUNT	07/30/2021	0.000000	194.31	0.00	0.00
	99VVB5Y75	AMORIZATION/ACCRETION INCOME	03/01/2021	0.000000	194.31	0.00	0.00
		20210809O000030	07/30/2021				
BVA	0.000	MEL JCMI ACCOUNT	07/30/2021	0.000000	170.02	0.00	0.00
	99VVB5Y75	AMORIZATION/ACCRETION INCOME	03/01/2021	0.000000	170.02	0.00	0.00
		20210809O000090	07/30/2021				
		TOTAL U.S. DOLLAR AMORTIZATION/ACCRETION:			**364.33**	**0.00**	**0.00**
					364.33	**0.00**	**0.00**
		TOTAL AMORTIZATION/ACCRETION RECEIPTS AND DISBURSEMENT TRANSACTIONS:			**364.33**	**0.00**	**0.00**
FUND ALLOCATED EARNINGS							
U.S. DOLLAR							
BVA	0.000	MEL JCMI ACCOUNT	07/30/2021	0.000000	1.12	0.00	0.00
	99VVB5Y75	UGL ADJ 07/30	03/01/2021	0.000000	1.12	0.00	0.00
		20210809A000130	07/30/2021				
BVA	0.000	MEL JCMI ACCOUNT	07/30/2021	0.000000	33,163.24	0.00	0.00
	99VVB5Y75	UNREALIZED GAIN/LOSS	03/01/2021	0.000000	33,163.24	0.00	0.00
		20210809O000010	07/30/2021				
BVA	0.000	MEL JCMI ACCOUNT	07/30/2021	0.000000	6,932.85	0.00	0.00
	99VVB5Y75	INTEREST INCOME	03/01/2021	0.000000	6,932.85	0.00	0.00
		20210809O000020	07/30/2021				

Trans Code / Link Ref	Shares/Par / Security Id	Description / Broker / Transaction No./Client Ref No.	Trade Date / C. Settle Date / Reported Date	Price Local/Base	Cost Local/Base	Amount Local/Base	Net Gain/Loss Local/Base
BVA	0.000	MEL JCMI ACCOUNT	07/30/2021	0.000000	-395.77	0.00	0.00
	99VVB5Y75	TRUSTEE/CUSTODN FEES	03/01/2021	0.000000	-395.77	0.00	0.00
		20210809O000040	07/30/2021				
BVA	0.000	MEL JCMI ACCOUNT	07/30/2021	0.000000	-470.37	0.00	0.00
	99VVB5Y75	INVEST MANAGER FEES	03/01/2021	0.000000	-470.37	0.00	0.00
		20210809O000050	07/30/2021				
BVA	0.000	MEL JCMI ACCOUNT	07/30/2021	0.000000	-201.59	0.00	0.00
	99VVB5Y75	CONSULTING FEES	03/01/2021	0.000000	-201.59	0.00	0.00
		20210809O000060	07/30/2021				
BVA	0.000	MEL JCMI ACCOUNT	07/30/2021	0.000000	29,017.84	0.00	0.00
	99VVB5Y75	UNREALIZED GAIN/LOSS	03/01/2021	0.000000	29,017.84	0.00	0.00
		20210809O000070	07/30/2021				
BVA	0.000	MEL JCMI ACCOUNT	07/30/2021	0.000000	6,066.24	0.00	0.00
	99VVB5Y75	INTEREST INCOME	03/01/2021	0.000000	6,066.24	0.00	0.00
		20210809O000080	07/30/2021				
BVA	0.000	MEL JCMI ACCOUNT	07/30/2021	0.000000	-346.30	0.00	0.00
	99VVB5Y75	TRUSTEE/CUSTODN FEES	03/01/2021	0.000000	-346.30	0.00	0.00
		20210809O000100	07/30/2021				
BVA	0.000	MEL JCMI ACCOUNT	07/30/2021	0.000000	-411.57	0.00	0.00
	99VVB5Y75	INVEST MANAGER FEES	03/01/2021	0.000000	-411.57	0.00	0.00
		20210809O000110	07/30/2021				

Trans Code / Link Ref	Shares/Par / Security Id	Description / Broker / Transaction No./Client Ref No.	Trade Date / C. Settle Date / Reported Date	Price Local/Base	Cost Local/Base	Amount Local/Base	Net Gain/Loss Local/Base
BVA	0.000	MEL JCMI ACCOUNT	07/30/2021	0.000000	-176.39	0.00	0.00
	99VVB5Y75	CONSULTING FEES	03/01/2021	0.000000	-176.39	0.00	0.00
		20210809O000120	07/30/2021				

TOTAL U.S. DOLLAR FUND ALLOCATED EARNINGS:	**73,179.30**	**0.00**	**0.00**
	73,179.30	**0.00**	**0.00**
TOTAL FUND ALLOCATED EARNINGS RECEIPTS AND DISBURSEMENT TRANSACTIONS:	**73,179.30**	**0.00**	**0.00**
TOTAL RECEIPTS AND DISBURSEMENT TRANSACTIONS:	**73,543.63**	**0.00**	**0.00**
TOTAL TRANSACTIONS BASE:	**73,543.63**	**0.00**	**0.00**

WILMINGTON TRUST

Corporate Headquarters
1100 North Market Street
Wilmington, DE 19890-0001

Accounting Statement

120772-000 - ATLANTIC COUNTY MUNICIPAL JIF
August 01, 2021 - August 31, 2021

Your Portfolio at a Glance

Opening Market Value w/Accrued Income	$23,489,404.23
Net of Contributions & Withdrawals	-$1,083,170.63
Net Investment Change	$3,465.91
Closing Market Value w/Accrued Income	**$22,409,699.51**

Accounts Included

WILMINGTON TRUST, NA AS INVESTMENT AGENT UNDER AGREEMENT
DATED 2/23/2017 WITH ATLANTIC COUNTY MUNICIPAL MANAGEMENT JOINT
INSURANCE FUND
120772-000

Your Relationship Team

ZIA E QASIM **(302) 651-8413**
Portfolio Manager
zqasim@wilmingtontrust.com

SUSAN T O'NEAL **(302) 636-6448**
ICS Relationship Manager
so'neal@wilmingtontrust.com

JOHN HANSEN
ATLANTIC COUNTY MUNICIPAL JIF
PO BOX 97
OCEAN CITY, NJ 08226

Table of Contents

Relationship Summary

Asset Allocation 3
Accrued Income by Asset Class Summary 3
Portfolio Valuations & Activity Summary 4
Income Received Summary 4
Realized Gain/Loss Summary 4
Cash Activity Summary 5

Asset Allocation

Asset & Sub Asset Allocation 6

Holdings Detail

Fixed Income 7

Activity Detail

Transaction Activity Detail 9
Realized Gain / Loss Detail 11

Disclosures

Statement Disclosures 12

Glossary

Glossary 14

Please see Glossary for descriptions of key fields depicted in this statement.

Asset Allocation

Asset Class	Total Market Value	Allocation (%)
Fixed Income	$22,337,409.59	100%
TOTAL	**$22,337,409.59**	**100%**

Accrued Income by Asset Class Summary

Asset Class	Market Value	Accrued Income	Market Value + Accrued Income	Estimated Annual Income	Estimated Yield (%)
Fixed Income	$22,337,409.59	$72,289.92	$22,409,699.51	$353,897.50	1.58%
TOTAL	**$22,337,409.59**	**$72,289.92**	**$22,409,699.51**	**$353,897.50**	**1.58%**

Market Values may be generated using market quotations, closing price, mean bid or ask, or estimated market value obtained from quotation services. Mutual fund balances are incorporated into appropriate asset classifications. Derivative instruments are classified based upon the corresponding underlying security and does not represent a comprehensive risk assessment of your account.
Asset values will fluctuate. **Estimated Annual Income** is provided for comparison purposes only. Estimated Annual Income is based on historical data or other assumptions and is not a guarantee of future results. This report should not be used to prepare tax documents.
Yield for Cash & Equivalents is calculated based on Market Value of investments and does not include Uninvested Cash (Cash Balance) or Cash Payables and Receivables for pending trades.

WILMINGTON TRUST

Relationship Summary *(continued)*

120772-000 - ATLANTIC COUNTY MUNICIPAL JIF
August 01, 2021 - August 31, 2021

Portfolio Valuations & Activity Summary

Category	Current Period	Year-to-Date
Opening Market Value	**$23,364,649.50**	**$28,642,355.73**
Accrued Income	124,754.73	124,614.63
Opening Market Value w/Accrued Income	**$23,489,404.23**	**$28,766,970.36**
Contributions		
Cash Receipts	1,045,000.00	6,352,000.00
Intra-Account Transfers	-	-
Other Receipts	-	-
Securities Transferred In	-	-
Tax Refunds	-	-
Total Contributions	**$1,045,000.00**	**$6,352,000.00**
Withdrawals		
Cash Disbursements	-	-
Intra-Account Transfers	-	-
Other Disbursements	-2,128,170.63	-12,731,600.64
Other Fees	-	-
Securities Transferred Out	-	-
Tax Payments	-	-
Taxes Withheld	-	-
Wilmington Trust Fees	-	-
Total Withdrawals	**-$2,128,170.63**	**-$12,731,600.64**
Net Contributions & Withdrawals	**-$1,083,170.63**	**-$6,379,600.64**
Closing Market Value	22,337,409.59	22,337,409.59
Accrued Income	72,289.92	72,289.92
Closing Market Value w/Accrued Income	**$22,409,699.51**	**$22,409,699.51**
Net Investment Change	**$3,465.91**	**$22,329.79**

Net Investment Change Detail

	Current Period	Year-to-Date
Net Investment Change	**$3,465.91**	**$22,329.79**
Income Earned		
Dividends	-	-
Net Interest	83,170.63	314,600.64
Other Income	-	-
Change in Accrual	-52,464.81	-52,324.71
Total Income Earned	**$30,705.82**	**$262,275.93**
Market Appreciation	**-$27,239.91**	**-$239,946.14**

Income Received Summary

Category	Current Period	Year-to-Date
Taxable		
Dividends	-	-
Interest	83,170.63	314,600.64
Other Income	-	-
Total Taxable	**$83,170.63**	**$314,600.64**
Tax-Exempt		
Dividends	-	-
Interest	-	-
Other Income	-	-
Total Tax-Exempt	-	-
TOTAL RECEIVED	**$83,170.63**	**$314,600.64**

Actual income received may differ from that presented on this schedule due to restatements related to corporate actions. Purchase of Accrued Interest on securities is not included in the Summary.Taxable and Tax-exempt status is determined by security, rather than account type, so tax-exempt accounts may have holdings included in the Taxable category. This is not a tax document and should not be used for tax preparation.

Realized Gain/Loss Summary

Category	Current Period	Year-to-Date
Short Term		
Gain	-	-
Loss	-	-
Total Short Term	-	-
Long Term		
Gain	8,828.12	52,509.75
Loss	-	-
Total Long Term	**$8,828.12**	**$52,509.75**
TOTAL GAIN/LOSS	**$8,828.12**	**$52,509.75**

Realized Gain/Loss estimates are preliminary, are reliant upon accurate cost basis information, and may not reflect all cost basis adjustments. Corporate actions and income reclassifications will alter a holding's basis and subsequent gain/loss values. Gain/Loss estimates include results for both Taxable and Tax-exempt accounts. This is not a tax document and should not be used for tax preparation.

Management and advisory fees charged through accounts not listed under the Market Value Summary will not be shown in this schedule. Transactions classified in Other (Receipts, Fees, and Disbursements) categories are identified in the Transaction Activity Detail.

Market Appreciation reflects your Closing Market Value w/Accrued Income, less the net of contributions, withdrawals, and income earned, less your Opening Market Value w/Accrued Income.

Cash Activity Summary

Category	Current Period Cash	Year-to-Date Cash
Opening Balance	-	-
Receipts		
Cash Receipts	1,045,000.00	6,352,000.00
Dividends	-	-
Intra-Account Transfers	-	-
Maturities	1,000,000.00	6,065,000.00
Net Interest	83,170.63	314,600.64
Other Income	-	-
Other Receipts	-	-
Sales	-	-
Tax Refunds	-	-
Total Receipts	**$2,128,170.63**	**$12,731,600.64**
Disbursements		
Cash Disbursements	-	-
Intra-Account Transfers	-	-
Other Disbursements	-2,128,170.63	-12,731,600.64
Other Fees	-	-
Purchases	-	-
Tax Payments	-	-
Taxes Withheld	-	-
Wilmington Trust Fees	-	-
Total Disbursements	**-$2,128,170.63**	**-$12,731,600.64**
TOTAL CLOSING BALANCE	-	-
Net Total Payables and Receivables	-	
NET OF CASH BALANCE	-	

Opening and Total Closing Balances include holdings of cash and money market funds in USD currency.
Pending purchases, pending sales and foreign currency holdings are not included.

Asset & Sub Asset Allocation

Asset Class	Total Market Value (%)	Closing Market Value	Cost	Unrealized Gain/Loss	Accrued Income	Market Value w/ Accrued Income
Fixed Income						
U.S. Taxable Fixed Income	100.00%	$22,337,409.59	$21,897,348.73	$440,060.86	$72,289.92	$22,409,699.51
Total Fixed Income	**100.00%**	**$22,337,409.59**	**$21,897,348.73**	**$440,060.86**	**$72,289.92**	**$22,409,699.51**
TOTAL ASSETS	**100%**	**$22,337,409.59**	**$21,897,348.73**	**$440,060.86**	**$72,289.92**	**$22,409,699.51**

Fixed Income

Security Name	Quantity	Market Price	Market Value	Cost	Unrealized Gain/Loss	Accrued Income	Estimated Annual Income	Effective Duration	Yield to Worst (%)	Market Value (%)
U.S. Taxable Fixed Income										
U.S. Treasury Bonds										
UNITED STATES TREASURY NOTES DTD 09/30/2016 1.125% 09/30/2021 CUSIP: 912828T34 Moody's: AAA	2,085,000	$100.085	$2,086,772.25	$2,063,416.99	$23,355.26	$9,869.57	$23,456.25	0.08	0.09%	9.34%
UNITED STATES TREASURY NOTES DTD 11/30/2016 1.750% 11/30/2021 CUSIP: 912828U65 Moody's: AAA	1,050,000	100.419	1,054,399.50	1,048,281.26	6,118.24	4,669.06	18,375.00	0.25	0.07	4.72
UNITED STATES TREASURY NOTES DTD 01/31/2015 1.500% 01/31/2022 CUSIP: 912828H86 Moody's: AAA	1,000,000	100.594	1,005,940.00	986,210.94	19,729.06	1,304.35	15,000.00	0.42	0.05	4.50
UNITED STATES TREASURY NOTES DTD 02/28/2017 1.875% 02/28/2022 CUSIP: 912828W55 Moody's: AAA	5,135,000	100.906	5,181,523.10	5,065,998.44	115,524.66	265.97	96,281.25	0.49	0.06	23.20
UNITED STATES TREASURY NOTES DTD 03/31/2015 1.750% 03/31/2022 CUSIP: 912828J76 Moody's: AAA	2,000,000	100.981	2,019,620.00	1,998,046.88	21,573.12	14,726.78	35,000.00	0.58	0.06	9.04
UNITED STATES TREASURY NOTES DTD 06/30/2017 1.750% 06/30/2022 CUSIP: 912828XW5 Moody's: AAA	2,000,000	101.395	2,027,900.00	1,995,625.00	32,275.00	5,991.85	35,000.00	0.83	0.05	9.08
UNITED STATES TREASURY NOTES DTD 08/15/2019 1.500% 08/15/2022 CUSIP: 912828YA2 Moody's: AAA	1,244,000	101.356	1,260,868.64	1,241,230.16	19,638.48	862.01	18,660.00	0.95	0.07	5.64

Fixed Income *(continued)*

Security Name	Quantity	Market Price	Market Value	Cost	Unrealized Gain/Loss	Accrued Income	Estimated Annual Income	Effective Duration	Yield to Worst (%)	Market Value (%)
UNITED STATES TREASURY NOTES DTD 09/15/2019 1.500% 09/15/2022 CUSIP: 912828YF1 Moody's: AAA	1,050,000	$101.461	$1,065,340.50	$1,047,990.23	$17,350.27	$7,275.82	$15,750.00	1.03	0.09%	4.77%
UNITED STATES TREASURY NOTES DTD 10/15/2019 1.375% 10/15/2022 CUSIP: 912828YK0 Moody's: AAA	1,030,000	101.430	1,044,729.00	1,022,878.52	21,850.48	5,378.65	14,162.50	1.11	0.10	4.68
UNITED STATES TREASURY NOTES DTD 02/29/2016 1.500% 02/28/2023 CUSIP: 912828P79 Moody's: AAA	1,010,000	102.031	1,030,513.10	1,007,869.53	22,643.57	41.85	15,150.00	1.47	0.14	4.61
UNITED STATES TREASURY NOTES DTD 05/31/2016 1.625% 05/31/2023 CUSIP: 912828R69 Moody's: AAA	2,350,000	102.543	2,409,760.50	2,344,492.19	65,268.31	9,754.42	38,187.50	1.72	0.16	10.79
UNITED STATES TREASURY NOTES DTD 09/30/2016 1.375% 09/30/2023 CUSIP: 912828T26 Moody's: AAA	2,100,000	102.383	2,150,043.00	2,075,308.59	74,734.41	12,149.59	28,875.00	2.05	0.22	9.63
Total U.S. Treasury Bonds			**$22,337,409.59**	**$21,897,348.73**	**$440,060.86**	**$72,289.92**	**$353,897.50**	**0.89**	**0.10%**	**100%**
Total U.S. Taxable Fixed Income			**$22,337,409.59**	**$21,897,348.73**	**$440,060.86**	**$72,289.92**	**$353,897.50**	**0.89**	**0.10%**	**100%**
TOTAL FIXED INCOME			**$22,337,409.59**	**$21,897,348.73**	**$440,060.86**	**$72,289.92**	**$353,897.50**	**0.89**	**0.10%**	**100%**
Grand Total Accrued Income			**$22,337,409.59** $72,289.92	**$21,897,348.73**	**$440,060.86**	**$72,289.92**	**$353,897.50**			**100%**
Grand Total Market Value w/ Accrued Income			**$22,409,699.51**							

Transaction Activity Detail

Trade Date Settlement Date	Transaction Type	Transaction Description	Quantity	Cash Value	Cash Management
OPENING BALANCE				-	-
08/02/2021	Interest	CASH RECEIPT OF INTEREST EARNED ON U.S. TREASURY NOTES 1.500% 1/31/22 AT $0.007500 /SHARE ON 1000000 PAR VALUE DUE 2021-07-31	-	$7,500.00	-
08/02/2021	Other Disbursements	CASH DISBURSEMENT MISCELLANEOUS - ACH-CHK PAID TO M&T BANK ATLANTIC COUNTY MUNICIPAL JIF 9871761889	-	-7,500.00	-
08/15/2021 08/15/2021	Maturities	MATURED 1000000 PAR VALUE OF U.S. TREASURY NOTES 2.125% 8/15/21 AT 100 TRADE DATE 2021-08-15 SETTLEMENT DATE 2021-08-15 $1,000,000.00 RECEIVABLE SATISFIED	1,000,000	1,000,000.00	-
08/16/2021	Cash Receipts	CASH RECEIPT ACH TRANSFER FROM CHECKING 9871761889	-	1,045,000.00	-
08/16/2021	Other Disbursements	CASH DISBURSEMENT MISCELLANEOUS - WIRE PAID TO Atlantic County Municipal Ins. Fund Transfer to Investors Bank Atlantic County Municipal Ins. Fund INVESTORS BANK 1000409683	-	-1,045,000.00	-
08/16/2021	Interest	CASH RECEIPT OF INTEREST EARNED ON U.S. TREASURY NOTES 1.500% 8/15/22 AT $0.007500 /SHARE ON 1244000 PAR VALUE DUE 2021-08-15	-	9,330.00	-
08/16/2021	Interest	CASH RECEIPT OF INTEREST EARNED ON U.S. TREASURY NOTES 2.125% 8/15/21 AT $0.010625 /SHARE ON 1000000 PAR VALUE DUE 2021-08-15	-	10,625.00	-
08/16/2021	Other Disbursements	CASH DISBURSEMENT MISCELLANEOUS - ACH-CHK PAID TO M&T BANK ATLANTIC COUNTY MUNICIPAL JIF 9871761889	-	-1,019,955.00	-
08/31/2021	Interest	CASH RECEIPT OF INTEREST EARNED ON U.S. TREASURY NOTES 1.500% 2/28/23 AT $0.007500 /SHARE ON 1010000 PAR VALUE DUE 2021-08-31	-	7,575.00	-

Transaction Activity Detail *(continued)*

Trade Date Settlement Date	Transaction Type	Transaction Description	Quantity	Cash Value	Cash Managment
08/31/2021	Interest	CASH RECEIPT OF INTEREST EARNED ON U.S. TREASURY NOTES 1.875% 2/28/22 AT $0.009375 /SHARE ON 5135000 PAR VALUE DUE 2021-08-31	-	$48,140.63	-
08/31/2021	Other Disbursements	CASH DISBURSEMENT MISCELLANEOUS - ACH-CHK PAID TO M&T BANK ATLANTIC COUNTY MUNICIPAL JIF 9871761889	-	-55,715.63	-
CLOSING BALANCE				-	-

Realized Gain / Loss Detail

Transaction Description	Disposition Date	Quantity	Cost	Proceeds	Short Term Gain/Loss	Long Term Gain/Loss	Realized Gain/Loss
MATURED 1000000 PAR VALUE OF U.S. TREASURY NOTES 2.125% 8/15/21 AT 100 TRADE DATE 2021-08-15 SETTLEMENT DATE 2021-08-15 $1,000,000.00 RECEIVABLE SATISFIED	08/15/2021	1,000,000	$991,171.88	$1,000,000.00	-	$8,828.12	$8,828.12
NET REALIZED GAIN/LOSS			**$991,171.88**	**$1,000,000.00**	-	**$8,828.12**	**$8,828.12**

Realized Gain/Loss estimates are preliminary, are reliant upon accurate cost basis information, and may not reflect all cost basis adjustments. Corporate actions and income reclassifications will alter a holding's basis and subsequent gain/loss values. Gain/Loss estimates include results for both Taxable and Tax-exempt accounts. This is not a tax document and should not be used for tax preparation.

Statement Disclosures

Statement Review; Limitations on Actions
Please carefully review your statements and retain them for your records as they may contain notices, disclosures and other important information in addition to the summary of the transactions in your account for the reporting period, including contributions, distributions, transfers, and purchases and sales of securities. Summary data is also provided for off-setting investment option transfers or other transfers made between accounts.

Please report promptly any material inaccuracy or discrepancy in this information to your Relationship Manager. If revised data becomes available to Wilmington Trust after these reports are generated, we may update our records accordingly; however, revised data typically will not result in the generation of a new report.

Fee Arrangements
Wilmington Trust and its affiliates may earn additional compensation from uninvested cash in the form of earnings, which Wilmington Trust expects will be generated at the prevailing federal funds rate. Such earnings may be generated between the time the moneys are received by Wilmington Trust and actually forwarded to implement investment instructions, or between the time a distribution is issued and presented.

Affiliated Advisers
"Wilmington Trust" is a service mark encompassing the trust and investment business of Manufacturer's & Trader's Trust Company ("M&T Bank") in providing services to this account, and of some of M&T Bank's subsidiaries and affiliates, serving individual and institutional clients. Subsidiaries and affiliates include, but are not limited to, Wilmington Trust Company (operating in Delaware only); Wilmington Trust, N.A., a national association; and Wilmington Funds Management Corp., Wilmington Trust Investment Advisors, Inc., and other registered investment adviser affiliates. For additional information regarding the Wilmington Trust brand, underlying entities, and products and services offered, please visit our web site at www.wilmingtontrust.com.

In performing discretionary investment services for an account, M&T Bank or an affiliate may invest account assets in one or more mutual funds, including mutual funds ("Affiliated Funds") advised by investment management affiliates of M&T Bank, including Wilmington Funds Management Corporation ("WFMC") and Wilmington Trust Investment Advisors, Inc. ("WTIA") ("Affiliated Advisers").

The Affiliated Advisers, M&T Bank, and M&T Securities, Inc., another affiliate of M&T Bank (collectively "M&T") may also provide administrative and shareholder services, and services under Rule 12b-1 plans to the Affiliated Funds, and may receive compensation for those services. If M&T provides additional services to the Affiliated Funds, it would be entitled to receive additional compensation from those funds. The compensation for services provided to the Affiliated Funds is determined by the Board of Trustees that governs each Affiliated Fund, and is subject to change from time to time in the discretion of such Board of Trustees.

Currently, WFMC, in its capacity as investment adviser to the Affiliated Funds, is entitled to receive annual advisory fees between 0.45% and 0.95%. WFMC compensates WTIA directly for sub-advisory services provided to the Affiliated Funds. In its capacity as co-administrator of the Wilmington Funds, WFMC is currently entitled to receive annual co-administration fees from the Wilmington Funds as follows: 0.04% on the first $5 billion; 0.03% on the next $2 billion; 0.025% on the next $3 billion; and 0.018% on assets in excess of $10 billion. All fees are calculated based on average daily assets.

M&T Bank may be entitled to receive an annual shareholder services fee of up to 0.25% with respect to the assets of certain accounts invested in the Wilmington Funds. If M&T Bank or an affiliate has investment discretion over an account, then an account may receive a credit against the account-level fiduciary (or investment management) fee for all or some portion of the foregoing fees when account assets are invested in an Affiliated Fund. Alternatively, the value of account assets invested in an Affiliated Fund may be excluded from calculation of the account-level fiduciary (or investment management) fee.

Please consult a current prospectus, available at www.wilmingtonfunds.com, for the relevant Affiliated Fund or contact your Relationship Manager for additional information.

WTIA maintains updated disclosure information on Form ADV Part 2, the Disclosure Brochure. The Disclosure Brochure contains information about WTIA, including a description of WTIA's programs, fees, trading practices, conflicts of interest, key personnel, and other business activities. The Disclosure Brochure is available to all clients of WTIA upon request by contacting WTIA at (410)

Investment products, included affiliated offerings, are not insured by the Federal Deposit Insurance Corporation or any other governmental agency, are not deposits of or other obligations of or guaranteed by Wilmington Trust, M&T, or any other bank or entity, and are subject to risks, including a possible loss of the principal amount invested.

Statement Disclosures *(continued)*

Pricing and Valuation
Details of transaction charges and commissions are displayed on transaction confirmations, which have been mailed or made available separately to you. Wilmington Trust will also send you this information upon request. To the extent Wilmington Trust has custody of assets but no investment authority over your account, you have the right at any time to receive, at no additional cost to you, written confirmations of securities transactions that occur in your account. These confirmations will be mailed to you in the timeframe required by applicable regulations. Even if you previously waived your right to receive these confirmations, you may at any time ask to receive such confirmations going forward. Please contact your Relationship Manager if you wish to have written trade confirmations mailed to you.

If we are managing the assets in this account, please contact your Relationship Manager if there have been any changes to your financial situation or investment objectives, or if you wish to impose any reasonable restrictions that might affect the management of this account, or reasonably change any existing restrictions.

The investment values and estimated income information reported herein reflect the securities in your account on a trade date basis as of the close of your statement period. Pricing may reflect market price quotations, closing price, mean bid / ask price, or estimated market values obtained from various third-party quotation services which we believe to be reliable and which were available when the report was prepared. If an investment did not have a readily determinable value, then reported values are based on the last valuation available to us at the time the report was generated. For assets not custodied at Wilmington Trust, prices and values are provided by the custodian, the issuer or their administrator, and Wilmington Trust is not responsible for this information, nor can Wilmington Trust guarantee its accuracy or timeliness. Valuation for Private Equity, Private Real Estate and Other asset classes reflect the most recent information available, but are typically illiquid and may have irregular reporting. Consult your Relationship Manager for details regarding valuations for your illiquid holdings.

Reported values may not equal market value or fair value and may include accruals. Asset values will fluctuate. This report should not be used to prepare tax documents or financial statements. Information for tax reporting purposes will be reflected in your annual Wilmington Trust Tax Information Letter. Please contact your Relationship Manager if you have any questions.

Basis and limitations on use for Cost, Gains, and Losses. This is not a tax document. This information is being provided for your review of transactions and balances in your account for the reporting period. For tax reporting, you should rely on your official tax documents. Transactions requiring tax consideration should be reviewed with your tax advisor. Unrealized Gain and Loss data is reliant upon accurate cost basis information and represents the current value of a security less the adjusted cost basis for that security. If the current value is greater than the adjusted cost basis, that position has an unrealized gain. Conversely, if value is less than cost, the position carries an unrealized loss.

The cost basis of record for securities transferred into your Wilmington Trust account may have been provided to us by a delivering firm, a transfer agent, or another adviser on a best efforts basis. Cost basis data provided through delivering firms is relied upon for this report but should be reviewed for accuracy by each client. Cost basis on fixed income securities are adjusted for amortization, accretion, or principal paydowns and the method of calculation is based upon the type of fixed income security and certain attributes, obtained from sources believed to be reliable. Where no cost basis is available for a security as of the last day of the reporting period, that security will reflect zero as the cost basis.

Investments: • Are NOT FDIC-Insured • Have NO Bank Guarantee • May Lose Value

Glossary

Accrued Dividend represents dividends declared by the issuer which have not yet been paid.

Accrued Income represents income payments accumulated with a security (i.e., "priced in" to the security value) since the last payment date but not yet received. Income accrues daily and is reset every time accruals are paid.

Cost represents the reported original value of an asset adjusted for corporate actions, including stock splits, dividends, and return of capital distributions. Tax cost basis on fixed income securities are adjusted for amortization, accretion or principal paydowns. The method of calculation is based upon the type of fixed income security and certain attributes, obtained from sources believed to be reliable. This information is used to estimate capital gains and losses; however, this is not a tax document. This information is being provided for your convenience and is for informational purposes only. For tax reporting, you should rely on your official tax documents. Transactions requiring tax consideration should be reviewed with your tax advisor.

Securities acquired before 2011 are generally not subject to the new cost basis reporting rules set forth by the Internal Revenue Service Code in the Emergency Economic Stabilization Act of 2008 and are, therefore, considered "noncovered" under the new cost basis reporting rules. All other securities in this section are securities which are "covered" under the new cost basis reporting rules. Securities which are "covered" under the new cost basis reporting rules are defined as securities which have been acquired on or after their applicable dates at which they are subject to the cost basis reporting rules and the adjusted basis will be reported to the IRS on form 1099-B for the applicable tax year in which the security is disposed.

Credit ratings are used to evaluate the likelihood of default by a bond issuer. Independent rating agencies, such as Moody's Investors Service, analyze the financial strength of each bond's issuer. Moody's ratings range from Aaa (highest quality) to C (lowest quality). Bonds rated Baa3 and better are considered "Investment Grade". Bonds rated Ba1 and below are "Speculative Grade" (also "High Yield"). The **Weighted Average Credit Rating** reflects a portfolio-weighted average of ratings on individual rated bonds – non-rated bonds are excluded – it does not represent a rating of the portfolio as a whole. The weighted average is intended only as an aggregate illustration of the portfolio holdings rather than as an indication of their respective risks, as certain risks –including the risk of default of individual issues– may be underrepresented by this measure.

Duration is a measure of a bond's sensitivity to changes in interest rates and is calculated as the average percentage change in a bond's value under parallel shifts of the yield curve. Thus a bond with duration of 4 would be expected to lose 1% in value (price) in the event of a 25 basis point (0.25%) increase in market rates, represented by the yield curve. Conversely, that bond would be expected to appreciate 1% in value with a 25 basis point decrease in market rates.

Estimated Annual Income is an indication of income return expected from security positions over the next 12 months assuming that the position quantities, interest /dividend rates, and prices remain constant. For U.S. government, corporate, and municipal bonds it is calculated by multiplying the coupon rate by the face value of the security. For common stocks, ADRs, REITs and mutual funds it is calculated using an indicated (projected) annual dividend. They are provided for illustrative purposes only, are not a forecast or guarantee of future results, and they should not be relied on for making investment, trading, or tax decisions.

Estimated Yield compares the anticipated earnings on investments (Estimated Annual Income) to the current price of the investments. Changes in the price of a security over time or in the amount of the investment held in your account will cause the estimated yield to vary. The actual yield may be higher or lower than the estimated amounts.

Net Interest represents the receipt of interest earned less the purchase of accrued interest on securities.

Taxable versus **Tax-exempt** status is determined at the security level, and not at the account type level. Thus accounts that carry a tax exemption, such as IRAs or various charitable trusts, often have holdings that are categorized as Taxable for this report. Conversely, securities classified as Tax-exempt for this report are held in taxable account types. Securities may be deemed Tax-exempt based on a tax-advantaged treatment, typically for interest payments on municipal bonds, which may not be available equally to all investors. Additionally, alternative tax treatments may mitigate or offset tax advantages reflected in this report. This report is not a tax document and should not be used for tax preparation.

Term (Long or Short) reflects the holding period of the security. Long term indicates a holding period one year or greater, while Short indicates a holding period less than one year.

Trade Date accounting is used throughout this report, unless otherwise identified, and records the purchase or sale of an asset as of the date on which an agreement to purchase/sell was entered, or a market trade executed, rather than on the settlement date (the actual delivery of the asset in exchange for payment). Thus, trades executed but pending settlement are treated as already present in the account in reliance upon successful settlement. Trade date treatment serves as a better

Glossary *(continued)*

reflection of actual decisions to buy/sell than settlement date, which can occur days later.

Unit Cost is the reported cost per share of an equity position, or cost per bond for debt securities. It reflects the price paid, adjusted for corporate actions such as stock splits and return of capital distributions. It is used to estimate capital gains and losses; however, you should rely only on your official tax documents for tax reporting purposes. All cost basis information is derived from transactions in the account or information supplied by you or other sources and is provided for your convenience and is for informational purposes only. There is no guarantee as to the accuracy of third-party cost basis information and it is not intended for tax reporting purposes. Please inform us in the event that a cost basis is not accurate.

Unrealized Gain/Loss is the difference between the current value of a security and the adjusted cost basis of that security. If the current value is greater than the original cost, that position has an unrealized gain. Conversely, if the current value is less than the original cost, that position has an unrealized loss.

Yield to Worst assumes the "worst case" yield to investors within the terms of the issue's provisions, such as use of prepayment, call, or sinking fund options that may be available to the issuer on some bonds.

Shares/Par Security ID	Description Link Ref	Price Local/Base	Cost Local/Base	Net Income Receivable Local/Base	Market Value Local/Base	Percent Of Total	Net Unrealized Gain/Loss Local/Base
UNIT OF PARTICIPATION							
U.S. DOLLAR							
UNITED STATES							
1,495,001.908	MEL JCMI ACCOUNT	10.1014	15,101,588.35	0.00	15,101,588.35		0.00
99VVB5Y75		10.1014	15,101,588.35	0.00	15,101,588.35	100.00	0.00

		Current Period			Fiscal Year To Date	
		08/01/2021	08/31/2021		01/01/2021	08/31/2021
NET ASSETS - BEGINNING OF PERIOD			**15,117,420.42**			**0.00**
			15,117,420.42			**0.00**
RECEIPTS						
RECEIVED FROM PLAN ADMINISTRATOR						
	0.00			15,000,000.00		
TOTAL RECEIVED FROM PLAN ADMINISTRATOR			**0.00**			**15,000,000.00**
INVESTMENT INCOME						
INTEREST	14,178.17			85,362.89		
REALIZED GAIN/LOSS	7.50			7.50		
UNREALIZED GAIN/LOSS-INVESTMENT	-28,804.58			23,302.85		
ACCRETION/AMORTIZATION	66.65			2,703.93		
TOTAL INVESTMENT INCOME			**-14,552.26**			**111,377.17**
TOTAL RECEIPTS			**-14,552.26**			**15,111,377.17**
DISBURSEMENTS						
ADMINISTRATIVE EXPENSES						
TRUSTEE/CUSTODIAN	21.21			2,264.90		
INVESTMENT ADVISORY FEES	881.02			5,266.74		
CONSULTING	377.58			2,257.18		
TOTAL ADMINISTRATIVE EXPENSES			**1,279.81**			**9,788.82**
TOTAL DISBURSEMENTS			**1,279.81**			**9,788.82**
NET ASSETS - END OF PERIOD			**15,101,588.35**			**15,101,588.35**

Trans Code / Link Ref	Shares/Par / Security Id	Description / Broker / Transaction No./Client Ref No.	Trade Date / C. Settle Date / Reported Date	Price Local/Base	Cost Local/Base	Amount Local/Base	Net Gain/Loss Local/Base
RECEIPTS AND DISBURSEMENT TRANSACTIONS							
AMORTIZATION/ACCRETION							
U.S. DOLLAR							
BVA	0.000	MEL JCMI ACCOUNT	08/31/2021	0.000000	35.55	0.00	0.00
	99VVB5Y75	AMORIZATION/ACCRETION INCOME	03/01/2021	0.000000	35.55	0.00	0.00
		20210908O000040	08/31/2021				
BVA	0.000	MEL JCMI ACCOUNT	08/31/2021	0.000000	31.10	0.00	0.00
	99VVB5Y75	AMORIZATION/ACCRETION INCOME	03/01/2021	0.000000	31.10	0.00	0.00
		20210908O000090	08/31/2021				
		TOTAL U.S. DOLLAR AMORTIZATION/ACCRETION:			**66.65**	**0.00**	**0.00**
					66.65	**0.00**	**0.00**
		TOTAL AMORTIZATION/ACCRETION RECEIPTS AND DISBURSEMENT TRANSACTIONS:			**66.65**	**0.00**	**0.00**
FUND ALLOCATED EARNINGS							
U.S. DOLLAR							
BVA	0.000	MEL JCMI ACCOUNT	08/31/2021	0.000000	4.00	0.00	0.00
	99VVB5Y75	REALIZED GAIN/LOSS	03/01/2021	0.000000	4.00	0.00	0.00
		20210908O000010	08/31/2021				
BVA	0.000	MEL JCMI ACCOUNT	08/31/2021	0.000000	-15,361.74	0.00	0.00
	99VVB5Y75	UNREALIZED GAIN/LOSS	03/01/2021	0.000000	-15,361.74	0.00	0.00
		20210908O000020	08/31/2021				
BVA	0.000	MEL JCMI ACCOUNT	08/31/2021	0.000000	7,561.69	0.00	0.00
	99VVB5Y75	INTEREST INCOME	03/01/2021	0.000000	7,561.69	0.00	0.00
		20210908O000030	08/31/2021				

Trans Code / Link Ref	Shares/Par / Security Id	Description / Broker / Transaction No./Client Ref No.	Trade Date / C. Settle Date / Reported Date	Price Local/Base	Cost Local/Base	Amount Local/Base	Net Gain/Loss Local/Base
BVA	0.000	MEL JCMI ACCOUNT	08/31/2021	0.000000	190.06	0.00	0.00
	99VVB5Y75	TRUSTEE/CUSTODN FEES	03/01/2021	0.000000	190.06	0.00	0.00
		20210908O000050	08/31/2021				
BVA	0.000	MEL JCMI ACCOUNT	08/31/2021	0.000000	3.50	0.00	0.00
	99VVB5Y75	REALIZED GAIN/LOSS	03/01/2021	0.000000	3.50	0.00	0.00
		20210908O000060	08/31/2021				
BVA	0.000	MEL JCMI ACCOUNT	08/31/2021	0.000000	-13,441.52	0.00	0.00
	99VVB5Y75	UNREALIZED GAIN/LOSS	03/01/2021	0.000000	-13,441.52	0.00	0.00
		20210908O000070	08/31/2021				
BVA	0.000	MEL JCMI ACCOUNT	08/31/2021	0.000000	6,616.48	0.00	0.00
	99VVB5Y75	INTEREST INCOME	03/01/2021	0.000000	6,616.48	0.00	0.00
		20210908O000080	08/31/2021				
BVA	0.000	MEL JCMI ACCOUNT	08/31/2021	0.000000	166.31	0.00	0.00
	99VVB5Y75	TRUSTEE/CUSTODN FEES	03/01/2021	0.000000	166.31	0.00	0.00
		20210908O000100	08/31/2021				
BVA	0.000	MEL JCMI ACCOUNT	08/31/2021	0.000000	-201.38	0.00	0.00
	99VVB5Y75	TRUSTEE/CUSTODN FEES	03/01/2021	0.000000	-201.38	0.00	0.00
		20210908O000110	08/31/2021				
BVA	0.000	MEL JCMI ACCOUNT	08/31/2021	0.000000	-469.88	0.00	0.00
	99VVB5Y75	INVEST MANAGER FEES	03/01/2021	0.000000	-469.88	0.00	0.00
		20210908O000120	08/31/2021				

Trans Code / Link Ref	Shares/Par / Security Id	Description / Broker / Transaction No./Client Ref No.	Trade Date / C. Settle Date / Reported Date	Price Local/Base	Cost Local/Base	Amount Local/Base	Net Gain/Loss Local/Base
BVA	0.000	MEL JCMI ACCOUNT	08/31/2021	0.000000	-201.38	0.00	0.00
	99VVB5Y75	CONSULTING FEES	03/01/2021	0.000000	-201.38	0.00	0.00
		20210908O000130	08/31/2021				
BVA	0.000	MEL JCMI ACCOUNT	08/31/2021	0.000000	-176.20	0.00	0.00
	99VVB5Y75	TRUSTEE/CUSTODN FEES	03/01/2021	0.000000	-176.20	0.00	0.00
		20210908O000140	08/31/2021				
BVA	0.000	MEL JCMI ACCOUNT	08/31/2021	0.000000	-411.14	0.00	0.00
	99VVB5Y75	INVEST MANAGER FEES	03/01/2021	0.000000	-411.14	0.00	0.00
		20210908O000150	08/31/2021				
BVA	0.000	MEL JCMI ACCOUNT	08/31/2021	0.000000	-176.20	0.00	0.00
	99VVB5Y75	CONSULTING FEES	03/01/2021	0.000000	-176.20	0.00	0.00
		20210908O000160	08/31/2021				
BVA	0.000	MEL JCMI ACCOUNT	08/31/2021	0.000000	-1.32	0.00	0.00
	99VVB5Y75	UGL ADJ 083121	03/01/2021	0.000000	-1.32	0.00	0.00
		20210909A000010	08/31/2021				

TOTAL U.S. DOLLAR FUND ALLOCATED EARNINGS:	**-15,898.72**	**0.00**	**0.00**
	-15,898.72	**0.00**	**0.00**
TOTAL FUND ALLOCATED EARNINGS RECEIPTS AND DISBURSEMENT TRANSACTIONS:	**-15,898.72**	**0.00**	**0.00**
TOTAL RECEIPTS AND DISBURSEMENT TRANSACTIONS:	**-15,832.07**	**0.00**	**0.00**
TOTAL TRANSACTIONS BASE:	**-15,832.07**	**0.00**	**0.00**

SECTION B

CLAIMS PAYMENTS & SUBROGATION

ATLANTIC COUNTY MUNICIPAL JOINT INSURANCE FUND
SUMMARY OF CASH TRANSACTIONS - ALL FUND YEARS COMBINED

Current Fund Year: 2021 **Month Ending: July**	**Property**	**Liability**	**Auto**	**Workers Comp**	**Deductible**	**Contingency**	**POLEPL**	**MEL**	**Admin**	**TOTAL**
OPEN BALANCE	405,396.10	6,607,407.38	1,116,248.25	8,537,407.80	8,171,763.73	32,955.42	(1,591,145.35)	139,853.42	26,569,614.55	49,989,501.29
RECEIPTS										
Assessments	20,582.96	41,514.63	7,122.85	140,449.80	37,000.68	0.00	45,317.10	81,254.69	70,319.29	443,562.00
Refunds	2,851.00	0.00	0.00	0.00	0.00	0.00	0.00	0.00	0.00	2,851.00
Invest Pymnts	450.31	6,834.29	1,154.57	8,830.55	8,452.35	34.09	140.48	417.88	27,745.41	54,059.93
Invest Adj	3.04	46.07	7.78	59.51	56.96	0.23	0.95	2.81	186.98	364.33
Subtotal Invest	453.35	6,880.36	1,162.35	8,890.06	8,509.31	34.32	141.43	420.69	27,932.39	54,424.26
Other *	69.29	0.00	0.00	0.00	0.00	0.00	0.00	0.00	0.00	69.29
TOTAL	23,956.60	48,394.99	8,285.20	149,339.86	45,509.99	34.32	45,458.53	81,675.38	98,251.68	500,906.55
EXPENSES										
Claims Transfers	87,440.61	52,854.01	14,557.86	639,341.26	0.00	0.00	0.00	0.00	0.00	794,193.74
Expenses	0.00	0.00	0.00	0.00	0.00	0.00	0.00	0.00	1,739,523.14	1,739,523.14
Other *	7.05	0.00	0.00	0.00	0.00	0.00	0.00	0.00	0.00	7.05
TOTAL	87,447.66	52,854.01	14,557.86	639,341.26	0.00	0.00	0.00	0.00	1,739,523.14	2,533,723.93
END BALANCE	**341,905.04**	**6,602,948.35**	**1,109,975.59**	**8,047,406.40**	**8,217,273.71**	**32,989.74**	**(1,545,686.81)**	**221,528.80**	**24,928,343.08**	**47,956,683.91**

REPORT STATUS SECTION

47,956,683.90
(0.01)

Report Month: July

		Balance Differences	
Opening Balances:	Opening Balances are equal	$0.00	
Imprest Transfers:	Imprest Totals are equal	$0.00	
Investment Balances:	Investment Payment Balances are equal	$0.00	
	Investment Adjustment Balances are equal	$0.00	
Ending Balances:	Ending Balances are equal	$0.00	
Accural Balances:	Accural Balances are equal	$0.00	
Claims Transaction Status:			
Allocation variance 1:	Daily xactions add to monthly totals	0.00	
Allocation variance 2:	Monthly transactions and allocation totals are equal	0.00	
Allocation variance 3:	Treasurer/TPA net / Max/Min	0.00	0.00
Pre-existing variance:	No prior unreconci / Max/Min	0.00	0.00

ATLANTIC COUNTY MUNICIPAL JOINT INSURANCE FUND
SUMMARY OF CASH TRANSACTIONS - ALL FUND YEARS COMBINED

Current Fund Year: 2021 **Month Ending: August**	**Property**	**Liability**	**Auto**	**Workers Comp**	**Deductible**	**Contingency**	**POLEPL**	**MEL**	**Admin**	**TOTAL**
OPEN BALANCE	341,905.04	6,602,948.35	1,109,975.59	8,047,406.40	8,217,273.71	32,989.74	(1,545,686.81)	221,528.80	24,928,343.08	47,956,683.91
RECEIPTS										
Assessments	246,142.71	496,455.37	85,179.09	1,679,578.20	442,475.02	0.00	541,927.56	971,689.52	840,917.79	5,304,365.25
Refunds	7,589.78	0.00	0.00	42,239.75	0.00	0.00	0.00	0.00	0.00	49,829.53
Invest Pymnts	527.89	6,048.08	1,022.70	8,771.59	7,228.38	30.26	119.68	450.27	26,838.29	51,037.14
Invest Adj	65.12	1,155.19	194.19	1,407.90	1,437.64	5.77	23.79	70.76	4,467.76	8,828.12
Subtotal Invest	593.01	7,203.27	1,216.89	10,179.49	8,666.02	36.03	143.47	521.03	31,306.05	59,865.26
Other *	30.00	0.00	0.00	0.00	0.00	0.00	0.00	0.00	0.00	30.00
TOTAL	254,355.50	503,658.64	86,395.98	1,731,997.44	451,141.04	36.03	542,071.03	972,210.55	872,223.84	5,414,090.04
EXPENSES										
Claims Transfers	45,161.56	90,382.94	19,744.41	652,546.21	0.00	0.00	0.00	0.00	0.00	807,835.12
Expenses	0.00	0.00	0.00	0.00	0.00	0.00	0.00	0.00	1,104,371.51	1,104,371.51
Other *	225.00	0.00	0.00	0.00	0.00	0.00	0.00	0.00	0.00	225.00
TOTAL	45,386.56	90,382.94	19,744.41	652,546.21	0.00	0.00	0.00	0.00	1,104,371.51	1,912,431.63
END BALANCE	**550,873.98**	**7,016,224.05**	**1,176,627.17**	**9,126,857.63**	**8,668,414.75**	**33,025.77**	**(1,003,615.79)**	**1,193,739.35**	**24,696,195.41**	**51,458,342.32**

REPORT STATUS SECTION **51,458,342.33**
(0.01)

Report Month: August

				Balance Differences	
Opening Balances:	Opening Balances are equal			$0.00	
Imprest Transfers:	Imprest Totals are equal			$0.00	
Investment Balances:	Investment Payment Balances are equal			$0.00	
	Investment Adjustment Balances are equal			$0.00	
Ending Balances:	Ending Balances are equal			$0.00	
Accural Balances:	Accural Balances are equal			$0.00	
Claims Transaction Status:					
Allocation variance 1:	Daily xactions add to monthly totals			0.00	
Allocation variance 2:	Monthly transactions and allocation totals are equal			0.00	
Allocation variance 3:	Treasurer/TPA net	/	Max/Min	0.00	0.00
Pre-existing variance:	No prior unreconci	/	Max/Min	0.00	0.00

AJF-ATL.JOINT INS.FUND

Check Register Report

Bank Account : ALL

Processed Date: Jul 1, 2021 - Jul 31, 2021
Instance Type: All
Coverage : All ,Claimant Type: All

Check Number	Check Date	Claimant (Case) Type	Payee Name	QL File / Claim Number	Loss Date	Payment Amount	Policy Year	Exp./Legal
33145	7/6/2021	INDEMNITY	GOLDENBERG, MACKLER & SAYEGH, PA	- - /2021208799	6/21/2020	$2,709.00	2020/2020	Loss
33146	7/6/2021		STATE SHORTHAND REPORTING SERVICE			$150.00		
		INDEMNITY		- - /2021208799	6/21/2020	$75.00	2020/2020	Expense
		INDEMNITY		- - /2020186860	10/14/2019	$75.00	2019/2019	Expense
33147	7/6/2021	INDEMNITY	Hyberg White & Mann PC	- - /2020186860	10/14/2019	$9,186.25	2019/2019	Loss
33148	7/6/2021	INDEMNITY	AIC COMPANIES LLC	- - /2021217221	10/13/2020	$695.00	2020/2020	Expense
33149	7/6/2021		I C U INVESTIGATIONS INC			$800.00		
		INDEMNITY		- - /2021240978	12/30/2020	$400.00	2020/2020	Expense
		INDEMNITY		- - /2020187019	10/11/2019	$400.00	2019/2019	Expense
33150	7/6/2021		BARKER GELFAND JAMES & SERVAS A PROFESSIONAL CORPORATION			$7,645.40		
		POLICE PROF PI		- - /2020196567	5/9/2018	$313.50	2018/2018	Legal
		POLICE PROF BI		- - /2020196153	3/24/2018	$2,421.00	2018/2018	Legal
		POLICE PROF BI		- - /2019173222	2/25/2018	$3,946.40	2018/2018	Legal
		POLICE PROF BI		- - /2020181994	6/27/2017	$964.50	2017/2017	Legal
33151	7/6/2021	POLICE PROF BI	BIRCHMEIER & POWELL LLC	- - /2021215465	6/17/2020	$1,699.50	2020/2020	Legal
33152	7/6/2021	INDEMNITY	State of New Jersey - Div of Worker's Comp	- - /2021229039	2/6/2021	$3.12	2021/2021	Expense
33153	7/6/2021		ATLANTIC SECURITY INT'L			$251.50		
		MEDICAL ONLY		- - /2019176642	6/14/2019	$151.50	2019/2019	Expense
		MEDICAL ONLY		- - /2019175169	5/31/2019	$100.00	2019/2019	Expense
33154	7/6/2021	INDEMNITY	JENNIFER KELLY PHD LLC	MLT-2021211664/ 2021211664	8/6/2020	$200.00	2020/2020	Loss
33155	7/6/2021		REYNOLDS & HORN PC			$13,876.50		
		POLICE PROF PI		- - /2020206528	11/24/2018	$3,003.00	2018/2018	Legal
		POLICE PROF BI		- - /2020196153	3/24/2018	$2,623.50	2018/2018	Legal
		POLICE PROF BI		- - /2019173222	2/25/2018	$2,821.50	2018/2018	Legal
		POLICE PROF BI		- - /2020181994	6/27/2017	$2,508.00	2017/2017	Legal
		BODILY INJURY [Expired]		- - /2018112979	6/17/2017	$2,920.50	2017/2017	Legal
33156	7/6/2021		AFFANATO MARUT LLC			$8,745.00		
		INDEMNITY		- - /2021232192	3/10/2021	$307.50	2021/2021	Legal

AJF-ATL.JOINT INS.FUND

Check Register Report

Bank Account : ALL

Processed Date: Jul 1, 2021 - Jul 31, 2021
Instance Type: All
Coverage : All ,Claimant Type: All

Check Number	Check Date		Claimant (Case) Type	Payee Name	QL File / Claim Number	Loss Date	Payment Amount	Policy Year	Exp./Legal
			INDEMNITY		- - /2021224547	12/24/2020	$273.00	2020/2020	Legal
			INDEMNITY		- - /2021222460	12/4/2020	$344.00	2020/2020	Legal
			INDEMNITY		- - /2021222549	12/4/2020	$140.00	2020/2020	Legal
			INDEMNITY		- - /2021217221	10/13/2020	$334.50	2020/2020	Legal
			INDEMNITY		- - /2021214232	9/8/2020	$200.00	2020/2020	Legal
			INDEMNITY		- - /2021210134	7/20/2020	$168.00	2020/2020	Legal
			INDEMNITY		- - /2020207541	6/11/2020	$357.00	2020/2020	Legal
			INDEMNITY		- - /2020197416	2/11/2020	$413.00	2020/2020	Legal
			INDEMNITY		MLT-2020190832/ 2020190845	11/15/2019	$185.00	2019/2019	Legal
			INDEMNITY		- - /2020188835	11/1/2019	$364.00	2019/2019	Legal
			INDEMNITY		- - /2020188304	10/23/2019	$137.00	2019/2019	Legal
			INDEMNITY		- - /2020186257	10/8/2019	$140.00	2019/2019	Legal
			INDEMNITY		- - /2020185920	10/2/2019	$255.00	2019/2019	Legal
			INDEMNITY		- - /2020181716	8/20/2019	$715.00	2019/2019	Legal
			INDEMNITY		- - /2020181414	8/12/2019	$103.00	2019/2019	Legal
			INDEMNITY		- - /2020181397	8/7/2019	$286.50	2019/2019	Legal
			INDEMNITY		- - /2019177295	6/24/2019	$140.00	2019/2019	Legal
			INDEMNITY		- - /2019173700	5/14/2019	$373.00	2019/2019	Legal
			INDEMNITY		- - /2019172816	5/5/2019	$140.00	2019/2019	Legal
			INDEMNITY		- - /2019168342	3/11/2019	$210.00	2019/2019	Legal
			INDEMNITY		- - /2019161335	12/18/2018	$197.00	2018/2018	Legal
			INDEMNITY		- - /2019160047	12/4/2018	$140.00	2018/2018	Legal
			INDEMNITY		- - /2019160447	11/30/2018	$190.50	2018/2018	Legal
			INDEMNITY		- - /2019155580	10/13/2018	$140.00	2018/2018	Legal
			INDEMNITY		- - /2019148301	7/19/2018	$266.00	2018/2018	Legal

AJF-ATL.JOINT INS.FUND

Check Register Report

Bank Account : ALL

Processed Date: Jul 1, 2021 - Jul 31, 2021
Instance Type: All
Coverage : All ,Claimant Type: All

Check Number	Check Date		Claimant (Case) Type	Payee Name	QL File / Claim Number	Loss Date	Payment Amount	Policy Year	Exp./Legal
			INDEMNITY		- - /2019148007	7/17/2018	$319.50	2018/2018	Legal
			INDEMNITY		- - /2020179977	6/30/2018	$560.00	2018/2018	Legal
			INDEMNITY		- - /2018146294	6/20/2018	$344.00	2018/2018	Legal
			INDEMNITY		- - /2018131188	4/15/2018	$140.00	2018/2018	Legal
			INDEMNITY		- - /2018129182	3/21/2018	$197.50	2018/2018	Legal
			INDEMNITY		- - /2018125674	2/12/2018	$294.00	2018/2018	Legal
			INDEMNITY		- - /2018118817	11/22/2017	$210.00	2017/2017	Legal
			INDEMNITY		MLT-2017093365/ 2017093366	1/27/2017	$161.00	2017/2017	Legal
33157	7/6/2021		BLDG/CONTENT	TAYLOR DARIN CLAIM SERVICE	- - /2021241304	6/3/2021	$950.00	2021/2021	Expense
33158	7/6/2021		INDEMNITY	RICHARD C DIVERNIERO MD	- - /2020180629	8/5/2019	$900.00	2019/2019	Loss
33159	7/6/2021			PIETRAS SARACINO SMITH & MEEK			$7,880.50		
			INDEMNITY		- - /2021223057	12/9/2020	$844.50	2020/2020	Legal
			INDEMNITY		MLT-2021219674/ 2021219674	11/8/2020	$103.00	2020/2020	Legal
			INDEMNITY		- - /2021208799	6/21/2020	$739.50	2020/2020	Legal
			INDEMNITY		- - /2020205151	4/29/2020	$181.50	2020/2020	Legal
			INDEMNITY		- - /2020193089	12/23/2019	$1,235.00	2019/2019	Legal
			INDEMNITY		- - /2020193079	12/22/2019	$288.00	2019/2019	Legal
			INDEMNITY		- - /2020191141	11/26/2019	$282.50	2019/2019	Legal
			INDEMNITY		- - /2020186860	10/14/2019	$1,072.00	2019/2019	Legal
			INDEMNITY		- - /2020181999	8/15/2019	$377.00	2019/2019	Legal
			INDEMNITY		- - /2019176814	6/18/2019	$426.50	2019/2019	Legal
			INDEMNITY		- - /2019172866	5/4/2019	$42.00	2019/2019	Legal
			INDEMNITY		MLT-2019163511/ 2019163511	1/18/2019	$462.50	2019/2019	Legal
			INDEMNITY		- - /2019163232	1/15/2019	$314.00	2019/2019	Legal
			INDEMNITY		- - /2019161183	12/13/2018	$1,012.00	2018/2018	Legal

AJF-ATL.JOINT INS.FUND

Check Register Report

Bank Account : ALL

Processed Date: Jul 1, 2021 - Jul 31, 2021
Instance Type: All
Coverage : All ,Claimant Type: All

Check Number	Check Date		Claimant (Case) Type	Payee Name	QL File / Claim Number	Loss Date	Payment Amount	Policy Year	Exp./Legal
			INDEMNITY		- - /2018146818	6/29/2018	$116.00	2018/2018	Legal
			INDEMNITY		MLT-2017102742/ 2017102742	5/16/2017	$384.50	2017/2017	Legal
33160	7/6/2021		1ST PARTY COLL PD	CALIBER COLLISION CENTERS	- - /2021237854	5/15/2021	$1,374.52	2021/2021	Loss
33161	7/6/2021		INDEMNITY	WILDWOOD CITY	- - /2021238466	5/19/2021	$952.20	2021/2021	Loss
33162	7/6/2021		INDEMNITY	Thompson, Thurman	- - /2021238466	5/19/2021	$1,904.40	2021/2021	Loss
33163	7/6/2021		INDEMNITY	Thompson, Thurman	- - /2021238466	5/19/2021	$1,904.40	2021/2021	Loss
33164	7/6/2021		INDEMNITY	Margate City	MLT-2021215990/ 2021215991	9/28/2020	$1,890.00	2020/2020	Loss
33165	7/6/2021		INDEMNITY	Ventnor City	MLT-2021211664/ 2021211667	8/6/2020	$1,661.18	2020/2020	Loss
33166	7/6/2021		INDEMNITY	Ventnor City	MLT-2021211664/ 2021211669	8/6/2020	$1,830.58	2020/2020	Loss
33167	7/6/2021		INDEMNITY	Ventnor City	MLT-2021211664/ 2021211670	8/6/2020	$1,890.00	2020/2020	Loss
33168	7/6/2021		INDEMNITY	ABSECON CITY	- - /2021233989	3/24/2021	$858.73	2021/2021	Loss
33169	7/6/2021		INDEMNITY	WILDWOOD CITY	- - /2021238830	5/27/2021	$347.55	2021/2021	Loss
33170	7/6/2021		INDEMNITY	Williams, Jace	- - /2021238830	5/27/2021	$695.10	2021/2021	Loss
33171	7/6/2021		INDEMNITY	Williams, Jace	- - /2021238830	5/27/2021	$695.10	2021/2021	Loss
33172	7/6/2021			NEW JERSEY IME ASSOCIATES LLC			$1,200.00		
			INDEMNITY		- - /2020181999	8/15/2019	$600.00	2019/2019	Expense
			INDEMNITY		MLT-2017102742/ 2017102742	5/16/2017	$600.00	2017/2017	Expense
33173	7/6/2021		INDEMNITY	Allen Cossaboon	- - /2020178003	7/3/2019	$1,085.32	2019/2019	Loss
33174	7/6/2021		INDEMNITY	David Gunn	- - /2020181558	8/19/2019	$984.00	2019/2019	Loss
33175	7/6/2021		INDEMNITY	Jamal Roy	- - /2020193225	12/24/2019	$1,037.48	2019/2019	Loss
33176	7/6/2021		INDEMNITY	Mark Porter	- - /2020186860	10/14/2019	$14,637.39	2019/2019	Loss
33177	7/6/2021		INDEMNITY	Thomas Shough	- - /2021208799	6/21/2020	$8,701.50	2020/2020	Loss
33178	7/6/2021		INDEMNITY	Anthony McGinnity	- - /2021238654	5/25/2021	$1,938.00	2021/2021	Loss
33179	7/6/2021		INDEMNITY	Frank Schalek	- - /2020187019	10/11/2019	$1,842.00	2019/2019	Loss
33180	7/6/2021		3RD PARTY PD	Suzanne Keim	- - /2021240873	6/16/2021	$217.60	2021/2021	Loss
33181	7/6/2021		INDEMNITY	JENNIFER SATERO	- - /2018131877	4/19/2018	$2,648.00	2018/2018	Loss
33182	7/6/2021		INDEMNITY	Marc Szczur	- - /2019165094	2/5/2019	$1,160.36	2019/2019	Loss
33183	7/6/2021		INDEMNITY	Anthony Venuto	- - /2019150570	8/17/2018	$1,098.40	2018/2018	Loss
33184	7/6/2021		INDEMNITY	MICAH ROLLS	- - /2017101045	4/26/2017	$1,443.28	2017/2017	Loss
33185	7/6/2021		INDEMNITY	Mark Jacoby	- - /2020190013	11/14/2019	$984.00	2019/2019	Loss

AJF-ATL.JOINT INS.FUND

Check Register Report

Bank Account : ALL

Processed Date: Jul 1, 2021 - Jul 31, 2021
Instance Type: All
Coverage : All ,Claimant Type: All

Check Number	Check Date		Claimant (Case) Type	Payee Name	QL File / Claim Number	Loss Date	Payment Amount	Policy Year	Exp./Legal
33186	7/6/2021		INDEMNITY	Leroy Gandy	- - /2019167080	2/24/2019	$1,160.36	2019/2019	Loss
33187	7/6/2021		INDEMNITY	Tully O'Clisham	- - /2019168935	3/17/2019	$1,037.48	2019/2019	Loss
33188	7/6/2021		INDEMNITY	EDWARD MCGRATH	- - /2018129612	3/22/2018	$1,134.40	2018/2018	Loss
33189	7/6/2021		BLDG/CONTENT	MARGATE CITY	- - /2021241304	6/3/2021	$6,187.07	2021/2021	Loss
33190	7/6/2021		MEDICAL ONLY	ATLANTICARE PHYSICIAN GROUP, PA	MLT-2021226671/ 2021226671	1/16/2021	$34.00	2021/2021	Loss
33191	7/6/2021			ATLANTICARE URGENT CARE & OCCUPATIONAL HEALTH			$365.77		
			MEDICAL ONLY		- - /2021237753	5/7/2021	$102.77	2021/2021	Loss
			INDEMNITY		- - /2021233987	3/26/2021	$263.00	2021/2021	Loss
33192	7/6/2021			STRIVE PHYSICAL THERAPY AND SPORTS REHABILITATION LLC			$1,070.00		
			INDEMNITY		- - /2021229484	2/10/2021	$320.00	2021/2021	Loss
			INDEMNITY		- - /2020193079	12/22/2019	$750.00	2019/2019	Loss
33193	7/6/2021		INDEMNITY	BACHARACH INSTITUTE FOR REHABILITATION, INC	- - /2021233347	3/23/2021	$714.00	2021/2021	Loss
33194	7/6/2021		INDEMNITY	SOUTH JERSEY RADIOLOGY ASSOCIATES PA	MLT-2021215990/ 2021215991	9/28/2020	$20.88	2020/2020	Loss
33195	7/6/2021			TWIN BORO PHYSICAL THERAPY			$960.00		
			INDEMNITY		- - /2021238064	5/17/2021	$240.00	2021/2021	Loss
			INDEMNITY		- - /2021237448	5/11/2021	$80.00	2021/2021	Loss
			INDEMNITY		- - /2021236465	4/26/2021	$80.00	2021/2021	Loss
			MEDICAL ONLY		- - /2021234700	4/9/2021	$160.00	2021/2021	Loss
			INDEMNITY		- - /2021234007	3/31/2021	$240.00	2021/2021	Loss
			INDEMNITY		MLT-2021226671/ 2021226675	1/16/2021	$80.00	2021/2021	Loss
			INDEMNITY		MLT-2021215990/ 2021215991	9/28/2020	$80.00	2020/2020	Loss
33196	7/6/2021		MEDICAL ONLY	SEAVIEW ORTHOPAEDIC	- - /2021237064	5/6/2021	$233.10	2021/2021	Loss
33197	7/6/2021		MEDICAL ONLY	RETINAL AND OPTHALMIC CONSULTANTS	- - /2021239867	6/7/2021	$241.34	2021/2021	Loss
33198	7/6/2021			CAPE REGIONAL PHYSICIANS ASSOCIATES			$1,062.93		
			INDEMNITY		- - /2021237391	5/11/2021	$284.47	2021/2021	Loss

AJF-ATL.JOINT INS.FUND

Check Register Report

Bank Account : ALL

Processed Date: Jul 1, 2021 - Jul 31, 2021
Instance Type: All
Coverage : All ,Claimant Type: All

Check Number	Check Date		Claimant (Case) Type	Payee Name	QL File / Claim Number	Loss Date	Payment Amount	Policy Year	Exp./Legal
			MEDICAL ONLY		- - /2021237240	5/6/2021	$778.46	2021/2021	Loss
33199	7/6/2021		INDEMNITY	SOUTH JERSEY INFECTIOUS DISEASES	MLT-2021234257/ 2021234267	4/3/2021	$80.08	2021/2021	Loss
33200	7/6/2021			ONE CALL CARE DIAGNOSTICS			$635.00		
			INDEMNITY		- - /2021236549	4/30/2021	$485.00	2021/2021	Loss
			INDEMNITY		- - /2021233208	3/19/2021	$150.00	2021/2021	Loss
33201	7/6/2021		INDEMNITY	ATLANTICARE CLINICAL LABORATORY	- - /2019157935	11/7/2018	$45.23	2018/2018	Loss
33202	7/6/2021		INDEMNITY	CARDIOVASCULAR ASSOCIATES OF DELAWARE VALLEY, PA	MLT-2021221151/ 2021221162	11/6/2020	$458.25	2020/2020	Loss
33203	7/6/2021			COASTAL PHYSICIANS & SURGEONS, P.C.			$251.92		
			INDEMNITY		- - /2020181414	8/12/2019	$162.10	2019/2019	Loss
			INDEMNITY		MLT-2018111450/ 2018111456	8/30/2017	$89.82	2017/2017	Loss
33204	7/6/2021			NovaCare Rehabilitation			$686.00		
			MEDICAL ONLY		- - /2021232402	3/10/2021	$196.00	2021/2021	Loss
			MEDICAL ONLY		- - /2021229497	2/10/2021	$98.00	2021/2021	Loss
			INDEMNITY		- - /2021211338	8/4/2020	$98.00	2020/2020	Loss
			INDEMNITY		MLT-2017093365/ 2017093366	1/27/2017	$294.00	2017/2017	Loss
33205	7/6/2021			CAPE REGIONAL URGENT CARE			$597.05		
			MEDICAL ONLY		- - /2021225508	1/4/2021	$469.28	2021/2021	Loss
			INDEMNITY		MLT-2021211708/ 2021212215	8/6/2020	$127.77	2020/2020	Loss
33206	7/6/2021		MEDICAL ONLY	QUEST DIAGNOSTICS	- - /2021218305	10/23/2020	$65.14	2020/2020	Loss
33207	7/6/2021		MEDICAL ONLY	QUEST DIAGNOSTICS	- - /2021218305	10/23/2020	$55.93	2020/2020	Loss
33208	7/6/2021			CAPE PHYSICAL THERAPY LLC			$1,008.00		
			INDEMNITY		- - /2021230246	2/18/2021	$360.00	2021/2021	Loss
			INDEMNITY		- - /2021221883	11/26/2020	$240.00	2020/2020	Loss
			INDEMNITY		- - /2019165094	2/5/2019	$408.00	2019/2019	Loss
33209	7/6/2021		INDEMNITY	ALIGN DIRECT BILL LLC	- - /2021210129	7/14/2020	$285.00	2020/2020	Loss
33210	7/6/2021			ATLANTICARE REGIONAL MEDICAL CENTER			$10,044.00		

AJF-ATL.JOINT INS.FUND

Check Register Report

Bank Account : ALL

Processed Date: Jul 1, 2021 - Jul 31, 2021
Instance Type: All
Coverage : All ,Claimant Type: All

Check Number	Check Date		Claimant (Case) Type	Payee Name	QL File / Claim Number	Loss Date	Payment Amount	Policy Year	Exp./Legal
			MEDICAL ONLY		- - /2021239867	6/7/2021	$5,022.00	2021/2021	Loss
			INDEMNITY		- - /2021238446	5/23/2021	$2,511.00	2021/2021	Loss
			INDEMNITY		- - /2021237391	5/11/2021	$2,511.00	2021/2021	Loss
33211	7/6/2021		MEDICAL ONLY	SHORE HOSPITALISTS ASSOCIATES PROFESSIONAL ASSOCIATION	- - /2021237446	5/12/2021	$478.23	2021/2021	Loss
33212	7/6/2021		INDEMNITY	BOROUGH OF WILDWOOD, CREST EMS	- - /2021238830	5/27/2021	$790.00	2021/2021	Loss
33213	7/6/2021		MEDICAL ONLY	CAPE CARDIOLOGY ASSOCIATES	- - /2021237240	5/6/2021	$40.00	2021/2021	Loss
33214	7/6/2021			NEUROSURGICAL AND SPINE SPECIALIST LLC			$366.58		
			INDEMNITY		- - /2021237514	5/11/2021	$222.23	2021/2021	Loss
			MEDICAL ONLY		- - /2021209355	7/4/2020	$144.35	2020/2020	Loss
33215	7/6/2021			myMATRIXX			$353.26		
			INDEMNITY		MLT-2021228109/ 2021229119	1/30/2021	$66.06	2021/2021	Loss
			INDEMNITY		MLT-2021211664/ 2021211666	8/6/2020	$20.10	2020/2020	Loss
			INDEMNITY		MLT-2021211664/ 2021211670	8/6/2020	$79.01	2020/2020	Loss
			INDEMNITY		MLT-2021211664/ 2021211669	8/6/2020	$188.09	2020/2020	Loss
33216	7/6/2021		MEDICAL ONLY	HEALTH MED ASSOCIATES PC	- - /2021238363	5/24/2021	$247.94	2021/2021	Loss
33217	7/6/2021			ORTHOPAEDICS NEW JERSEY, LLC			$3,313.41		
			INDEMNITY		- - /2021240346	6/9/2021	$239.32	2021/2021	Loss
			INDEMNITY		- - /2021239771	6/3/2021	$400.95	2021/2021	Loss
			INDEMNITY		- - /2021238064	5/17/2021	$612.34	2021/2021	Loss
			INDEMNITY		- - /2021237523	5/11/2021	$125.59	2021/2021	Loss
			INDEMNITY		- - /2021236934	5/4/2021	$125.59	2021/2021	Loss
			MEDICAL ONLY		- - /2021233447	3/23/2021	$125.59	2021/2021	Loss
			INDEMNITY		- - /2021233347	3/23/2021	$1,417.97	2021/2021	Loss
			INDEMNITY		MLT-2021228109/ 2021229119	1/30/2021	$180.74	2021/2021	Loss

AJF-ATL.JOINT INS.FUND

Check Register Report

Bank Account : ALL

Processed Date: Jul 1, 2021 - Jul 31, 2021
Instance Type: All
Coverage : All ,Claimant Type: All

Check Number	Check Date		Claimant (Case) Type	Payee Name	QL File / Claim Number	Loss Date	Payment Amount	Policy Year	Exp./Legal
			INDEMNITY		MLT-2021226671/ 2021226675	1/16/2021	$85.32	2021/2021	Loss
33218	7/6/2021		INDEMNITY	ORTHOPAEDICS NEW JERSEY	- - /2021241072	6/17/2021	$318.94	2021/2021	Loss
33219	7/6/2021			QUALCARE INC			$6,120.00		
			MEDICAL ONLY		- - /2022242029	7/1/2021	$510.00	2021/2021	Loss
			MEDICAL ONLY		- - /2021241953	6/30/2021	$510.00	2021/2021	Loss
			MEDICAL ONLY		- - /2021241957	6/30/2021	$510.00	2021/2021	Loss
			MEDICAL ONLY		- - /2021241889	6/29/2021	$510.00	2021/2021	Loss
			MEDICAL ONLY		- - /2021241898	6/29/2021	$510.00	2021/2021	Loss
			MEDICAL ONLY		- - /2021241755	6/28/2021	$510.00	2021/2021	Loss
			MEDICAL ONLY		- - /2021241709	6/26/2021	$510.00	2021/2021	Loss
			MEDICAL ONLY		- - /2021241832	6/25/2021	$510.00	2021/2021	Loss
			MEDICAL ONLY		- - /2021241845	6/25/2021	$510.00	2021/2021	Loss
			MEDICAL ONLY		- - /2021241833	6/25/2021	$510.00	2021/2021	Loss
			MEDICAL ONLY		- - /2021241757	6/24/2021	$510.00	2021/2021	Loss
			MEDICAL ONLY		- - /2021241606	6/23/2021	$510.00	2021/2021	Loss
33220	7/13/2021		INDEMNITY	GOLDENBERG, MACKLER & SAYEGH, PA	- - /2020204206	5/1/2020	$5,280.00	2020/2020	Loss
33221	7/13/2021		BODILY INJURY [Expired]	GEMMEL TODD & MERENICH PA	- - /2018142277	5/2/2018	$3,366.00	2018/2018	Legal
33222	7/13/2021		INDEMNITY	STATE SHORTHAND REPORTING SERVICE	- - /2020204206	5/1/2020	$75.00	2020/2020	Expense
33223	7/13/2021		1ST PARTY COLL PD	BOB'S AUTO BODY	- - /2021241044	5/27/2021	$1,774.03	2021/2021	Loss
33224	7/13/2021		INLAND MARINE	I C U INVESTIGATIONS INC	- - /2021221250	10/31/2020	$200.00	2020/2020	Expense
33225	7/13/2021			BIRCHMEIER & POWELL LLC			$6,465.50		
			POLICE PROF BI		- - /2021215465	6/17/2020	$1,996.50	2020/2020	Legal
			POLICE PROF BI		- - /2021233601	9/1/2018	$1,446.50	2018/2018	Legal
			BODILY INJURY [Expired]		- - /2019151246	8/3/2018	$3,022.50	2018/2018	Legal
33226	7/13/2021			State of New Jersey - Div of Worker's Comp			$8.16		
			INDEMNITY		- - /2021233791	3/26/2021	$6.34	2021/2021	Expense
			INDEMNITY		- - /2021233347	3/23/2021	$0.59	2021/2021	Expense

AJF-ATL.JOINT INS.FUND

Check Register Report

Bank Account : ALL

Processed Date: Jul 1, 2021 - Jul 31, 2021
Instance Type: All
Coverage : All ,Claimant Type: All

Check Number	Check Date		Claimant (Case) Type	Payee Name	QL File / Claim Number	Loss Date	Payment Amount	Policy Year	Exp./Legal
			INDEMNITY		- - /2020179007	7/17/2019	$0.64	2019/2019	Expense
			INDEMNITY		- - /2019176515	6/13/2019	$0.59	2019/2019	Expense
33227	7/13/2021		INDEMNITY	ATLANTIC SECURITY INT'L	- - /2021226687	1/18/2021	$1,445.00	2021/2021	Expense
33228	7/13/2021			LEO PETETTI LLC			$460.00		
			1ST PARTY COLL PD		- - /2022242606	7/3/2021	$110.00	2021/2021	Expense
			1ST PARTY COLL PD		- - /2021241920	6/24/2021	$350.00	2021/2021	Expense
33229	7/13/2021			CLIFF GRAY APPRAISAL SERVICE			$225.00		
			3RD PARTY PD		- - /2021241245	6/7/2021	$110.00	2021/2021	Expense
			3RD PARTY PD		- - /2021237886	5/5/2021	$115.00	2021/2021	Expense
33230	7/13/2021			THE DEWEESE LAW FIRM			$536.01		
			INDEMNITY		- - /2021225008	12/30/2020	$150.00	2020/2020	Expense
			BLDG/CONTENT		- - /2019171556	4/17/2019	$290.00	2019/2019	Legal
			INDEMNITY		MLT-2019161926/ 2019161927	12/31/2018	$41.00	2018/2018	Expense
			MEDICAL ONLY		MLT-2019161926/ 2019161926	12/31/2018	$41.00	2018/2018	Expense
			INDEMNITY		- - /2018114153	9/29/2017	$6.96	2017/2017	Expense
			1ST PARTY COLL PD		Z41609/001253916	7/12/2016	$7.05	2016/2016	Legal
33231	7/13/2021			REYNOLDS & HORN PC			$6,112.00		
			PERSONAL INJURY		- - /2020193153	12/16/2019	$485.50	2019/2019	Legal
			POLICE PROF PI		- - /2020186116	7/12/2018	$3,514.50	2018/2018	Legal
			POLICE PROF PI		- - /2019151199	4/20/2018	$2,112.00	2018/2018	Legal
33232	7/13/2021			AFFANATO MARUT LLC			$1,648.50		
			INDEMNITY		- - /2021234875	4/9/2021	$484.00	2021/2021	Legal
			INDEMNITY		- - /2021228367	2/2/2021	$207.50	2021/2021	Legal
			INDEMNITY		- - /2021209628	7/13/2020	$140.00	2020/2020	Legal
			INDEMNITY		- - /2020205933	5/25/2020	$182.00	2020/2020	Legal
			INDEMNITY		MLT-2019161846/	12/29/2018	$168.00	2018/2018	Legal

AJF-ATL.JOINT INS.FUND

Check Register Report

Bank Account : ALL

Processed Date: Jul 1, 2021 - Jul 31, 2021
Instance Type: All
Coverage : All ,Claimant Type: All

Check Number	Check Date		Claimant (Case) Type	Payee Name	QL File / Claim Number	Loss Date	Payment Amount	Policy Year	Exp./Legal
					2019161846				
			INDEMNITY		- - /2019169546	6/1/2017	$244.50	2017/2017	Legal
			INDEMNITY		- - /2017103741	5/26/2017	$222.50	2017/2017	Legal
33233	7/13/2021			PIETRAS SARACINO SMITH & MEEK			$2,783.50		
			INDEMNITY		MLT-2021224718/ 2021224718	12/18/2020	$674.50	2020/2020	Legal
			INDEMNITY		- - /2021218482	10/22/2020	$288.00	2020/2020	Legal
			INDEMNITY		- - /2021210126	7/7/2020	$643.00	2020/2020	Legal
			INDEMNITY		- - /2020206628	5/20/2020	$590.50	2020/2020	Legal
			INDEMNITY		- - /2020204206	5/1/2020	$457.50	2020/2020	Legal
			INDEMNITY		- - /2018110940	8/21/2017	$130.00	2017/2017	Legal
33234	7/13/2021		INDEMNITY	Middle Township	- - /2021237523	5/11/2021	$716.30	2021/2021	Loss
33235	7/13/2021		INDEMNITY	Middle Township	- - /2021237523	5/11/2021	$195.36	2021/2021	Loss
33236	7/13/2021		INDEMNITY	Egg Harbor Township	- - /2021236577	4/25/2021	$415.29	2021/2021	Loss
33237	7/13/2021		INDEMNITY	Egg Harbor Township	- - /2021236577	4/25/2021	$969.00	2021/2021	Loss
33238	7/13/2021		INDEMNITY	PLEASANTVILLE CITY	- - /2021236549	4/30/2021	$748.64	2021/2021	Loss
33239	7/13/2021		INDEMNITY	OCEAN CITY	- - /2021241072	6/17/2021	$969.00	2021/2021	Loss
33240	7/13/2021		INDEMNITY	Ocean City	- - /2021241233	6/14/2021	$110.57	2021/2021	Loss
33241	7/13/2021		INDEMNITY	Ocean City	- - /2021241233	6/14/2021	$405.43	2021/2021	Loss
33242	7/13/2021		INDEMNITY	CAPE MAY CITY	- - /2021237132	5/7/2021	$1,938.00	2021/2021	Loss
33243	7/13/2021		INDEMNITY	CAPE MAY CITY	- - /2021237132	5/7/2021	$1,938.00	2021/2021	Loss
33244	7/13/2021		INDEMNITY	CAPE MAY CITY	- - /2021237132	5/7/2021	$1,938.00	2021/2021	Loss
33245	7/13/2021		INDEMNITY	CAPE MAY CITY	- - /2021237132	5/7/2021	$1,938.00	2021/2021	Loss
33246	7/13/2021		INDEMNITY	PLEASANTVILLE CITY	MLT-2021234257/ 2021234267	4/3/2021	$1,561.72	2021/2021	Loss
33247	7/13/2021		INDEMNITY	GALLOWAY TOWNSHIP	MLT-2021226671/ 2021226675	1/16/2021	$1,938.00	2021/2021	Loss
33248	7/13/2021		INDEMNITY	GALLOWAY TOWNSHIP	- - /2021237391	5/11/2021	$1,480.52	2021/2021	Loss
33249	7/13/2021		3RD PARTY PD	Anthony Piccone	- - /2021240460	6/10/2021	$1,002.54	2021/2021	Loss
33250	7/13/2021		INDEMNITY	Pleasantville City	- - /2021236806	5/4/2021	$1,661.14	2021/2021	Loss
33251	7/13/2021		INDEMNITY	Pleasantville City	- - /2021236806	5/4/2021	$2,214.86	2021/2021	Loss
33252	7/13/2021		INDEMNITY	Thompson, Thurman	- - /2021238466	5/19/2021	$680.14	2021/2021	Loss
33253	7/13/2021		INDEMNITY	MIDDLE TOWNSHIP	- - /2021239771	6/3/2021	$904.74	2021/2021	Loss

AJF-ATL.JOINT INS.FUND

Check Register Report

Bank Account : ALL

Processed Date: Jul 1, 2021 - Jul 31, 2021
Instance Type: All
Coverage : All ,Claimant Type: All

Check Number	Check Date		Claimant (Case) Type	Payee Name	QL File / Claim Number	Loss Date	Payment Amount	Policy Year	Exp./Legal
33254	7/13/2021		INDEMNITY	MIDDLE TOWNSHIP	- - /2021239771	6/3/2021	$258.50	2021/2021	Loss
33255	7/13/2021		INDEMNITY	NORTHFIELD CITY	- - /2021234007	3/31/2021	$1,938.00	2021/2021	Loss
33256	7/13/2021		INDEMNITY	Green, Russell	- - /2021232192	3/10/2021	$460.99	2021/2021	Loss
33257	7/13/2021			LAW OFFICES OF THOMAS G SMITH PC			$3,989.50		
			BODILY INJURY [Expired]		- - /2021234086	10/9/2018	$2,801.00	2018/2018	Legal
			BODILY INJURY [Expired]		- - /2018145012	5/3/2018	$1,188.50	2018/2018	Legal
33258	7/13/2021		INDEMNITY	BRANDON PIPER	- - /2017097124	3/11/2017	$879.09	2017/2017	Loss
33259	7/13/2021		INDEMNITY	Shaune Slattery	- - /2019168139	3/8/2019	$691.70	2019/2019	Loss
33260	7/13/2021		INDEMNITY	Julio Sanchez	- - /2020191564	12/4/2019	$1,842.00	2019/2019	Loss
33261	7/13/2021		INDEMNITY	Christopher Graves	- - /2020184419	9/19/2019	$543.00	2019/2019	Loss
33262	7/13/2021		INDEMNITY	Andrea Teosanova	- - /2021240780	6/12/2021	$813.21	2021/2021	Loss
33263	7/13/2021		INDEMNITY	Nathan Rendino	- - /2021241440	6/21/2021	$516.00	2021/2021	Loss
33264	7/13/2021		INDEMNITY	Girard Tell	MLT-2020190832/ 2020190832	11/15/2019	$1,842.00	2019/2019	Loss
33265	7/13/2021		INDEMNITY	Christopher DeVito	- - /2021214232	9/8/2020	$1,890.00	2020/2020	Loss
33266	7/13/2021		INDEMNITY	JOHN WISGO	- - /2018110940	8/21/2017	$1,170.40	2017/2017	Loss
33267	7/13/2021		INDEMNITY	Alexandria Falivene	- - /2020181183	7/9/2019	$1,842.00	2019/2019	Loss
33268	7/13/2021		INDEMNITY	William Howze	- - /2020196918	2/8/2020	$1,512.00	2020/2020	Loss
33269	7/13/2021		INDEMNITY	Peter Elias	- - /2020180094	7/30/2019	$676.50	2019/2019	Loss
33270	7/13/2021		INDEMNITY	Kevin Livingston	- - /2021234875	4/9/2021	$1,237.62	2021/2021	Loss
33271	7/13/2021		INDEMNITY	Jessie Fernandez	- - /2020180629	8/5/2019	$492.00	2019/2019	Loss
33272	7/13/2021		INDEMNITY	PAUL WELDON	- - /2018121894	1/5/2018	$1,924.00	2018/2018	Loss
33273	7/13/2021		INDEMNITY	JOSEPH DIXON	- - /2018107226	7/7/2017	$1,090.40	2017/2017	Loss
33274	7/13/2021		INDEMNITY	ANTHONY REBARDO	- - /2019148274	7/19/2018	$1,064.28	2018/2018	Loss
33275	7/13/2021		INDEMNITY	JOHN BERRY	- - /2019149430	7/28/2018	$1,098.40	2018/2018	Loss
33276	7/13/2021		INDEMNITY	Servando Pahang	- - /2020203443	4/21/2020	$1,008.00	2020/2020	Loss
33277	7/13/2021		INDEMNITY	DAVID GLASSFORD	- - /2018130564	4/9/2018	$1,098.40	2018/2018	Loss
33278	7/13/2021		INDEMNITY	Nicholas Lovallo	- - /2019174451	5/22/2019	$1,120.16	2019/2019	Loss
33279	7/13/2021		INDEMNITY	DAVID ARISTIZABAL	MLT-2018131125/ 2018131162	4/13/2018	$1,098.40	2018/2018	Loss
33280	7/13/2021		INDEMNITY	ROBERT SMITH	MLT-2018120130/ 2018120205	12/11/2017	$1,129.32	2017/2017	Loss
33281	7/13/2021		INDEMNITY	WYATT CLEVENGER	- - /2018110789	8/23/2017	$1,672.00	2017/2017	Loss
33282	7/13/2021		INDEMNITY	GRIFFIN BONNER	- - /2018107168	7/7/2017	$1,056.28	2017/2017	Loss
33283	7/13/2021		1ST PARTY COLL PD	UPPER TOWNSHIP	- - /2022242159	6/24/2021	$786.09	2021/2021	Loss
33284	7/13/2021		1ST PARTY COLL PD	OCEAN CITY	- - /2021241920	6/24/2021	$2,185.70	2021/2021	Loss

AJF-ATL.JOINT INS.FUND

Check Register Report

Bank Account : ALL

Processed Date: Jul 1, 2021 - Jul 31, 2021
Instance Type: All
Coverage : All ,Claimant Type: All

Check Number	Check Date	Claimant (Case) Type	Payee Name	QL File / Claim Number	Loss Date	Payment Amount	Policy Year	Exp./Legal
33285	7/13/2021	BLDG/CONTENT	ESTELL MANOR CITY	- - /2022242641	6/9/2021	$2,000.00	2021/2021	Loss
33286	7/13/2021	BLDG/CONTENT	LONGPORT BOROUGH	- - /2021241977	6/23/2021	$2,093.20	2021/2021	Loss
33287	7/13/2021		QUALCARE INC			$8,670.00		
		MEDICAL ONLY		- - /2022242474	7/8/2021	$510.00	2021/2021	Loss
		MEDICAL ONLY		- - /2022242506	7/8/2021	$510.00	2021/2021	Loss
		MEDICAL ONLY		- - /2022242413	7/7/2021	$510.00	2021/2021	Loss
		MEDICAL ONLY		- - /2022242390	7/7/2021	$510.00	2021/2021	Loss
		MEDICAL ONLY		- - /2022242328	7/6/2021	$510.00	2021/2021	Loss
		MEDICAL ONLY		- - /2022242268	7/6/2021	$510.00	2021/2021	Loss
		MEDICAL ONLY		- - /2022242411	7/6/2021	$510.00	2021/2021	Loss
		MEDICAL ONLY		- - /2022242387	7/6/2021	$510.00	2021/2021	Loss
		INDEMNITY		- - /2022242233	7/5/2021	$510.00	2021/2021	Loss
		INDEMNITY		- - /2022242329	7/5/2021	$510.00	2021/2021	Loss
		MEDICAL ONLY		- - /2022242251	7/3/2021	$510.00	2021/2021	Loss
		INDEMNITY		- - /2022242261	7/3/2021	$510.00	2021/2021	Loss
		MEDICAL ONLY		- - /2022242170	7/2/2021	$510.00	2021/2021	Loss
		MEDICAL ONLY		- - /2022242169	7/1/2021	$510.00	2021/2021	Loss
		MEDICAL ONLY		- - /2022242513	6/28/2021	$510.00	2021/2021	Loss
		INDEMNITY		- - /2021241955	6/26/2021	$510.00	2021/2021	Loss
		MEDICAL ONLY		- - /2021240963	6/16/2021	$510.00	2021/2021	Loss
33288	7/13/2021		ATLANTICARE URGENT CARE & OCCUPATIONAL HEALTH			$830.80		
		MEDICAL ONLY		- - /2021237228	5/10/2021	$102.77	2021/2021	Loss
		MEDICAL ONLY		- - /2021237255	5/7/2021	$106.08	2021/2021	Loss
		MEDICAL ONLY		- - /2021237407	5/6/2021	$153.41	2021/2021	Loss
		MEDICAL ONLY		- - /2021234332	4/5/2021	$102.77	2021/2021	Loss
		INDEMNITY		- - /2021228131	1/26/2021	$102.77	2021/2021	Loss

AJF-ATL.JOINT INS.FUND

Check Register Report

Bank Account : ALL

Processed Date: Jul 1, 2021 - Jul 31, 2021
Instance Type: All
Coverage : All ,Claimant Type: All

Check Number	Check Date		Claimant (Case) Type	Payee Name	QL File / Claim Number	Loss Date	Payment Amount	Policy Year	Exp./Legal
			MEDICAL ONLY		- - /2021232297	1/20/2021	$263.00	2021/2021	Loss
33289	7/13/2021		INDEMNITY	IVY REHAB NETWORK, INC	- - /2021237286	5/9/2021	$170.00	2021/2021	Loss
33290	7/13/2021		INDEMNITY	ADVANCED ENT & ALLERGY	- - /2021239676	6/4/2021	$331.13	2021/2021	Loss
33291	7/13/2021			STRIVE PHYSICAL THERAPY AND SPORTS REHABILITATION LLC			$510.00		
			INDEMNITY		- - /2021234875	4/9/2021	$80.00	2021/2021	Loss
			INDEMNITY		- - /2021214232	9/8/2020	$160.00	2020/2020	Loss
			INDEMNITY		- - /2020193079	12/22/2019	$110.00	2019/2019	Loss
			INDEMNITY		- - /2020181183	7/9/2019	$160.00	2019/2019	Loss
33292	7/13/2021		INDEMNITY	RK PSYCHOLOGY & NEUROPSYCOLOGY	MLT-2021211664/ 2021211670	8/6/2020	$300.00	2020/2020	Loss
33293	7/13/2021		INDEMNITY	INSPIRA MEDICAL CENTER VINELAND	- - /2021233208	3/19/2021	$267.22	2021/2021	Loss
33294	7/13/2021		MEDICAL ONLY	CAPE REGIONAL MEDICAL CENTER	- - /2021239678	6/5/2021	$1,404.00	2021/2021	Loss
33295	7/13/2021			TWIN BORO PHYSICAL THERAPY			$2,400.00		
			INDEMNITY		- - /2021238064	5/17/2021	$240.00	2021/2021	Loss
			INDEMNITY		- - /2021237448	5/11/2021	$320.00	2021/2021	Loss
			INDEMNITY		- - /2021236465	4/26/2021	$400.00	2021/2021	Loss
			MEDICAL ONLY		- - /2021234700	4/9/2021	$160.00	2021/2021	Loss
			INDEMNITY		- - /2021234007	3/31/2021	$240.00	2021/2021	Loss
			INDEMNITY		- - /2021232192	3/10/2021	$160.00	2021/2021	Loss
			INDEMNITY		MLT-2021226671/ 2021226675	1/16/2021	$240.00	2021/2021	Loss
			INDEMNITY		- - /2021218482	10/22/2020	$160.00	2020/2020	Loss
			INDEMNITY		MLT-2021215990/ 2021215991	9/28/2020	$240.00	2020/2020	Loss
			INDEMNITY		- - /2021210129	7/14/2020	$240.00	2020/2020	Loss
33296	7/13/2021		MEDICAL ONLY	REGIONAL NEPHROLOGY ASSOCIATES PA	- - /2021237240	5/6/2021	$249.27	2021/2021	Loss
33297	7/13/2021			CAPE MAY COURT HOUSE ASSOCIATES IN RADIOLOGY			$112.84		
			MEDICAL ONLY		- - /2021237064	5/6/2021	$37.63	2021/2021	Loss

AJF-ATL.JOINT INS.FUND

Check Register Report

Bank Account : ALL

Processed Date: Jul 1, 2021 - Jul 31, 2021
Instance Type: All
Coverage : All ,Claimant Type: All

Check Number	Check Date		Claimant (Case) Type	Payee Name	QL File / Claim Number	Loss Date	Payment Amount	Policy Year	Exp./Legal
			MEDICAL ONLY		- - /2021237240	5/6/2021	$75.21	2021/2021	Loss
33298	7/13/2021		INDEMNITY	FERNANDO J. DELASOTTA MD	- - /2021234007	3/31/2021	$115.00	2021/2021	Loss
33299	7/13/2021		INDEMNITY	CAPE REGIONAL PHYSICIANS ASSOCIATES	- - /2021237132	5/7/2021	$86.11	2021/2021	Loss
33300	7/13/2021			ONE CALL CARE DIAGNOSTICS			$600.00		
			INDEMNITY		- - /2021237132	5/7/2021	$300.00	2021/2021	Loss
			INDEMNITY		- - /2018145002	5/31/2018	$300.00	2018/2018	Loss
33301	7/13/2021			PROFESSIONAL PAIN MANAGEMENT ASSOC			$570.82		
			INDEMNITY		- - /2020193135	12/23/2019	$438.09	2019/2019	Loss
			INDEMNITY		MLT-2018111450/ 2018111456	8/30/2017	$132.73	2017/2017	Loss
33302	7/13/2021			MATTHEW J PITERA MD PA			$900.00		
			INDEMNITY		MLT-2021211664/ 2021211667	8/6/2020	$450.00	2020/2020	Loss
			INDEMNITY		MLT-2021211664/ 2021211669	8/6/2020	$450.00	2020/2020	Loss
33303	7/13/2021			COASTAL PHYSICIANS & SURGEONS, P.C.			$689.82		
			INDEMNITY		- - /2021228131	1/26/2021	$600.00	2021/2021	Loss
			INDEMNITY		- - /2020181414	8/12/2019	$89.82	2019/2019	Loss
33304	7/13/2021			ROTHMAN ORTHOPAEDICS			$1,226.66		
			INDEMNITY		- - /2021236577	4/25/2021	$191.21	2021/2021	Loss
			MEDICAL ONLY		- - /2021232402	3/10/2021	$87.00	2021/2021	Loss
			INDEMNITY		- - /2021217221	10/13/2020	$482.53	2020/2020	Loss
			INDEMNITY		- - /2020181183	7/9/2019	$465.92	2019/2019	Loss
33305	7/13/2021		MEDICAL ONLY	ACCENT HEAD AND NECK GROUP, PA	- - /2021211931	8/7/2020	$91.93	2020/2020	Loss
33306	7/13/2021			NovaCare Rehabilitation			$974.00		
			MEDICAL ONLY		- - /2021237155	5/7/2021	$294.00	2021/2021	Loss
			INDEMNITY		MLT-2021221151/ 2021221162	11/6/2020	$95.00	2020/2020	Loss
			INDEMNITY		- - /2021212429	8/16/2020	$196.00	2020/2020	Loss

AJF-ATL.JOINT INS.FUND

Check Register Report

Bank Account : ALL

Processed Date: Jul 1, 2021 - Jul 31, 2021
Instance Type: All
Coverage : All ,Claimant Type: All

Check Number	Check Date		Claimant (Case) Type	Payee Name	QL File / Claim Number	Loss Date	Payment Amount	Policy Year	Exp./Legal
			INDEMNITY		- - /2021211338	8/4/2020	$193.00	2020/2020	Loss
			INDEMNITY		MLT-2017093365/ 2017093366	1/27/2017	$196.00	2017/2017	Loss
33307	7/13/2021		INDEMNITY	VIRTUA MEDICAL GROUP	- - /2019161335	12/18/2018	$185.32	2018/2018	Loss
33308	7/13/2021		INDEMNITY	MEDIKINE GROUP, LLC	MLT-2021228109/ 2021229119	1/30/2021	$588.00	2021/2021	Loss
33309	7/13/2021			CAPE REGIONAL URGENT CARE			$646.27		
			INDEMNITY		MLT-2021223426/ 2021223836	11/30/2020	$119.56	2020/2020	Loss
			MEDICAL ONLY		MLT-2021216228/ 2021216276	9/29/2020	$82.54	2020/2020	Loss
			INDEMNITY		- - /2021210134	7/20/2020	$164.59	2020/2020	Loss
			MEDICAL ONLY		- - /2021209642	7/6/2020	$127.77	2020/2020	Loss
			INDEMNITY		MLT-2020207627/ 2020207709	6/16/2020	$151.81	2020/2020	Loss
33310	7/13/2021			PREMIER ORTHOPAEDIC & SPORTS MEDICINE ASSOCIATES OF SNJ LLC			$237.84		
			INDEMNITY		- - /2021234875	4/9/2021	$149.75	2021/2021	Loss
			INDEMNITY		- - /2021212429	8/16/2020	$88.09	2020/2020	Loss
33311	7/13/2021			CAPE PHYSICAL THERAPY LLC			$840.00		
			INDEMNITY		- - /2021230246	2/18/2021	$420.00	2021/2021	Loss
			INDEMNITY		- - /2021221883	11/26/2020	$300.00	2020/2020	Loss
			INDEMNITY		- - /2019165094	2/5/2019	$120.00	2019/2019	Loss
33312	7/13/2021			THE FRANKEL ORTHOPEDICS AND SPORTS			$772.74		
			INDEMNITY		- - /2021237391	5/11/2021	$266.77	2021/2021	Loss
			INDEMNITY		- - /2021237448	5/11/2021	$59.80	2021/2021	Loss
			INDEMNITY		- - /2021236549	4/30/2021	$119.60	2021/2021	Loss
			INDEMNITY		- - /2021236577	4/25/2021	$59.80	2021/2021	Loss
			MEDICAL ONLY		- - /2021234700	4/9/2021	$206.97	2021/2021	Loss
			MEDICAL ONLY		- - /2021221567	11/24/2020	$59.80	2020/2020	Loss

AJF-ATL.JOINT INS.FUND

Check Register Report

Bank Account : ALL

Processed Date: Jul 1, 2021 - Jul 31, 2021
Instance Type: All
Coverage : All ,Claimant Type: All

Check Number	Check Date		Claimant (Case) Type	Payee Name	QL File / Claim Number	Loss Date	Payment Amount	Policy Year	Exp./Legal
33313	7/13/2021			ALIGN DIRECT BILL LLC			$950.00		
			INDEMNITY		- - /2021210129	7/14/2020	$95.00	2020/2020	Loss
			INDEMNITY		- - /2020208339	6/24/2020	$475.00	2020/2020	Loss
			INDEMNITY		- - /2018110940	8/21/2017	$380.00	2017/2017	Loss
33314	7/13/2021			ATLANTICARE REGIONAL MEDICAL CENTER			$51,911.20		
			MEDICAL ONLY		- - /2021239678	6/5/2021	$2,299.05	2021/2021	Loss
			INDEMNITY		- - /2021214232	9/8/2020	$49,612.15	2020/2020	Loss
33315	7/13/2021		INDEMNITY	HOWARD HAMMER PSYD	MLT-2021211664/ 2021211666	8/6/2020	$135.00	2020/2020	Loss
33316	7/13/2021		INDEMNITY	BROMEDICON, LLC	MLT-2021215990/ 2021215991	9/28/2020	$3,831.00	2020/2020	Loss
33317	7/13/2021		INDEMNITY	WILDCAT NEUROPHYSIOLOGY PC	MLT-2021215990/ 2021215991	9/28/2020	$2,700.00	2020/2020	Loss
33318	7/13/2021		INDEMNITY	FUSION HEALTHCARE SOLUTIONS	MLT-2021228109/ 2021229119	1/30/2021	$1,189.00	2021/2021	Loss
33319	7/13/2021			myMATRIXX			$1,182.30		
			INDEMNITY		- - /2021237523	5/11/2021	$5.11	2021/2021	Loss
			INDEMNITY		- - /2021236549	4/30/2021	$4.41	2021/2021	Loss
			INDEMNITY		- - /2021234875	4/9/2021	$53.88	2021/2021	Loss
			INDEMNITY		- - /2021229484	2/10/2021	$39.53	2021/2021	Loss
			INDEMNITY		- - /2021228131	1/26/2021	$260.25	2021/2021	Loss
			MEDICAL ONLY		- - /2021226717	1/15/2021	$43.01	2021/2021	Loss
			INDEMNITY		MLT-2021211664/ 2021211669	8/6/2020	$135.58	2020/2020	Loss
			INDEMNITY		- - /2020193135	12/23/2019	$547.82	2019/2019	Loss
			INDEMNITY		- - /2020187019	10/11/2019	$92.71	2019/2019	Loss
33320	7/13/2021			ORTHOPAEDICS NEW JERSEY, LLC			$734.16		
			MEDICAL ONLY		- - /2021239928	6/8/2021	$360.89	2021/2021	Loss
			MEDICAL ONLY		- - /2021236200	4/27/2021	$125.59	2021/2021	Loss
			INDEMNITY		- - /2020206029	5/24/2020	$247.68	2020/2020	Loss

AJF-ATL.JOINT INS.FUND

Check Register Report

Bank Account : ALL

Processed Date: Jul 1, 2021 - Jul 31, 2021
Instance Type: All
Coverage : All ,Claimant Type: All

Check Number	Check Date		Claimant (Case) Type	Payee Name	QL File / Claim Number	Loss Date	Payment Amount	Policy Year	Exp./Legal
33321	7/20/2021		BODILY INJURY [Expired]	GEMMEL TODD & MERENICH PA	- - /2020178879	4/18/2019	$2,980.00	2019/2019	Legal
33322	7/20/2021			State of New Jersey - Div of Worker's Comp			$12.12		
			INDEMNITY		- - /2021236577	4/25/2021	$3.02	2021/2021	Expense
			INDEMNITY		- - /2021214302	9/10/2020	$9.10	2020/2020	Expense
33323	7/20/2021			ATLANTIC SECURITY INT'L			$426.50		
			MEDICAL ONLY		- - /2021210983	6/18/2020	$151.50	2020/2020	Expense
			INDEMNITY		MLT-2017093365/ 2017093366	1/27/2017	$275.00	2017/2017	Expense
33324	7/20/2021			LEO PETETTI LLC			$275.00		
			1ST PARTY COLL PD		- - /2022242473	7/5/2021	$110.00	2021/2021	Expense
			1ST PARTY COLL PD		- - /2021237425	5/11/2021	$110.00	2021/2021	Expense
			3RD PARTY PD		- - /2021211932	8/10/2020	$55.00	2020/2020	Expense
33325	7/20/2021			THE DEWEESE LAW FIRM			$239.50		
			INDEMNITY		- - /2021208799	6/21/2020	$150.00	2020/2020	Expense
			MEDICAL ONLY		- - /2019171226	4/13/2019	$89.50	2019/2019	Expense
33326	7/20/2021		INDEMNITY	AFFANATO MARUT LLC	- - /2018123568	11/22/2017	$134.50	2017/2017	Legal
33327	7/20/2021		INDEMNITY	PIETRAS SARACINO SMITH & MEEK	MLT-2021221871/ 2021221871	11/19/2020	$818.50	2020/2020	Legal
33328	7/20/2021		INDEMNITY	Williams, Jace	- - /2021238830	5/27/2021	$695.10	2021/2021	Loss
33329	7/20/2021		3RD PARTY PD	William Nielsen	- - /2021237886	5/5/2021	$4,607.45	2021/2021	Loss
33330	7/20/2021		INDEMNITY	Johanna Hovik	- - /2018113608	7/3/2017	$663.48	2017/2017	Loss
33331	7/20/2021		INDEMNITY	Margate City	MLT-2021215990/ 2021215991	9/28/2020	$1,890.00	2020/2020	Loss
33332	7/20/2021		INDEMNITY	QUAL-LYNX	MLT-2020207627/ 2020207885	6/14/2020	$196.08	2020/2020	Expense
33333	7/20/2021		MEDICAL ONLY	QUAL-LYNX	MLT-2021211621/ 2021211621	8/4/2020	$248.08	2020/2020	Expense
33334	7/20/2021		MEDICAL ONLY	QUAL-LYNX	MLT-2021211621/ 2021211623	8/4/2020	$244.83	2020/2020	Expense
33335	7/20/2021		MEDICAL ONLY	QUAL-LYNX	- - /2021210096	6/24/2020	$342.33	2020/2020	Expense
33336	7/20/2021		MEDICAL ONLY	QUAL-LYNX	- - /2021211274	6/21/2020	$260.00	2020/2020	Expense
33337	7/20/2021		MEDICAL ONLY	QUAL-LYNX	MLT-2020205887/ 2020205887	5/22/2020	$238.33	2020/2020	Expense
33338	7/20/2021		INDEMNITY	QUAL-LYNX	MLT-2020205887/	5/22/2020	$124.58	2020/2020	Expense

AJF-ATL.JOINT INS.FUND

Check Register Report

Bank Account : ALL

Processed Date: Jul 1, 2021 - Jul 31, 2021
Instance Type: All
Coverage : All ,Claimant Type: All

Check Number	Check Date		Claimant (Case) Type	Payee Name	QL File / Claim Number	Loss Date	Payment Amount	Policy Year	Exp./Legal
					2020205897				
33339	7/20/2021		INDEMNITY	QUAL-LYNX	MLT-2020205887/ 2020205901	5/22/2020	$144.08	2020/2020	Expense
33340	7/20/2021		INDEMNITY	QUAL-LYNX	MLT-2020205887/ 2020205903	5/22/2020	$112.67	2020/2020	Expense
33341	7/20/2021		INDEMNITY	QUAL-LYNX	MLT-2020205887/ 2020205905	5/22/2020	$105.08	2020/2020	Expense
33342	7/20/2021		INDEMNITY	QUAL-LYNX	MLT-2020205887/ 2020205906	5/22/2020	$80.17	2020/2020	Expense
33343	7/20/2021		INDEMNITY	QUAL-LYNX	MLT-2021209456/ 2021209926	7/8/2020	$41.17	2020/2020	Expense
33344	7/20/2021		INDEMNITY	QUAL-LYNX	- - /2021210755	7/23/2020	$62.83	2020/2020	Expense
33345	7/20/2021		MEDICAL ONLY	QUAL-LYNX	MLT-2020206073/ 2020206111	5/26/2020	$115.92	2020/2020	Expense
33346	7/20/2021		MEDICAL ONLY	QUAL-LYNX	MLT-2020206073/ 2020206114	5/26/2020	$104.00	2020/2020	Expense
33347	7/20/2021		INDEMNITY	QUAL-LYNX	- - /2021209360	7/6/2020	$128.92	2020/2020	Expense
33348	7/20/2021		INDEMNITY	QUAL-LYNX	MLT-2021209456/ 2021209552	7/8/2020	$66.08	2020/2020	Expense
33349	7/20/2021		MEDICAL ONLY	QUAL-LYNX	MLT-2020206073/ 2020206082	5/26/2020	$91.00	2020/2020	Expense
33350	7/20/2021		MEDICAL ONLY	QUAL-LYNX	MLT-2020206073/ 2020206086	5/26/2020	$91.00	2020/2020	Expense
33351	7/20/2021		MEDICAL ONLY	QUAL-LYNX	MLT-2020206073/ 2020206087	5/26/2020	$93.17	2020/2020	Expense
33352	7/20/2021		MEDICAL ONLY	QUAL-LYNX	MLT-2020206073/ 2020206091	5/26/2020	$94.25	2020/2020	Expense
33353	7/20/2021		MEDICAL ONLY	QUAL-LYNX	MLT-2020206073/ 2020206097	5/26/2020	$88.83	2020/2020	Expense
33354	7/20/2021		MEDICAL ONLY	QUAL-LYNX	MLT-2020206073/ 2020206102	5/26/2020	$73.67	2020/2020	Expense
33355	7/20/2021		INDEMNITY	QUAL-LYNX	MLT-2020205887/ 2020205968	5/22/2020	$119.17	2020/2020	Expense
33356	7/20/2021		INDEMNITY	QUAL-LYNX	MLT-2020205887/ 2020205985	5/22/2020	$107.25	2020/2020	Expense
33357	7/20/2021		MEDICAL ONLY	QUAL-LYNX	- - /2020206061	5/26/2020	$89.92	2020/2020	Expense
33358	7/20/2021		MEDICAL ONLY	QUAL-LYNX	MLT-2020206073/ 2020206073	5/26/2020	$139.75	2020/2020	Expense
33359	7/20/2021		MEDICAL ONLY	QUAL-LYNX	MLT-2020206073/ 2020206074	5/26/2020	$94.25	2020/2020	Expense
33360	7/20/2021		MEDICAL ONLY	QUAL-LYNX	MLT-2020206073/ 2020206076	5/26/2020	$93.17	2020/2020	Expense

AJF-ATL.JOINT INS.FUND

Check Register Report

Bank Account : ALL

Processed Date: Jul 1, 2021 - Jul 31, 2021
Instance Type: All
Coverage : All ,Claimant Type: All

Check Number	Check Date		Claimant (Case) Type	Payee Name	QL File / Claim Number	Loss Date	Payment Amount	Policy Year	Exp./Legal
33361	7/20/2021		MEDICAL ONLY	QUAL-LYNX	MLT-2020205887/ 2020205913	5/22/2020	$115.92	2020/2020	Expense
33362	7/20/2021		INDEMNITY	QUAL-LYNX	MLT-2020205887/ 2020205916	5/22/2020	$146.25	2020/2020	Expense
33363	7/20/2021		INDEMNITY	QUAL-LYNX	MLT-2020205887/ 2020205930	5/22/2020	$113.75	2020/2020	Expense
33364	7/20/2021		INDEMNITY	QUAL-LYNX	MLT-2020205887/ 2020205953	5/22/2020	$114.83	2020/2020	Expense
33365	7/20/2021		INDEMNITY	QUAL-LYNX	MLT-2020205887/ 2020205960	5/22/2020	$93.17	2020/2020	Expense
33366	7/20/2021		INDEMNITY	QUAL-LYNX	- - /2020201094	3/23/2020	$264.33	2020/2020	Expense
33367	7/20/2021		MEDICAL ONLY	QUAL-LYNX	MLT-2021209275/ 2021209275	7/7/2020	$120.25	2020/2020	Expense
33368	7/20/2021		INDEMNITY	QUAL-LYNX	- - /2021209295	7/7/2020	$87.75	2020/2020	Expense
33369	7/20/2021		MEDICAL ONLY	QUAL-LYNX	MLT-2021209275/ 2021209304	7/7/2020	$137.58	2020/2020	Expense
33370	7/20/2021		MEDICAL ONLY	QUAL-LYNX	- - /2021209642	7/6/2020	$54.17	2020/2020	Expense
33371	7/20/2021		INDEMNITY	QUAL-LYNX	- - /2021211056	7/28/2020	$79.08	2020/2020	Expense
33372	7/20/2021		INDEMNITY	QUAL-LYNX	- - /2020202039	3/24/2020	$57.42	2020/2020	Expense
33373	7/20/2021		INDEMNITY	QUAL-LYNX	MLT-2020202737/ 2020202737	4/12/2020	$75.83	2020/2020	Expense
33374	7/20/2021		INDEMNITY	QUAL-LYNX	MLT-2020202737/ 2020202740	4/12/2020	$78.00	2020/2020	Expense
33375	7/20/2021		MEDICAL ONLY	QUAL-LYNX	MLT-2020202737/ 2020202743	4/11/2020	$102.92	2020/2020	Expense
33376	7/20/2021		INDEMNITY	QUAL-LYNX	- - /2020204246	4/23/2020	$391.08	2020/2020	Expense
33377	7/20/2021		MEDICAL ONLY	QUAL-LYNX	MLT-2020204646/ 2020204646	5/6/2020	$119.17	2020/2020	Expense
33378	7/20/2021		MEDICAL ONLY	QUAL-LYNX	MLT-2020204646/ 2020204648	5/6/2020	$136.50	2020/2020	Expense
33379	7/20/2021		MEDICAL ONLY	QUAL-LYNX	MLT-2020204646/ 2020204649	5/6/2020	$134.33	2020/2020	Expense
33380	7/20/2021		INDEMNITY	QUAL-LYNX	MLT-2021211708/ 2021212209	8/7/2020	$226.42	2020/2020	Expense
33381	7/20/2021		INDEMNITY	QUAL-LYNX	MLT-2021211708/ 2021211708	8/6/2020	$250.25	2020/2020	Expense
33382	7/20/2021		MEDICAL ONLY	QUAL-LYNX	MLT-2021211708/ 2021212156	8/7/2020	$174.42	2020/2020	Expense
33383	7/20/2021		MEDICAL ONLY	QUAL-LYNX	MLT-2021211708/ 2021212165	8/7/2020	$124.58	2020/2020	Expense
33384	7/20/2021		MEDICAL ONLY	QUAL-LYNX	MLT-2021211708/	8/7/2020	$161.42	2020/2020	Expense

AJF-ATL.JOINT INS.FUND

Check Register Report

Bank Account : ALL

Processed Date: Jul 1, 2021 - Jul 31, 2021
Instance Type: All
Coverage : All ,Claimant Type: All

Check Number	Check Date		Claimant (Case) Type	Payee Name	QL File / Claim Number	Loss Date	Payment Amount	Policy Year	Exp./Legal
					2021212166				
33385	7/20/2021		MEDICAL ONLY	QUAL-LYNX	MLT-2021211708/ 2021212167	8/6/2020	$127.83	2020/2020	Expense
33386	7/20/2021		MEDICAL ONLY	QUAL-LYNX	MLT-2021211708/ 2021212171	8/7/2020	$115.92	2020/2020	Expense
33387	7/20/2021		INDEMNITY	QUAL-LYNX	MLT-2021211708/ 2021212206	8/6/2020	$208.00	2020/2020	Expense
33388	7/20/2021		MEDICAL ONLY	QUAL-LYNX	MLT-2021211708/ 2021212230	8/7/2020	$150.58	2020/2020	Expense
33389	7/20/2021		MEDICAL ONLY	QUAL-LYNX	MLT-2021211708/ 2021212231	8/7/2020	$128.92	2020/2020	Expense
33390	7/20/2021		INDEMNITY	QUAL-LYNX	MLT-2021211708/ 2021212215	8/6/2020	$211.25	2020/2020	Expense
33391	7/20/2021		INDEMNITY	QUAL-LYNX	MLT-2021209309/ 2021209345	7/7/2020	$301.17	2020/2020	Expense
33392	7/20/2021		MEDICAL ONLY	QUAL-LYNX	- - /2020203427	4/21/2020	$109.42	2020/2020	Expense
33393	7/20/2021		INDEMNITY	QUAL-LYNX	MLT-2021209309/ 2021209371	7/7/2020	$295.75	2020/2020	Expense
33394	7/20/2021		INDEMNITY	QUAL-LYNX	MLT-2020207627/ 2020207627	6/15/2020	$250.25	2020/2020	Expense
33395	7/20/2021		INDEMNITY	QUAL-LYNX	MLT-2020207627/ 2020207629	6/15/2020	$283.83	2020/2020	Expense
33396	7/20/2021		INDEMNITY	QUAL-LYNX	MLT-2020207627/ 2020207648	6/16/2020	$196.08	2020/2020	Expense
33397	7/20/2021		INDEMNITY	QUAL-LYNX	MLT-2021209309/ 2021209318	7/7/2020	$312.00	2020/2020	Expense
33398	7/20/2021		INDEMNITY	QUAL-LYNX	MLT-2021209309/ 2021209319	7/7/2020	$295.75	2020/2020	Expense
33399	7/20/2021		INDEMNITY	QUAL-LYNX	MLT-2021209309/ 2021209323	7/7/2020	$263.25	2020/2020	Expense
33400	7/20/2021		INDEMNITY	QUAL-LYNX	MLT-2021209309/ 2021209324	7/7/2020	$289.25	2020/2020	Expense
33401	7/20/2021		INDEMNITY	QUAL-LYNX	MLT-2021209309/ 2021209325	7/7/2020	$295.75	2020/2020	Expense
33402	7/20/2021		MEDICAL ONLY	QUAL-LYNX	- - /2021211738	8/9/2020	$251.33	2020/2020	Expense
33403	7/20/2021		MEDICAL ONLY	QUAL-LYNX	MLT-2020207627/ 2020207904	6/15/2020	$65.00	2020/2020	Expense
33404	7/20/2021		MEDICAL ONLY	QUAL-LYNX	MLT-2020207627/ 2020207906	6/15/2020	$82.33	2020/2020	Expense
33405	7/20/2021		INDEMNITY	QUAL-LYNX	MLT-2020207627/ 2020207909	6/18/2020	$170.08	2020/2020	Expense
33406	7/20/2021		INDEMNITY	QUAL-LYNX	MLT-2021209309/	7/6/2020	$308.75	2020/2020	Expense

AJF-ATL.JOINT INS.FUND

Check Register Report

Bank Account : ALL

Processed Date: Jul 1, 2021 - Jul 31, 2021
Instance Type: All
Coverage : All ,Claimant Type: All

Check Number	Check Date		Claimant (Case) Type	Payee Name	QL File / Claim Number	Loss Date	Payment Amount	Policy Year	Exp./Legal
					2021209309				
33407	7/20/2021		INDEMNITY	QUAL-LYNX	MLT-2021209309/ 2021209311	7/6/2020	$264.33	2020/2020	Expense
33408	7/20/2021		MEDICAL ONLY	QUAL-LYNX	MLT-2021209309/ 2021209317	7/6/2020	$242.67	2020/2020	Expense
33409	7/20/2021		MEDICAL ONLY	QUAL-LYNX	MLT-2020207627/ 2020207875	6/15/2020	$123.50	2020/2020	Expense
33410	7/20/2021		MEDICAL ONLY	QUAL-LYNX	MLT-2020207627/ 2020207876	6/15/2020	$102.92	2020/2020	Expense
33411	7/20/2021		INDEMNITY	QUAL-LYNX	MLT-2020207627/ 2020207877	6/15/2020	$113.75	2020/2020	Expense
33412	7/20/2021		INDEMNITY	QUAL-LYNX	MLT-2020207627/ 2020207898	6/15/2020	$140.83	2020/2020	Expense
33413	7/20/2021		MEDICAL ONLY	QUAL-LYNX	MLT-2020207627/ 2020207900	6/11/2020	$80.17	2020/2020	Expense
33414	7/20/2021		MEDICAL ONLY	QUAL-LYNX	MLT-2020207627/ 2020207902	6/15/2020	$99.67	2020/2020	Expense
33415	7/20/2021		MEDICAL ONLY	QUAL-LYNX	MLT-2020207627/ 2020207840	6/12/2020	$37.92	2020/2020	Expense
33416	7/20/2021		MEDICAL ONLY	QUAL-LYNX	MLT-2020207627/ 2020207848	6/12/2020	$56.33	2020/2020	Expense
33417	7/20/2021		INDEMNITY	QUAL-LYNX	MLT-2020207627/ 2020207851	6/15/2020	$135.42	2020/2020	Expense
33418	7/20/2021		MEDICAL ONLY	QUAL-LYNX	MLT-2020207627/ 2020207857	6/12/2020	$62.83	2020/2020	Expense
33419	7/20/2021		INDEMNITY	QUAL-LYNX	MLT-2020207627/ 2020207865	6/15/2020	$126.75	2020/2020	Expense
33420	7/20/2021		INDEMNITY	QUAL-LYNX	MLT-2020207627/ 2020207874	6/15/2020	$85.58	2020/2020	Expense
33421	7/20/2021		INDEMNITY	QUAL-LYNX	MLT-2020207627/ 2020207738	6/13/2020	$104.00	2020/2020	Expense
33422	7/20/2021		INDEMNITY	QUAL-LYNX	MLT-2020207627/ 2020207746	6/15/2020	$165.75	2020/2020	Expense
33423	7/20/2021		INDEMNITY	QUAL-LYNX	MLT-2020207627/ 2020207747	6/15/2020	$202.58	2020/2020	Expense
33424	7/20/2021		MEDICAL ONLY	QUAL-LYNX	MLT-2020207627/ 2020207780	6/12/2020	$172.25	2020/2020	Expense
33425	7/20/2021		INDEMNITY	QUAL-LYNX	MLT-2020207627/ 2020207836	6/15/2020	$186.33	2020/2020	Expense
33426	7/20/2021		MEDICAL ONLY	QUAL-LYNX	MLT-2020207627/ 2020207839	6/15/2020	$86.67	2020/2020	Expense
33427	7/20/2021		INDEMNITY	QUAL-LYNX	MLT-2020207627/ 2020207670	6/16/2020	$183.08	2020/2020	Expense

AJF-ATL.JOINT INS.FUND

Check Register Report

Bank Account : ALL

Processed Date: Jul 1, 2021 - Jul 31, 2021
Instance Type: All
Coverage : All ,Claimant Type: All

Check Number	Check Date		Claimant (Case) Type	Payee Name	QL File / Claim Number	Loss Date	Payment Amount	Policy Year	Exp./Legal
33428	7/20/2021		INDEMNITY	QUAL-LYNX	MLT-2020207627/ 2020207709	6/16/2020	$172.25	2020/2020	Expense
33429	7/20/2021		INDEMNITY	QUAL-LYNX	MLT-2020207627/ 2020207724	6/15/2020	$138.67	2020/2020	Expense
33430	7/20/2021		INDEMNITY	QUAL-LYNX	MLT-2020207627/ 2020207728	6/15/2020	$69.33	2020/2020	Expense
33431	7/20/2021		INDEMNITY	QUAL-LYNX	MLT-2020207627/ 2020207730	6/15/2020	$241.58	2020/2020	Expense
33432	7/20/2021		INDEMNITY	QUAL-LYNX	MLT-2021208870/ 2021208874	6/29/2020	$78.00	2020/2020	Expense
33433	7/20/2021		INDEMNITY	QUAL-LYNX	MLT-2021208870/ 2021208872	6/29/2020	$114.83	2020/2020	Expense
33434	7/20/2021		INDEMNITY	QUAL-LYNX	MLT-2021208870/ 2021208875	6/29/2020	$112.67	2020/2020	Expense
33435	7/20/2021		INDEMNITY	QUAL-LYNX	MLT-2021208870/ 2021208878	6/29/2020	$102.92	2020/2020	Expense
33436	7/20/2021		INDEMNITY	QUAL-LYNX	MLT-2021208870/ 2021208891	6/29/2020	$113.75	2020/2020	Expense
33437	7/20/2021		INDEMNITY	QUAL-LYNX	MLT-2021209152/ 2021209155	7/6/2020	$111.58	2020/2020	Expense
33438	7/20/2021		INDEMNITY	QUAL-LYNX	MLT-2021209152/ 2021209158	7/6/2020	$112.67	2020/2020	Expense
33439	7/20/2021		INDEMNITY	QUAL-LYNX	MLT-2021209152/ 2021209159	7/4/2020	$106.17	2020/2020	Expense
33440	7/20/2021		INDEMNITY	QUAL-LYNX	MLT-2021209152/ 2021209161	6/30/2020	$107.25	2020/2020	Expense
33441	7/20/2021		INDEMNITY	QUAL-LYNX	- - /2021212196	8/7/2020	$104.00	2020/2020	Expense
33442	7/20/2021		INDEMNITY	QUAL-LYNX	MLT-2021208903/ 2021208906	7/1/2020	$57.42	2020/2020	Expense
33443	7/20/2021		INDEMNITY	QUAL-LYNX	MLT-2021208870/ 2021208921	6/29/2020	$91.00	2020/2020	Expense
33444	7/20/2021		INDEMNITY	QUAL-LYNX	MLT-2021208870/ 2021208922	6/29/2020	$125.67	2020/2020	Expense
33445	7/20/2021		INDEMNITY	QUAL-LYNX	MLT-2021208903/ 2021208924	7/1/2020	$57.42	2020/2020	Expense
33446	7/20/2021		INDEMNITY	QUAL-LYNX	MLT-2021208870/ 2021208936	6/29/2020	$107.25	2020/2020	Expense
33447	7/20/2021		INDEMNITY	QUAL-LYNX	MLT-2021208870/ 2021208892	6/29/2020	$106.17	2020/2020	Expense
33448	7/20/2021		INDEMNITY	QUAL-LYNX	MLT-2021208870/ 2021208895	6/29/2020	$102.92	2020/2020	Expense
33449	7/20/2021		MEDICAL ONLY	QUAL-LYNX	MLT-2021208870/	6/29/2020	$101.83	2020/2020	Expense

AJF-ATL.JOINT INS.FUND

Check Register Report

Bank Account : ALL

Processed Date: Jul 1, 2021 - Jul 31, 2021
Instance Type: All
Coverage : All ,Claimant Type: All

Check Number	Check Date		Claimant (Case) Type	Payee Name	QL File / Claim Number	Loss Date	Payment Amount	Policy Year	Exp./Legal
					2021208897				
33450	7/20/2021		INDEMNITY	QUAL-LYNX	MLT-2021208903/ 2021208903	7/1/2020	$61.75	2020/2020	Expense
33451	7/20/2021		INDEMNITY	QUAL-LYNX	MLT-2021208903/ 2021208904	7/1/2020	$62.83	2020/2020	Expense
33452	7/20/2021		INDEMNITY	QUAL-LYNX	MLT-2021208903/ 2021208905	7/1/2020	$46.58	2020/2020	Expense
33453	7/20/2021		INDEMNITY	QUAL-LYNX	MLT-2020202132/ 2020202132	4/1/2020	$232.92	2020/2020	Expense
33454	7/20/2021		MEDICAL ONLY	QUAL-LYNX	MLT-2020202132/ 2020202192	4/3/2020	$197.17	2020/2020	Expense
33455	7/20/2021		MEDICAL ONLY	QUAL-LYNX	MLT-2020202132/ 2020202199	4/3/2020	$196.08	2020/2020	Expense
33456	7/20/2021		MEDICAL ONLY	QUAL-LYNX	MLT-2020202132/ 2020202760	4/17/2020	$117.00	2020/2020	Expense
33457	7/20/2021		INDEMNITY	QUAL-LYNX	MLT-2020205462/ 2020205463	5/18/2020	$140.83	2020/2020	Expense
33458	7/20/2021		INDEMNITY	QUAL-LYNX	MLT-2020205462/ 2020205464	5/18/2020	$105.08	2020/2020	Expense
33459	7/20/2021		INDEMNITY	QUAL-LYNX	MLT-2020205462/ 2020205465	5/18/2020	$146.25	2020/2020	Expense
33460	7/20/2021		INDEMNITY	QUAL-LYNX	MLT-2020205462/ 2020205467	5/18/2020	$120.25	2020/2020	Expense
33461	7/20/2021		INDEMNITY	QUAL-LYNX	MLT-2020205462/ 2020205469	5/18/2020	$113.75	2020/2020	Expense
33462	7/20/2021		MEDICAL ONLY	QUAL-LYNX	- - /2020202784	4/17/2020	$54.17	2020/2020	Expense
33463	7/20/2021		MEDICAL ONLY	QUAL-LYNX	MLT-2020204924/ 2020204924	4/30/2020	$79.08	2020/2020	Expense
33464	7/20/2021		MEDICAL ONLY	QUAL-LYNX	MLT-2020204924/ 2020204926	4/30/2020	$61.75	2020/2020	Expense
33465	7/20/2021		MEDICAL ONLY	QUAL-LYNX	MLT-2020204924/ 2020204927	4/30/2020	$58.50	2020/2020	Expense
33466	7/20/2021		INDEMNITY	QUAL-LYNX	MLT-2020204924/ 2020204929	4/30/2020	$102.92	2020/2020	Expense
33467	7/20/2021		INDEMNITY	QUAL-LYNX	MLT-2020205462/ 2020205462	5/18/2020	$137.58	2020/2020	Expense
33468	7/20/2021		MEDICAL ONLY	QUAL-LYNX	- - /2020205545	5/8/2020	$131.08	2020/2020	Expense
33469	7/20/2021		INDEMNITY	QUAL-LYNX	- - /2020206628	5/20/2020	$400.83	2020/2020	Expense
33470	7/20/2021		INDEMNITY	QUAL-LYNX	MLT-2021219669/ 2021219669	11/7/2020	$128.92	2020/2020	Expense
33471	7/20/2021		INDEMNITY	QUAL-LYNX	MLT-2021219669/ 2021219681	11/7/2020	$113.75	2020/2020	Expense

AJF-ATL.JOINT INS.FUND

Check Register Report

Bank Account : ALL

Processed Date: Jul 1, 2021 - Jul 31, 2021
Instance Type: All
Coverage : All ,Claimant Type: All

Check Number	Check Date		Claimant (Case) Type	Payee Name	QL File / Claim Number	Loss Date	Payment Amount	Policy Year	Exp./Legal
33472	7/20/2021		INDEMNITY	QUAL-LYNX	MLT-2021219669/ 2021219695	11/6/2020	$94.25	2020/2020	Expense
33473	7/20/2021		INDEMNITY	QUAL-LYNX	MLT-2021219669/ 2021219701	11/6/2020	$102.92	2020/2020	Expense
33474	7/20/2021		MEDICAL ONLY	QUAL-LYNX	MLT-2021219669/ 2021219730	11/2/2020	$63.92	2020/2020	Expense
33475	7/20/2021		MEDICAL ONLY	QUAL-LYNX	MLT-2021219669/ 2021219733	11/3/2020	$66.08	2020/2020	Expense
33476	7/20/2021		MEDICAL ONLY	QUAL-LYNX	MLT-2021217401/ 2021217401	10/1/2020	$37.92	2020/2020	Expense
33477	7/20/2021		MEDICAL ONLY	QUAL-LYNX	MLT-2021217401/ 2021217403	10/1/2020	$33.58	2020/2020	Expense
33478	7/20/2021		MEDICAL ONLY	QUAL-LYNX	MLT-2021217401/ 2021217404	10/1/2020	$33.58	2020/2020	Expense
33479	7/20/2021		MEDICAL ONLY	QUAL-LYNX	MLT-2021217401/ 2021217406	10/1/2020	$29.25	2020/2020	Expense
33480	7/20/2021		MEDICAL ONLY	QUAL-LYNX	MLT-2021217401/ 2021217407	10/1/2020	$28.17	2020/2020	Expense
33481	7/20/2021		MEDICAL ONLY	QUAL-LYNX	MLT-2021217401/ 2021217409	10/1/2020	$28.17	2020/2020	Expense
33482	7/20/2021		MEDICAL ONLY	QUAL-LYNX	MLT-2021218203/ 2021218203	10/16/2020	$211.25	2020/2020	Expense
33483	7/20/2021		MEDICAL ONLY	QUAL-LYNX	MLT-2021218203/ 2021218206	10/16/2020	$134.33	2020/2020	Expense
33484	7/20/2021		MEDICAL ONLY	QUAL-LYNX	MLT-2021218203/ 2021218207	10/16/2020	$145.17	2020/2020	Expense
33485	7/20/2021		MEDICAL ONLY	QUAL-LYNX	MLT-2021218203/ 2021218210	10/16/2020	$148.42	2020/2020	Expense
33486	7/20/2021		MEDICAL ONLY	QUAL-LYNX	MLT-2021218203/ 2021218211	10/16/2020	$140.83	2020/2020	Expense
33487	7/20/2021		MEDICAL ONLY	QUAL-LYNX	MLT-2021218203/ 2021218212	10/16/2020	$127.83	2020/2020	Expense
33488	7/20/2021		MEDICAL ONLY	QUAL-LYNX	MLT-2021218203/ 2021218352	10/16/2020	$139.75	2020/2020	Expense
33489	7/20/2021		MEDICAL ONLY	QUAL-LYNX	MLT-2021218203/ 2021218408	10/16/2020	$101.83	2020/2020	Expense
33490	7/20/2021		INDEMNITY	QUAL-LYNX	- - /2021216500	9/25/2020	$70.42	2020/2020	Expense
33491	7/20/2021		MEDICAL ONLY	QUAL-LYNX	MLT-2021215095/ 2021215110	9/14/2020	$59.58	2020/2020	Expense
33492	7/20/2021		MEDICAL ONLY	QUAL-LYNX	MLT-2021215095/ 2021215140	9/14/2020	$59.58	2020/2020	Expense
33493	7/20/2021		MEDICAL ONLY	QUAL-LYNX	MLT-2021215095/	9/14/2020	$60.67	2020/2020	Expense

AJF-ATL.JOINT INS.FUND

Check Register Report

Bank Account : ALL

Processed Date: Jul 1, 2021 - Jul 31, 2021
Instance Type: All
Coverage : All ,Claimant Type: All

Check Number	Check Date		Claimant (Case) Type	Payee Name	QL File / Claim Number	Loss Date	Payment Amount	Policy Year	Exp./Legal
					2021215148				
33494	7/20/2021		MEDICAL ONLY	QUAL-LYNX	MLT-2021215095/ 2021215150	9/14/2020	$59.58	2020/2020	Expense
33495	7/20/2021		MEDICAL ONLY	QUAL-LYNX	MLT-2021215095/ 2021215154	9/14/2020	$59.58	2020/2020	Expense
33496	7/20/2021		MEDICAL ONLY	QUAL-LYNX	MLT-2021215095/ 2021215172	9/14/2020	$54.17	2020/2020	Expense
33497	7/20/2021		MEDICAL ONLY	QUAL-LYNX	MLT-2021215095/ 2021215095	9/14/2020	$110.50	2020/2020	Expense
33498	7/20/2021		MEDICAL ONLY	QUAL-LYNX	MLT-2021215095/ 2021215096	9/14/2020	$62.83	2020/2020	Expense
33499	7/20/2021		MEDICAL ONLY	QUAL-LYNX	MLT-2021215095/ 2021215100	9/14/2020	$59.58	2020/2020	Expense
33500	7/20/2021		MEDICAL ONLY	QUAL-LYNX	MLT-2021215095/ 2021215101	9/14/2020	$59.58	2020/2020	Expense
33501	7/20/2021		INDEMNITY	QUAL-LYNX	MLT-2021219347/ 2021219347	11/4/2020	$82.33	2020/2020	Expense
33502	7/20/2021		INDEMNITY	QUAL-LYNX	MLT-2021219347/ 2021219349	11/4/2020	$81.25	2020/2020	Expense
33503	7/20/2021		INDEMNITY	QUAL-LYNX	- - /2021217511	10/10/2020	$46.58	2020/2020	Expense
33504	7/20/2021		MEDICAL ONLY	QUAL-LYNX	- - /2021217745	10/16/2020	$197.17	2020/2020	Expense
33505	7/20/2021		MEDICAL ONLY	QUAL-LYNX	MLT-2021218583/ 2021218583	10/24/2020	$87.75	2020/2020	Expense
33506	7/20/2021		MEDICAL ONLY	QUAL-LYNX	MLT-2021218583/ 2021218585	10/26/2020	$80.17	2020/2020	Expense
33507	7/20/2021		INDEMNITY	QUAL-LYNX	MLT-2021215601/ 2021215601	9/23/2020	$235.08	2020/2020	Expense
33508	7/20/2021		INDEMNITY	QUAL-LYNX	MLT-2021215601/ 2021215604	9/23/2020	$222.08	2020/2020	Expense
33509	7/20/2021		INDEMNITY	QUAL-LYNX	MLT-2021218723/ 2021218723	10/24/2020	$172.25	2020/2020	Expense
33510	7/20/2021		INDEMNITY	QUAL-LYNX	MLT-2021218723/ 2021218888	10/27/2020	$158.17	2020/2020	Expense
33511	7/20/2021		MEDICAL ONLY	QUAL-LYNX	- - /2021218928	10/29/2020	$165.75	2020/2020	Expense
33512	7/20/2021		INDEMNITY	QUAL-LYNX	- - /2021215082	9/15/2020	$76.92	2020/2020	Expense
33513	7/20/2021		MEDICAL ONLY	QUAL-LYNX	- - /2021215824	8/25/2020	$161.42	2020/2020	Expense
33514	7/20/2021		MEDICAL ONLY	QUAL-LYNX	MLT-2021215907/ 2021215907	9/28/2020	$234.00	2020/2020	Expense
33515	7/20/2021		MEDICAL ONLY	QUAL-LYNX	MLT-2021215907/ 2021215913	9/28/2020	$234.00	2020/2020	Expense
33516	7/20/2021		INDEMNITY	QUAL-LYNX	MLT-2021216347/ 2021216347	9/27/2020	$387.83	2020/2020	Expense

AJF-ATL.JOINT INS.FUND

Check Register Report

Bank Account : ALL

Processed Date: Jul 1, 2021 - Jul 31, 2021
Instance Type: All
Coverage : All ,Claimant Type: All

Check Number	Check Date		Claimant (Case) Type	Payee Name	QL File / Claim Number	Loss Date	Payment Amount	Policy Year	Exp./Legal
33517	7/20/2021		INDEMNITY	QUAL-LYNX	MLT-2021214239/ 2021214267	8/17/2020	$672.75	2020/2020	Expense
33518	7/20/2021		INDEMNITY	QUAL-LYNX	MLT-2021214239/ 2021214294	8/17/2020	$208.00	2020/2020	Expense
33519	7/20/2021		INDEMNITY	QUAL-LYNX	- - /2021214844	8/7/2020	$736.67	2020/2020	Expense
33520	7/20/2021		INDEMNITY	QUAL-LYNX	MLT-2021212800/ 2021212802	8/14/2020	$358.58	2020/2020	Expense
33521	7/20/2021		INDEMNITY	QUAL-LYNX	MLT-2021212800/ 2021212804	8/12/2020	$358.58	2020/2020	Expense
33522	7/20/2021		INDEMNITY	QUAL-LYNX	MLT-2021214239/ 2021214239	8/17/2020	$360.75	2020/2020	Expense
33523	7/20/2021		INDEMNITY	QUAL-LYNX	MLT-2021214239/ 2021214245	8/17/2020	$321.75	2020/2020	Expense
33524	7/20/2021		INDEMNITY	QUAL-LYNX	MLT-2021214239/ 2021214261	8/17/2020	$334.75	2020/2020	Expense
33525	7/20/2021		INDEMNITY	QUAL-LYNX	MLT-2021214239/ 2021214265	8/17/2020	$250.25	2020/2020	Expense
33526	7/20/2021		INDEMNITY	QUAL-LYNX	MLT-2021216347/ 2021216796	10/7/2020	$348.83	2020/2020	Expense
33527	7/20/2021		MEDICAL ONLY	QUAL-LYNX	MLT-2021216715/ 2021216824	10/5/2020	$290.33	2020/2020	Expense
33528	7/20/2021		INDEMNITY	QUAL-LYNX	- - /2021217213	10/11/2020	$273.00	2020/2020	Expense
33529	7/20/2021		INDEMNITY	QUAL-LYNX	MLT-2021212800/ 2021212800	8/17/2020	$440.92	2020/2020	Expense
33530	7/20/2021		INDEMNITY	QUAL-LYNX	MLT-2021212800/ 2021212801	8/17/2020	$358.58	2020/2020	Expense
33531	7/20/2021		MEDICAL ONLY	QUAL-LYNX	MLT-2021216715/ 2021216725	10/5/2020	$241.58	2020/2020	Expense
33532	7/20/2021		INDEMNITY	QUAL-LYNX	MLT-2021216715/ 2021216726	10/5/2020	$262.17	2020/2020	Expense
33533	7/20/2021		MEDICAL ONLY	QUAL-LYNX	- - /2021219527	11/4/2020	$46.58	2020/2020	Expense
33534	7/20/2021		MEDICAL ONLY	QUAL-LYNX	MLT-2021216715/ 2021216743	10/5/2020	$241.58	2020/2020	Expense
33535	7/20/2021		MEDICAL ONLY	QUAL-LYNX	MLT-2021216715/ 2021216746	10/5/2020	$241.58	2020/2020	Expense
33536	7/20/2021		MEDICAL ONLY	QUAL-LYNX	MLT-2021216715/ 2021216779	10/5/2020	$252.42	2020/2020	Expense
33537	7/20/2021		MEDICAL ONLY	QUAL-LYNX	MLT-2021216228/ 2021216234	9/29/2020	$120.25	2020/2020	Expense
33538	7/20/2021		MEDICAL ONLY	QUAL-LYNX	MLT-2021216228/ 2021216239	9/29/2020	$102.92	2020/2020	Expense
33539	7/20/2021		MEDICAL ONLY	QUAL-LYNX	MLT-2021216228/	9/29/2020	$118.08	2020/2020	Expense

AJF-ATL.JOINT INS.FUND

Check Register Report

Bank Account : ALL

Processed Date: Jul 1, 2021 - Jul 31, 2021
Instance Type: All
Coverage : All ,Claimant Type: All

Check Number	Check Date		Claimant (Case) Type	Payee Name	QL File / Claim Number	Loss Date	Payment Amount	Policy Year	Exp./Legal
					2021216241				
33540	7/20/2021		MEDICAL ONLY	QUAL-LYNX	MLT-2021218929/ 2021218929	10/19/2020	$37.92	2020/2020	Expense
33541	7/20/2021		MEDICAL ONLY	QUAL-LYNX	MLT-2021218929/ 2021218930	10/19/2020	$27.08	2020/2020	Expense
33542	7/20/2021		MEDICAL ONLY	QUAL-LYNX	MLT-2021218929/ 2021218932	10/19/2020	$32.50	2020/2020	Expense
33543	7/20/2021		INDEMNITY	QUAL-LYNX	MLT-2021218505/ 2021218505	10/20/2020	$48.75	2020/2020	Expense
33544	7/20/2021		INDEMNITY	QUAL-LYNX	MLT-2021218505/ 2021218510	10/19/2020	$58.50	2020/2020	Expense
33545	7/20/2021		INDEMNITY	QUAL-LYNX	MLT-2021218505/ 2021218549	10/19/2020	$78.00	2020/2020	Expense
33546	7/20/2021		INDEMNITY	QUAL-LYNX	MLT-2021218505/ 2021218608	10/22/2020	$49.83	2020/2020	Expense
33547	7/20/2021		INDEMNITY	QUAL-LYNX	MLT-2021218708/ 2021218708	10/16/2020	$72.58	2020/2020	Expense
33548	7/20/2021		MEDICAL ONLY	QUAL-LYNX	MLT-2021218708/ 2021218713	10/16/2020	$66.08	2020/2020	Expense
33549	7/20/2021		MEDICAL ONLY	QUAL-LYNX	MLT-2021216426/ 2021216426	10/2/2020	$111.58	2020/2020	Expense
33550	7/20/2021		MEDICAL ONLY	QUAL-LYNX	MLT-2021216426/ 2021216428	10/2/2020	$115.92	2020/2020	Expense
33551	7/20/2021		MEDICAL ONLY	QUAL-LYNX	MLT-2021216426/ 2021216430	10/2/2020	$110.50	2020/2020	Expense
33552	7/20/2021		MEDICAL ONLY	QUAL-LYNX	MLT-2021216426/ 2021216436	10/2/2020	$96.42	2020/2020	Expense
33553	7/20/2021		MEDICAL ONLY	QUAL-LYNX	MLT-2021216426/ 2021216437	10/2/2020	$94.25	2020/2020	Expense
33554	7/20/2021		MEDICAL ONLY	QUAL-LYNX	MLT-2021216426/ 2021216439	10/2/2020	$94.25	2020/2020	Expense
33555	7/20/2021		MEDICAL ONLY	QUAL-LYNX	MLT-2021219538/ 2021219756	11/5/2020	$188.50	2020/2020	Expense
33556	7/20/2021		MEDICAL ONLY	QUAL-LYNX	MLT-2021217719/ 2021217719	10/16/2020	$170.08	2020/2020	Expense
33557	7/20/2021		MEDICAL ONLY	QUAL-LYNX	MLT-2021217719/ 2021217720	10/19/2020	$240.50	2020/2020	Expense
33558	7/20/2021		MEDICAL ONLY	QUAL-LYNX	MLT-2021217719/ 2021217721	10/14/2020	$224.25	2020/2020	Expense
33559	7/20/2021		MEDICAL ONLY	QUAL-LYNX	MLT-2021218554/ 2021218554	10/23/2020	$132.17	2020/2020	Expense
33560	7/20/2021		MEDICAL ONLY	QUAL-LYNX	MLT-2021218554/ 2021218564	10/23/2020	$175.50	2020/2020	Expense

AJF-ATL.JOINT INS.FUND

Check Register Report

Bank Account : ALL

Processed Date: Jul 1, 2021 - Jul 31, 2021
Instance Type: All
Coverage : All ,Claimant Type: All

Check Number	Check Date		Claimant (Case) Type	Payee Name	QL File / Claim Number	Loss Date	Payment Amount	Policy Year	Exp./Legal
33561	7/20/2021		INDEMNITY	QUAL-LYNX	MLT-2021219538/ 2021219538	11/5/2020	$292.50	2020/2020	Expense
33562	7/20/2021		MEDICAL ONLY	QUAL-LYNX	MLT-2021219538/ 2021219596	11/5/2020	$318.50	2020/2020	Expense
33563	7/20/2021		MEDICAL ONLY	QUAL-LYNX	MLT-2021219538/ 2021219607	11/5/2020	$308.75	2020/2020	Expense
33564	7/20/2021		INDEMNITY	QUAL-LYNX	MLT-2021219538/ 2021219651	11/5/2020	$216.67	2020/2020	Expense
33565	7/20/2021		MEDICAL ONLY	QUAL-LYNX	MLT-2021219538/ 2021219652	11/5/2020	$253.50	2020/2020	Expense
33566	7/20/2021		MEDICAL ONLY	QUAL-LYNX	MLT-2021219538/ 2021219709	11/5/2020	$188.50	2020/2020	Expense
33567	7/20/2021		MEDICAL ONLY	QUAL-LYNX	MLT-2021216426/ 2021216471	10/2/2020	$83.42	2020/2020	Expense
33568	7/20/2021		INDEMNITY	QUAL-LYNX	MLT-2021216426/ 2021216472	10/2/2020	$105.08	2020/2020	Expense
33569	7/20/2021		MEDICAL ONLY	QUAL-LYNX	MLT-2021216426/ 2021216473	10/2/2020	$102.92	2020/2020	Expense
33570	7/20/2021		INDEMNITY	QUAL-LYNX	MLT-2021216426/ 2021216474	10/2/2020	$104.00	2020/2020	Expense
33571	7/20/2021		INDEMNITY	QUAL-LYNX	MLT-2021216426/ 2021216551	10/2/2020	$81.25	2020/2020	Expense
33572	7/20/2021		MEDICAL ONLY	QUAL-LYNX	- - /2021219194	10/27/2020	$196.08	2020/2020	Expense
33573	7/20/2021		MEDICAL ONLY	QUAL-LYNX	MLT-2021216426/ 2021216452	10/2/2020	$78.00	2020/2020	Expense
33574	7/20/2021		INDEMNITY	QUAL-LYNX	MLT-2021216426/ 2021216454	10/2/2020	$88.83	2020/2020	Expense
33575	7/20/2021		MEDICAL ONLY	QUAL-LYNX	MLT-2021216426/ 2021216457	10/2/2020	$78.00	2020/2020	Expense
33576	7/20/2021		MEDICAL ONLY	QUAL-LYNX	MLT-2021216426/ 2021216460	10/2/2020	$66.08	2020/2020	Expense
33577	7/20/2021		MEDICAL ONLY	QUAL-LYNX	MLT-2021216426/ 2021216463	10/2/2020	$69.33	2020/2020	Expense
33578	7/20/2021		MEDICAL ONLY	QUAL-LYNX	MLT-2021216426/ 2021216468	10/2/2020	$93.17	2020/2020	Expense
33579	7/20/2021		MEDICAL ONLY	QUAL-LYNX	MLT-2021216426/ 2021216441	10/2/2020	$180.92	2020/2020	Expense
33580	7/20/2021		MEDICAL ONLY	QUAL-LYNX	MLT-2021216426/ 2021216442	10/2/2020	$101.83	2020/2020	Expense
33581	7/20/2021		MEDICAL ONLY	QUAL-LYNX	MLT-2021216426/ 2021216447	10/2/2020	$86.67	2020/2020	Expense
33582	7/20/2021		MEDICAL ONLY	QUAL-LYNX	MLT-2021216426/	10/2/2020	$89.92	2020/2020	Expense

AJF-ATL.JOINT INS.FUND

Check Register Report

Bank Account : ALL

Processed Date: Jul 1, 2021 - Jul 31, 2021
Instance Type: All
Coverage : All ,Claimant Type: All

Check Number	Check Date		Claimant (Case) Type	Payee Name	QL File / Claim Number	Loss Date	Payment Amount	Policy Year	Exp./Legal
					2021216448				
33583	7/20/2021		INDEMNITY	QUAL-LYNX	MLT-2021216426/ 2021216450	10/2/2020	$191.75	2020/2020	Expense
33584	7/20/2021		MEDICAL ONLY	QUAL-LYNX	MLT-2021216426/ 2021216451	10/2/2020	$85.58	2020/2020	Expense
33585	7/20/2021		MEDICAL ONLY	QUAL-LYNX	- - /2021219196	10/27/2020	$57.42	2020/2020	Expense
33586	7/20/2021		INDEMNITY	QUAL-LYNX	MLT-2021216884/ 2021216884	10/5/2020	$55.25	2020/2020	Expense
33587	7/20/2021		INDEMNITY	QUAL-LYNX	MLT-2021216884/ 2021216893	10/5/2020	$66.08	2020/2020	Expense
33588	7/20/2021		INDEMNITY	QUAL-LYNX	MLT-2021216884/ 2021216894	10/4/2020	$52.00	2020/2020	Expense
33589	7/20/2021		MEDICAL ONLY	QUAL-LYNX	MLT-2021214213/ 2021214213	9/5/2020	$80.17	2020/2020	Expense
33590	7/20/2021		INDEMNITY	QUAL-LYNX	MLT-2021214213/ 2021214272	9/5/2020	$87.75	2020/2020	Expense
33591	7/20/2021		MEDICAL ONLY	QUAL-LYNX	MLT-2021216720/ 2021216720	10/5/2020	$154.92	2020/2020	Expense
33592	7/20/2021		MEDICAL ONLY	QUAL-LYNX	MLT-2021216720/ 2021216722	10/5/2020	$133.25	2020/2020	Expense
33593	7/20/2021		MEDICAL ONLY	QUAL-LYNX	MLT-2021216720/ 2021216723	10/5/2020	$139.75	2020/2020	Expense
33594	7/20/2021		MEDICAL ONLY	QUAL-LYNX	MLT-2021216720/ 2021216724	10/5/2020	$130.00	2020/2020	Expense
33595	7/20/2021		MEDICAL ONLY	QUAL-LYNX	MLT-2021216720/ 2021216729	10/5/2020	$138.67	2020/2020	Expense
33596	7/20/2021		MEDICAL ONLY	QUAL-LYNX	MLT-2021216720/ 2021216730	10/5/2020	$119.17	2020/2020	Expense
33597	7/20/2021		MEDICAL ONLY	QUAL-LYNX	MLT-2021216720/ 2021216738	10/5/2020	$131.08	2020/2020	Expense
33598	7/20/2021		MEDICAL ONLY	QUAL-LYNX	MLT-2021216720/ 2021216740	10/5/2020	$128.92	2020/2020	Expense
33599	7/20/2021		MEDICAL ONLY	QUAL-LYNX	MLT-2021216720/ 2021216742	10/5/2020	$179.83	2020/2020	Expense
33600	7/20/2021		MEDICAL ONLY	QUAL-LYNX	MLT-2021216720/ 2021216745	10/5/2020	$158.17	2020/2020	Expense
33601	7/20/2021		MEDICAL ONLY	QUAL-LYNX	MLT-2021213602/ 2021213602	8/28/2020	$145.17	2020/2020	Expense
33602	7/20/2021		MEDICAL ONLY	QUAL-LYNX	MLT-2021213602/ 2021213859	8/28/2020	$214.50	2020/2020	Expense
33603	7/20/2021		MEDICAL ONLY	QUAL-LYNX	MLT-2021217263/ 2021217263	10/7/2020	$68.25	2020/2020	Expense

AJF-ATL.JOINT INS.FUND

Check Register Report

Bank Account : ALL

Processed Date: Jul 1, 2021 - Jul 31, 2021
Instance Type: All
Coverage : All ,Claimant Type: All

Check Number	Check Date		Claimant (Case) Type	Payee Name	QL File / Claim Number	Loss Date	Payment Amount	Policy Year	Exp./Legal
33604	7/20/2021		MEDICAL ONLY	QUAL-LYNX	MLT-2021217263/ 2021217264	10/7/2020	$52.00	2020/2020	Expense
33605	7/20/2021		INDEMNITY	QUAL-LYNX	MLT-2021213081/ 2021213082	8/23/2020	$93.17	2020/2020	Expense
33606	7/20/2021		MEDICAL ONLY	QUAL-LYNX	MLT-2021213081/ 2021213120	8/22/2020	$73.67	2020/2020	Expense
33607	7/20/2021		MEDICAL ONLY	QUAL-LYNX	MLT-2021213081/ 2021213167	8/23/2020	$72.58	2020/2020	Expense
33608	7/20/2021		MEDICAL ONLY	QUAL-LYNX	MLT-2021213081/ 2021213185	8/23/2020	$48.75	2020/2020	Expense
33609	7/20/2021		INDEMNITY	QUAL-LYNX	MLT-2021213081/ 2021213187	8/22/2020	$61.75	2020/2020	Expense
33610	7/20/2021		INDEMNITY	QUAL-LYNX	MLT-2021219669/ 2021219771	11/6/2020	$101.83	2020/2020	Expense
33611	7/20/2021		MEDICAL ONLY	QUAL-LYNX	MLT-2021219669/ 2021219772	11/6/2020	$81.25	2020/2020	Expense
33612	7/20/2021		MEDICAL ONLY	QUAL-LYNX	MLT-2021219669/ 2021219773	11/6/2020	$80.17	2020/2020	Expense
33613	7/20/2021		MEDICAL ONLY	QUAL-LYNX	MLT-2021219669/ 2021219800	11/3/2020	$81.25	2020/2020	Expense
33614	7/20/2021		INDEMNITY	QUAL-LYNX	MLT-2021219669/ 2021219839	11/6/2020	$86.67	2020/2020	Expense
33615	7/20/2021		INDEMNITY	QUAL-LYNX	MLT-2021219669/ 2021219861	11/7/2020	$96.42	2020/2020	Expense
33616	7/20/2021		MEDICAL ONLY	QUAL-LYNX	MLT-2021219669/ 2021220199	11/10/2020	$89.92	2020/2020	Expense
33617	7/20/2021		MEDICAL ONLY	QUAL-LYNX	MLT-2021219669/ 2021220305	11/10/2020	$78.00	2020/2020	Expense
33618	7/20/2021		MEDICAL ONLY	QUAL-LYNX	MLT-2021219669/ 2021220428	11/10/2020	$86.67	2020/2020	Expense
33619	7/20/2021		MEDICAL ONLY	QUAL-LYNX	MLT-2021219669/ 2021220819	11/10/2020	$54.17	2020/2020	Expense
33620	7/20/2021		INDEMNITY	QUAL-LYNX	MLT-2021219669/ 2021220822	11/6/2020	$79.08	2020/2020	Expense
33621	7/20/2021		INDEMNITY	QUAL-LYNX	MLT-2021219669/ 2021220825	11/6/2020	$81.25	2020/2020	Expense
33622	7/20/2021		MEDICAL ONLY	QUAL-LYNX	MLT-2021219669/ 2021219983	11/6/2020	$84.50	2020/2020	Expense
33623	7/20/2021		MEDICAL ONLY	QUAL-LYNX	MLT-2021219669/ 2021219995	11/6/2020	$84.50	2020/2020	Expense
33624	7/20/2021		MEDICAL ONLY	QUAL-LYNX	MLT-2021219669/ 2021219999	11/6/2020	$84.50	2020/2020	Expense

AJF-ATL.JOINT INS.FUND

Check Register Report

Bank Account : ALL

Processed Date: Jul 1, 2021 - Jul 31, 2021
Instance Type: All
Coverage : All ,Claimant Type: All

Check Number	Check Date		Claimant (Case) Type	Payee Name	QL File / Claim Number	Loss Date	Payment Amount	Policy Year	Exp./Legal
33625	7/20/2021		MEDICAL ONLY	QUAL-LYNX	MLT-2021219669/ 2021220012	11/6/2020	$58.50	2020/2020	Expense
33626	7/20/2021		MEDICAL ONLY	QUAL-LYNX	MLT-2021219669/ 2021220129	11/6/2020	$91.00	2020/2020	Expense
33627	7/20/2021		MEDICAL ONLY	QUAL-LYNX	MLT-2021219669/ 2021220134	11/6/2020	$48.75	2020/2020	Expense
33628	7/20/2021		MEDICAL ONLY	QUAL-LYNX	MLT-2021219669/ 2021219970	11/6/2020	$84.50	2020/2020	Expense
33629	7/20/2021		MEDICAL ONLY	QUAL-LYNX	MLT-2021219669/ 2021219972	11/6/2020	$81.25	2020/2020	Expense
33630	7/20/2021		MEDICAL ONLY	QUAL-LYNX	MLT-2021219669/ 2021219974	11/6/2020	$85.58	2020/2020	Expense
33631	7/20/2021		MEDICAL ONLY	QUAL-LYNX	MLT-2021219669/ 2021219975	11/6/2020	$84.50	2020/2020	Expense
33632	7/20/2021		MEDICAL ONLY	QUAL-LYNX	MLT-2021219669/ 2021219976	11/6/2020	$84.50	2020/2020	Expense
33633	7/20/2021		MEDICAL ONLY	QUAL-LYNX	MLT-2021219669/ 2021219977	11/6/2020	$42.25	2020/2020	Expense
33634	7/20/2021		MEDICAL ONLY	QUAL-LYNX	MLT-2021219669/ 2021219953	11/6/2020	$84.50	2020/2020	Expense
33635	7/20/2021		MEDICAL ONLY	QUAL-LYNX	MLT-2021219669/ 2021219954	11/6/2020	$83.42	2020/2020	Expense
33636	7/20/2021		MEDICAL ONLY	QUAL-LYNX	MLT-2021219669/ 2021219956	11/6/2020	$83.42	2020/2020	Expense
33637	7/20/2021		MEDICAL ONLY	QUAL-LYNX	MLT-2021219669/ 2021219968	11/6/2020	$81.25	2020/2020	Expense
33638	7/20/2021		MEDICAL ONLY	QUAL-LYNX	MLT-2021219669/ 2021219969	11/6/2020	$68.25	2020/2020	Expense
33639	7/20/2021		MEDICAL ONLY	QUAL-LYNX	MLT-2021219669/ 2021219923	11/6/2020	$84.50	2020/2020	Expense
33640	7/20/2021		MEDICAL ONLY	QUAL-LYNX	MLT-2021219669/ 2021219930	11/6/2020	$84.50	2020/2020	Expense
33641	7/20/2021		MEDICAL ONLY	QUAL-LYNX	MLT-2021219669/ 2021219934	11/6/2020	$85.58	2020/2020	Expense
33642	7/20/2021		MEDICAL ONLY	QUAL-LYNX	MLT-2021219669/ 2021219936	11/6/2020	$80.17	2020/2020	Expense
33643	7/20/2021		MEDICAL ONLY	QUAL-LYNX	MLT-2021219669/ 2021219938	11/6/2020	$84.50	2020/2020	Expense
33644	7/20/2021		MEDICAL ONLY	QUAL-LYNX	MLT-2021219669/ 2021219942	11/6/2020	$83.42	2020/2020	Expense
33645	7/20/2021		INDEMNITY	QUAL-LYNX	MLT-2021219669/ 2021219892	11/6/2020	$121.33	2020/2020	Expense

AJF-ATL.JOINT INS.FUND

Check Register Report

Bank Account : ALL

Processed Date: Jul 1, 2021 - Jul 31, 2021
Instance Type: All
Coverage : All ,Claimant Type: All

Check Number	Check Date		Claimant (Case) Type	Payee Name	QL File / Claim Number	Loss Date	Payment Amount	Policy Year	Exp./Legal
33646	7/20/2021		MEDICAL ONLY	QUAL-LYNX	MLT-2021219669/ 2021219893	11/6/2020	$59.58	2020/2020	Expense
33647	7/20/2021		MEDICAL ONLY	QUAL-LYNX	MLT-2021219669/ 2021219895	11/6/2020	$67.17	2020/2020	Expense
33648	7/20/2021		MEDICAL ONLY	QUAL-LYNX	MLT-2021219669/ 2021219897	11/6/2020	$73.67	2020/2020	Expense
33649	7/20/2021		MEDICAL ONLY	QUAL-LYNX	MLT-2021219669/ 2021219909	11/6/2020	$67.17	2020/2020	Expense
33650	7/20/2021		MEDICAL ONLY	QUAL-LYNX	MLT-2021219669/ 2021219919	11/6/2020	$85.58	2020/2020	Expense
33651	7/20/2021		MEDICAL ONLY	QUAL-LYNX	- - /2021221069	11/19/2020	$28.17	2020/2020	Expense
33652	7/20/2021		MEDICAL ONLY	QUAL-LYNX	MLT-2021220869/ 2021220869	11/14/2020	$131.08	2020/2020	Expense
33653	7/20/2021		MEDICAL ONLY	QUAL-LYNX	MLT-2021220869/ 2021220874	11/14/2020	$75.83	2020/2020	Expense
33654	7/20/2021		MEDICAL ONLY	QUAL-LYNX	MLT-2021220869/ 2021220877	11/14/2020	$48.75	2020/2020	Expense
33655	7/20/2021		MEDICAL ONLY	QUAL-LYNX	MLT-2021220869/ 2021220881	11/14/2020	$95.33	2020/2020	Expense
33656	7/20/2021		MEDICAL ONLY	QUAL-LYNX	MLT-2021220869/ 2021220882	11/14/2020	$78.00	2020/2020	Expense
33657	7/20/2021		INDEMNITY	QUAL-LYNX	MLT-2021223270/ 2021223270	12/3/2020	$41.17	2020/2020	Expense
33658	7/20/2021		INDEMNITY	QUAL-LYNX	MLT-2021223270/ 2021223286	12/3/2020	$37.92	2020/2020	Expense
33659	7/20/2021		INDEMNITY	QUAL-LYNX	MLT-2021223270/ 2021223296	12/3/2020	$39.00	2020/2020	Expense
33660	7/20/2021		MEDICAL ONLY	QUAL-LYNX	- - /2021222528	12/1/2020	$32.50	2020/2020	Expense
33661	7/20/2021		MEDICAL ONLY	QUAL-LYNX	MLT-2021221153/ 2021221153	11/13/2020	$82.33	2020/2020	Expense
33662	7/20/2021		MEDICAL ONLY	QUAL-LYNX	MLT-2021221153/ 2021221158	11/13/2020	$101.83	2020/2020	Expense
33663	7/20/2021		MEDICAL ONLY	QUAL-LYNX	MLT-2021221153/ 2021221160	11/13/2020	$100.75	2020/2020	Expense
33664	7/20/2021		MEDICAL ONLY	QUAL-LYNX	MLT-2021221153/ 2021221168	11/13/2020	$84.50	2020/2020	Expense
33665	7/20/2021		MEDICAL ONLY	QUAL-LYNX	MLT-2021221153/ 2021221171	11/13/2020	$105.08	2020/2020	Expense
33666	7/20/2021		MEDICAL ONLY	QUAL-LYNX	MLT-2021220702/ 2021220702	11/17/2020	$223.17	2020/2020	Expense
33667	7/20/2021		MEDICAL ONLY	QUAL-LYNX	MLT-2021220742/ 2021220742	11/6/2020	$199.33	2020/2020	Expense

AJF-ATL.JOINT INS.FUND

Check Register Report

Bank Account : ALL

Processed Date: Jul 1, 2021 - Jul 31, 2021
Instance Type: All
Coverage : All ,Claimant Type: All

Check Number	Check Date		Claimant (Case) Type	Payee Name	QL File / Claim Number	Loss Date	Payment Amount	Policy Year	Exp./Legal
33668	7/20/2021		MEDICAL ONLY	QUAL-LYNX	MLT-2021220742/ 2021220744	11/6/2020	$186.33	2020/2020	Expense
33669	7/20/2021		INDEMNITY	QUAL-LYNX	MLT-2021220742/ 2021220830	11/6/2020	$250.25	2020/2020	Expense
33670	7/20/2021		MEDICAL ONLY	QUAL-LYNX	MLT-2021220742/ 2021220850	11/6/2020	$179.83	2020/2020	Expense
33671	7/20/2021		MEDICAL ONLY	QUAL-LYNX	MLT-2021220742/ 2021220857	11/6/2020	$186.33	2020/2020	Expense
33672	7/20/2021		INDEMNITY	QUAL-LYNX	- - /2021220965	11/3/2020	$123.50	2020/2020	Expense
33673	7/20/2021		MEDICAL ONLY	QUAL-LYNX	MLT-2021220702/ 2021221014	11/13/2020	$218.83	2020/2020	Expense
33674	7/20/2021		INDEMNITY	QUAL-LYNX	MLT-2021221871/ 2021221871	11/19/2020	$193.92	2020/2020	Expense
33675	7/20/2021		INDEMNITY	QUAL-LYNX	MLT-2021221871/ 2021221874	11/27/2020	$139.75	2020/2020	Expense
33676	7/20/2021		INDEMNITY	QUAL-LYNX	- - /2021222977	12/5/2020	$108.33	2020/2020	Expense
33677	7/20/2021		MEDICAL ONLY	QUAL-LYNX	MLT-2021222934/ 2021222934	12/5/2020	$31.42	2020/2020	Expense
33678	7/20/2021		MEDICAL ONLY	QUAL-LYNX	MLT-2021222934/ 2021222935	12/5/2020	$23.83	2020/2020	Expense
33679	7/20/2021		INDEMNITY	QUAL-LYNX	- - /2021220202	10/29/2020	$151.67	2020/2020	Expense
33680	7/20/2021		INDEMNITY	QUAL-LYNX	MLT-2021220440/ 2021220440	11/13/2020	$157.08	2020/2020	Expense
33681	7/20/2021		MEDICAL ONLY	QUAL-LYNX	MLT-2021220440/ 2021220450	11/7/2020	$153.83	2020/2020	Expense
33682	7/20/2021		INDEMNITY	QUAL-LYNX	- - /2021221560	11/23/2020	$273.00	2020/2020	Expense
33683	7/20/2021		MEDICAL ONLY	QUAL-LYNX	- - /2021222674	12/5/2020	$68.25	2020/2020	Expense
33684	7/20/2021		INDEMNITY	QUAL-LYNX	MLT-2021221151/ 2021221151	11/6/2020	$52.00	2020/2020	Expense
33685	7/20/2021		INDEMNITY	QUAL-LYNX	MLT-2021221151/ 2021221155	11/6/2020	$57.42	2020/2020	Expense
33686	7/20/2021		INDEMNITY	QUAL-LYNX	MLT-2021221151/ 2021221162	11/6/2020	$237.25	2020/2020	Expense
33687	7/20/2021		INDEMNITY	QUAL-LYNX	MLT-2021221374/ 2021221374	10/22/2020	$323.92	2020/2020	Expense
33688	7/20/2021		MEDICAL ONLY	QUAL-LYNX	MLT-2021222474/ 2021222474	12/2/2020	$85.58	2020/2020	Expense
33689	7/20/2021		MEDICAL ONLY	QUAL-LYNX	MLT-2021222474/ 2021222478	12/2/2020	$58.50	2020/2020	Expense
33690	7/20/2021		INDEMNITY	QUAL-LYNX	MLT-2021221027/ 2021221027	11/4/2020	$67.17	2020/2020	Expense

AJF-ATL.JOINT INS.FUND

Check Register Report

Bank Account : ALL

Processed Date: Jul 1, 2021 - Jul 31, 2021
Instance Type: All
Coverage : All ,Claimant Type: All

Check Number	Check Date		Claimant (Case) Type	Payee Name	QL File / Claim Number	Loss Date	Payment Amount	Policy Year	Exp./Legal
33691	7/20/2021		MEDICAL ONLY	QUAL-LYNX	MLT-2021221027/ 2021221029	11/17/2020	$46.58	2020/2020	Expense
33692	7/20/2021		MEDICAL ONLY	QUAL-LYNX	- - /2021221371	11/10/2020	$99.67	2020/2020	Expense
33693	7/20/2021		MEDICAL ONLY	QUAL-LYNX	MLT-2021219795/ 2021219816	11/5/2020	$18.42	2020/2020	Expense
33694	7/20/2021		MEDICAL ONLY	QUAL-LYNX	MLT-2021221798/ 2021221798	11/17/2020	$146.25	2020/2020	Expense
33695	7/20/2021		MEDICAL ONLY	QUAL-LYNX	MLT-2021221798/ 2021221853	11/17/2020	$140.83	2020/2020	Expense
33696	7/20/2021		MEDICAL ONLY	QUAL-LYNX	MLT-2021221798/ 2021221869	11/17/2020	$141.92	2020/2020	Expense
33697	7/20/2021		MEDICAL ONLY	QUAL-LYNX	MLT-2021221798/ 2021221982	11/17/2020	$145.17	2020/2020	Expense
33698	7/20/2021		MEDICAL ONLY	QUAL-LYNX	MLT-2021221798/ 2021222411	11/14/2020	$120.25	2020/2020	Expense
33699	7/20/2021		INDEMNITY	QUAL-LYNX	MLT-2021222638/ 2021222638	12/2/2020	$172.25	2020/2020	Expense
33700	7/20/2021		INDEMNITY	QUAL-LYNX	MLT-2021222638/ 2021222652	12/2/2020	$192.83	2020/2020	Expense
33701	7/20/2021		INDEMNITY	QUAL-LYNX	MLT-2021222638/ 2021222684	12/2/2020	$186.33	2020/2020	Expense
33702	7/20/2021		MEDICAL ONLY	QUAL-LYNX	MLT-2021222638/ 2021223089	12/8/2020	$117.00	2020/2020	Expense
33703	7/20/2021		MEDICAL ONLY	QUAL-LYNX	MLT-2021222638/ 2021223091	12/9/2020	$114.83	2020/2020	Expense
33704	7/20/2021		INDEMNITY	QUAL-LYNX	MLT-2021222638/ 2021223218	12/10/2020	$149.50	2020/2020	Expense
33705	7/20/2021		MEDICAL ONLY	QUAL-LYNX	MLT-2021223347/ 2021223347	12/11/2020	$114.83	2020/2020	Expense
33706	7/20/2021		INDEMNITY	QUAL-LYNX	MLT-2021223347/ 2021223356	12/13/2020	$186.33	2020/2020	Expense
33707	7/20/2021		MEDICAL ONLY	QUAL-LYNX	MLT-2021221798/ 2021221973	11/18/2020	$140.83	2020/2020	Expense
33708	7/20/2021		INDEMNITY	QUAL-LYNX	MLT-2021222638/ 2021222949	12/7/2020	$156.00	2020/2020	Expense
33709	7/20/2021		INDEMNITY	QUAL-LYNX	MLT-2021222638/ 2021222959	12/7/2020	$150.58	2020/2020	Expense
33710	7/20/2021		INDEMNITY	QUAL-LYNX	MLT-2021222638/ 2021222994	12/7/2020	$157.08	2020/2020	Expense
33711	7/20/2021		INDEMNITY	QUAL-LYNX	MLT-2021222638/ 2021222997	12/8/2020	$170.08	2020/2020	Expense
33712	7/20/2021		INDEMNITY	QUAL-LYNX	MLT-2021222638/	12/9/2020	$192.83	2020/2020	Expense

AJF-ATL.JOINT INS.FUND

Check Register Report

Bank Account : ALL

Processed Date: Jul 1, 2021 - Jul 31, 2021
Instance Type: All
Coverage : All ,Claimant Type: All

Check Number	Check Date		Claimant (Case) Type	Payee Name	QL File / Claim Number	Loss Date	Payment Amount	Policy Year	Exp./Legal
					2021223030				
33713	7/20/2021		MEDICAL ONLY	QUAL-LYNX	MLT-2021221798/ 2021221873	11/17/2020	$140.83	2020/2020	Expense
33714	7/20/2021		MEDICAL ONLY	QUAL-LYNX	MLT-2021221798/ 2021221920	11/17/2020	$166.83	2020/2020	Expense
33715	7/20/2021		MEDICAL ONLY	QUAL-LYNX	MLT-2021221798/ 2021221928	11/17/2020	$131.08	2020/2020	Expense
33716	7/20/2021		INDEMNITY	QUAL-LYNX	MLT-2021222638/ 2021222754	12/6/2020	$175.50	2020/2020	Expense
33717	7/20/2021		INDEMNITY	QUAL-LYNX	- - /2021219862	11/8/2020	$189.58	2020/2020	Expense
33718	7/20/2021		INDEMNITY	QUAL-LYNX	- - /2021221281	11/20/2020	$55.25	2020/2020	Expense
33719	7/20/2021		INDEMNITY	QUAL-LYNX	- - /2021221996	11/27/2020	$179.83	2020/2020	Expense
33720	7/20/2021		INDEMNITY	QUAL-LYNX	MLT-2021222608/ 2021222608	12/5/2020	$28.17	2020/2020	Expense
33721	7/20/2021		MEDICAL ONLY	QUAL-LYNX	MLT-2021222608/ 2021222610	12/5/2020	$30.33	2020/2020	Expense
33722	7/20/2021		INDEMNITY	QUAL-LYNX	MLT-2021223093/ 2021223093	12/8/2020	$190.67	2020/2020	Expense
33723	7/20/2021		MEDICAL ONLY	QUAL-LYNX	MLT-2021223093/ 2021223094	12/9/2020	$190.67	2020/2020	Expense
33724	7/20/2021		MEDICAL ONLY	QUAL-LYNX	MLT-2021221897/ 2021221897	11/23/2020	$47.67	2020/2020	Expense
33725	7/20/2021		INDEMNITY	QUAL-LYNX	MLT-2021221897/ 2021221898	11/23/2020	$52.00	2020/2020	Expense
33726	7/20/2021		INDEMNITY	QUAL-LYNX	MLT-2021221897/ 2021221900	11/23/2020	$55.25	2020/2020	Expense
33727	7/20/2021		INDEMNITY	QUAL-LYNX	MLT-2021221897/ 2021221902	11/23/2020	$250.25	2020/2020	Expense
33728	7/20/2021		INDEMNITY	QUAL-LYNX	MLT-2021221897/ 2021221910	11/23/2020	$55.25	2020/2020	Expense
33729	7/20/2021		MEDICAL ONLY	QUAL-LYNX	MLT-2021221897/ 2021221919	11/24/2020	$45.50	2020/2020	Expense
33730	7/20/2021		INDEMNITY	QUAL-LYNX	MLT-2021221897/ 2021221966	11/22/2020	$67.17	2020/2020	Expense
33731	7/20/2021		INDEMNITY	QUAL-LYNX	MLT-2021221897/ 2021221984	11/25/2020	$63.92	2020/2020	Expense
33732	7/20/2021		MEDICAL ONLY	QUAL-LYNX	- - /2021223158	12/10/2020	$218.83	2020/2020	Expense
33733	7/20/2021		INDEMNITY	QUAL-LYNX	MLT-2021221897/ 2021221930	11/24/2020	$74.75	2020/2020	Expense
33734	7/20/2021		MEDICAL ONLY	QUAL-LYNX	MLT-2021221897/ 2021221936	11/21/2020	$60.67	2020/2020	Expense
33735	7/20/2021		MEDICAL ONLY	QUAL-LYNX	MLT-2021221897/	11/24/2020	$42.25	2020/2020	Expense

AJF-ATL.JOINT INS.FUND

Check Register Report

Bank Account : ALL

Processed Date: Jul 1, 2021 - Jul 31, 2021
Instance Type: All
Coverage : All ,Claimant Type: All

Check Number	Check Date		Claimant (Case) Type	Payee Name	QL File / Claim Number	Loss Date	Payment Amount	Policy Year	Exp./Legal
					2021221945				
33736	7/20/2021		INDEMNITY	QUAL-LYNX	MLT-2021221897/ 2021221946	11/23/2020	$70.42	2020/2020	Expense
33737	7/20/2021		MEDICAL ONLY	QUAL-LYNX	MLT-2021219538/ 2021219769	11/5/2020	$191.75	2020/2020	Expense
33738	7/20/2021		MEDICAL ONLY	QUAL-LYNX	MLT-2021219538/ 2021220063	11/5/2020	$318.50	2020/2020	Expense
33739	7/20/2021		MEDICAL ONLY	QUAL-LYNX	- - /2021221078	11/20/2020	$21.67	2020/2020	Expense
33740	7/20/2021		MEDICAL ONLY	QUAL-LYNX	MLT-2021221907/ 2021221907	11/26/2020	$99.67	2020/2020	Expense
33741	7/20/2021		MEDICAL ONLY	QUAL-LYNX	MLT-2021221907/ 2021221912	11/26/2020	$97.50	2020/2020	Expense
33742	7/20/2021		MEDICAL ONLY	QUAL-LYNX	MLT-2021221907/ 2021221916	11/26/2020	$92.08	2020/2020	Expense
33743	7/20/2021		MEDICAL ONLY	QUAL-LYNX	MLT-2021222712/ 2021222762	12/4/2020	$179.83	2020/2020	Expense
33744	7/20/2021		MEDICAL ONLY	QUAL-LYNX	MLT-2021221907/ 2021221961	11/26/2020	$97.50	2020/2020	Expense
33745	7/20/2021		MEDICAL ONLY	QUAL-LYNX	MLT-2021221907/ 2021221963	11/26/2020	$126.75	2020/2020	Expense
33746	7/20/2021		MEDICAL ONLY	QUAL-LYNX	MLT-2021222712/ 2021222712	12/4/2020	$152.75	2020/2020	Expense
33747	7/20/2021		INDEMNITY	QUAL-LYNX	MLT-2021222712/ 2021222713	12/4/2020	$180.92	2020/2020	Expense
33748	7/20/2021		MEDICAL ONLY	QUAL-LYNX	MLT-2021222712/ 2021222714	12/4/2020	$179.83	2020/2020	Expense
33749	7/20/2021		MEDICAL ONLY	QUAL-LYNX	MLT-2021222712/ 2021222716	12/4/2020	$147.33	2020/2020	Expense
33750	7/20/2021		INDEMNITY	QUAL-LYNX	MLT-2021222712/ 2021222719	12/4/2020	$147.33	2020/2020	Expense
33751	7/20/2021		MEDICAL ONLY	QUAL-LYNX	MLT-2021222712/ 2021222727	12/4/2020	$179.83	2020/2020	Expense
33752	7/20/2021		INDEMNITY	QUAL-LYNX	MLT-2021222712/ 2021222728	12/4/2020	$156.00	2020/2020	Expense
33753	7/20/2021		MEDICAL ONLY	QUAL-LYNX	MLT-2021222712/ 2021222755	12/4/2020	$196.08	2020/2020	Expense
33754	7/20/2021		INDEMNITY	QUAL-LYNX	- - /2021222938	12/8/2020	$91.00	2020/2020	Expense
33755	7/20/2021		INDEMNITY	QUAL-LYNX	- - /2021221090	11/16/2020	$141.92	2020/2020	Expense
33756	7/20/2021		INDEMNITY	QUAL-LYNX	- - /2021221256	11/18/2020	$106.17	2020/2020	Expense
33757	7/20/2021		INDEMNITY	QUAL-LYNX	- - /2021222967	11/30/2020	$104.00	2020/2020	Expense
33758	7/20/2021		INDEMNITY	QUAL-LYNX	- - /2021223211	12/2/2020	$228.58	2020/2020	Expense

AJF-ATL.JOINT INS.FUND

Check Register Report

Bank Account : ALL

Processed Date: Jul 1, 2021 - Jul 31, 2021
Instance Type: All
Coverage : All ,Claimant Type: All

Check Number	Check Date		Claimant (Case) Type	Payee Name	QL File / Claim Number	Loss Date	Payment Amount	Policy Year	Exp./Legal
33759	7/20/2021		INDEMNITY	QUAL-LYNX	MLT-2021223426/ 2021223350	12/8/2020	$54.17	2020/2020	Expense
33760	7/20/2021		INDEMNITY	QUAL-LYNX	- - /2021230903	2/21/2021	$34.67	2021/2021	Expense
33761	7/20/2021		INDEMNITY	QUAL-LYNX	- - /2021233989	3/24/2021	$76.92	2021/2021	Expense
33762	7/20/2021		MEDICAL ONLY	QUAL-LYNX	MLT-2021223510/ 2021223510	12/11/2020	$68.25	2020/2020	Expense
33763	7/20/2021		MEDICAL ONLY	QUAL-LYNX	MLT-2021223510/ 2021223532	12/11/2020	$22.75	2020/2020	Expense
33764	7/20/2021		MEDICAL ONLY	QUAL-LYNX	MLT-2021223510/ 2021223533	12/11/2020	$61.75	2020/2020	Expense
33765	7/20/2021		INDEMNITY	QUAL-LYNX	MLT-2021225044/ 2021225044	12/28/2020	$115.92	2020/2020	Expense
33766	7/20/2021		MEDICAL ONLY	QUAL-LYNX	MLT-2021225044/ 2021225045	12/28/2020	$151.67	2020/2020	Expense
33767	7/20/2021		INDEMNITY	QUAL-LYNX	- - /2021225668	1/4/2021	$53.08	2021/2021	Expense
33768	7/20/2021		INDEMNITY	QUAL-LYNX	MLT-2021231134/ 2021231142	2/5/2021	$153.83	2021/2021	Expense
33769	7/20/2021		INDEMNITY	QUAL-LYNX	MLT-2021231134/ 2021231146	2/5/2021	$189.58	2021/2021	Expense
33770	7/20/2021		INDEMNITY	QUAL-LYNX	- - /2021226584	1/13/2021	$44.42	2021/2021	Expense
33771	7/20/2021		MEDICAL ONLY	QUAL-LYNX	MLT-2021228601/ 2021228601	1/28/2021	$76.92	2021/2021	Expense
33772	7/20/2021		MEDICAL ONLY	QUAL-LYNX	MLT-2021228601/ 2021228607	1/27/2021	$149.50	2021/2021	Expense
33773	7/20/2021		INDEMNITY	QUAL-LYNX	MLT-2021228601/ 2021228610	1/28/2021	$199.33	2021/2021	Expense
33774	7/20/2021		MEDICAL ONLY	QUAL-LYNX	MLT-2021231134/ 2021231134	2/5/2021	$97.50	2021/2021	Expense
33775	7/20/2021		MEDICAL ONLY	QUAL-LYNX	- - /2021229724	1/22/2021	$24.92	2021/2021	Expense
33776	7/20/2021		INDEMNITY	QUAL-LYNX	- - /2021223524	12/10/2020	$54.17	2020/2020	Expense
33777	7/20/2021		INDEMNITY	QUAL-LYNX	MLT-2021224718/ 2021224718	12/18/2020	$404.08	2020/2020	Expense
33778	7/20/2021		INDEMNITY	QUAL-LYNX	MLT-2021224718/ 2021224721	12/18/2020	$144.08	2020/2020	Expense
33779	7/20/2021		INDEMNITY	QUAL-LYNX	MLT-2021224718/ 2021224723	12/18/2020	$157.08	2020/2020	Expense
33780	7/20/2021		INDEMNITY	QUAL-LYNX	MLT-2021225877/ 2021225877	1/8/2021	$215.58	2021/2021	Expense
33781	7/20/2021		INDEMNITY	QUAL-LYNX	MLT-2021225877/ 2021227131	1/8/2021	$209.08	2021/2021	Expense
33782	7/20/2021		INDEMNITY	QUAL-LYNX	MLT-2021225877/	1/8/2021	$216.67	2021/2021	Expense

AJF-ATL.JOINT INS.FUND

Check Register Report

Bank Account : ALL

Processed Date: Jul 1, 2021 - Jul 31, 2021
Instance Type: All
Coverage : All ,Claimant Type: All

Check Number	Check Date		Claimant (Case) Type	Payee Name	QL File / Claim Number	Loss Date	Payment Amount	Policy Year	Exp./Legal
					2021227134				
33783	7/20/2021		INDEMNITY	QUAL-LYNX	- - /2021234997	3/23/2021	$102.92	2021/2021	Expense
33784	7/20/2021		MEDICAL ONLY	QUAL-LYNX	- - /2021236625	3/23/2021	$108.33	2021/2021	Expense
33785	7/20/2021		INDEMNITY	QUAL-LYNX	- - /2021226286	12/15/2020	$196.08	2020/2020	Expense
33786	7/20/2021		INDEMNITY	QUAL-LYNX	- - /2021226473	1/15/2021	$29.25	2021/2021	Expense
33787	7/20/2021		INDEMNITY	QUAL-LYNX	MLT-2021225877/ 2021226476	1/12/2021	$166.83	2021/2021	Expense
33788	7/20/2021		INDEMNITY	QUAL-LYNX	MLT-2021225877/ 2021226682	1/8/2021	$210.17	2021/2021	Expense
33789	7/20/2021		INDEMNITY	QUAL-LYNX	MLT-2021225877/ 2021226684	1/8/2021	$215.58	2021/2021	Expense
33790	7/20/2021		INDEMNITY	QUAL-LYNX	- - /2021226707	1/15/2021	$91.00	2021/2021	Expense
33791	7/20/2021		MEDICAL ONLY	QUAL-LYNX	MLT-2021229186/ 2021229186	2/7/2021	$162.50	2021/2021	Expense
33792	7/20/2021		MEDICAL ONLY	QUAL-LYNX	MLT-2021233008/ 2021233008	3/8/2021	$360.75	2021/2021	Expense
33793	7/20/2021		MEDICAL ONLY	QUAL-LYNX	MLT-2021233008/ 2021233050	3/8/2021	$24.92	2021/2021	Expense
33794	7/20/2021		MEDICAL ONLY	QUAL-LYNX	MLT-2021233008/ 2021233051	3/8/2021	$357.50	2021/2021	Expense
33795	7/20/2021		MEDICAL ONLY	QUAL-LYNX	MLT-2021233008/ 2021233065	3/8/2021	$357.50	2021/2021	Expense
33796	7/20/2021		MEDICAL ONLY	QUAL-LYNX	MLT-2021233008/ 2021233067	3/8/2021	$357.50	2021/2021	Expense
33797	7/20/2021		MEDICAL ONLY	QUAL-LYNX	MLt-2021233008/ 2021233069	3/8/2021	$357.50	2021/2021	Expense
33798	7/20/2021		MEDICAL ONLY	QUAL-LYNX	- - /2021233329	3/18/2021	$352.08	2021/2021	Expense
33799	7/20/2021		MEDICAL ONLY	QUAL-LYNX	- - /2021233366	3/21/2021	$346.67	2021/2021	Expense
33800	7/20/2021		MEDICAL ONLY	QUAL-LYNX	- - /2021225002	12/31/2020	$98.58	2020/2020	Expense
33801	7/20/2021		MEDICAL ONLY	QUAL-LYNX	MLT-2021225820/ 2021225820	1/5/2021	$99.67	2021/2021	Expense
33802	7/20/2021		MEDICAL ONLY	QUAL-LYNX	MLT-2021225820/ 2021225821	1/5/2021	$94.25	2021/2021	Expense
33803	7/20/2021		MEDICAL ONLY	QUAL-LYNX	MLT-2021225820/ 2021225826	1/5/2021	$94.25	2021/2021	Expense
33804	7/20/2021		MEDICAL ONLY	QUAL-LYNX	MLT-2021225820/ 2021225838	1/5/2021	$94.25	2021/2021	Expense
33805	7/20/2021		MEDICAL ONLY	QUAL-LYNX	MLT-2021229150/ 2021229206	2/4/2021	$293.58	2021/2021	Expense
33806	7/20/2021		MEDICAL ONLY	QUAL-LYNX	MLT-2021227384/ 2021227390	1/21/2021	$86.67	2021/2021	Expense

AJF-ATL.JOINT INS.FUND

Check Register Report

Bank Account : ALL

Processed Date: Jul 1, 2021 - Jul 31, 2021
Instance Type: All
Coverage : All ,Claimant Type: All

Check Number	Check Date		Claimant (Case) Type	Payee Name	QL File / Claim Number	Loss Date	Payment Amount	Policy Year	Exp./Legal
33807	7/20/2021		MEDICAL ONLY	QUAL-LYNX	MLT-2021229150/ 2021229150	2/4/2021	$287.08	2021/2021	Expense
33808	7/20/2021		MEDICAL ONLY	QUAL-LYNX	MLT-2021229150/ 2021229158	2/4/2021	$283.83	2021/2021	Expense
33809	7/20/2021		MEDICAL ONLY	QUAL-LYNX	MLT-2021229150/ 2021229175	2/4/2021	$283.83	2021/2021	Expense
33810	7/20/2021		MEDICAL ONLY	QUAL-LYNX	MLT-2021229150/ 2021229183	2/4/2021	$283.83	2021/2021	Expense
33811	7/20/2021		MEDICAL ONLY	QUAL-LYNX	MLT-2021229150/ 2021229204	2/4/2021	$293.58	2021/2021	Expense
33812	7/20/2021		MEDICAL ONLY	QUAL-LYNX	MLT-2021225820/ 2021225845	1/5/2021	$94.25	2021/2021	Expense
33813	7/20/2021		MEDICAL ONLY	QUAL-LYNX	MLT-2021225820/ 2021225848	1/5/2021	$94.25	2021/2021	Expense
33814	7/20/2021		MEDICAL ONLY	QUAL-LYNX	MLT-2021225820/ 2021225849	1/5/2021	$94.25	2021/2021	Expense
33815	7/20/2021		INDEMNITY	QUAL-LYNX	MLT-2021225820/ 2021225857	1/5/2021	$94.25	2021/2021	Expense
33816	7/20/2021		MEDICAL ONLY	QUAL-LYNX	MLT-2021227384/ 2021227384	1/20/2021	$84.50	2021/2021	Expense
33817	7/20/2021		MEDICAL ONLY	QUAL-LYNX	MLT-2021227384/ 2021227386	1/21/2021	$71.50	2021/2021	Expense
33818	7/20/2021		MEDICAL ONLY	QUAL-LYNX	MLT-2021225964/ 2021225964	1/6/2021	$93.17	2021/2021	Expense
33819	7/20/2021		INDEMNITY	QUAL-LYNX	MLT-2021225964/ 2021226107	1/6/2021	$123.50	2021/2021	Expense
33820	7/20/2021		MEDICAL ONLY	QUAL-LYNX	- - /2021228385	1/11/2021	$6.50	2021/2021	Expense
33821	7/20/2021		INDEMNITY	QUAL-LYNX	- - /2021230977	2/19/2021	$73.67	2021/2021	Expense
33822	7/20/2021		MEDICAL ONLY	QUAL-LYNX	- - /2021223665	12/10/2020	$83.42	2020/2020	Expense
33823	7/20/2021		INDEMNITY	QUAL-LYNX	MLT-2021224052/ 2021224052	12/17/2020	$101.83	2020/2020	Expense
33824	7/20/2021		MEDICAL ONLY	QUAL-LYNX	MLT-2021224052/ 2021224058	12/17/2020	$96.42	2020/2020	Expense
33825	7/20/2021		INDEMNITY	QUAL-LYNX	MLT-2021224052/ 2021224059	12/17/2020	$114.83	2020/2020	Expense
33826	7/20/2021		MEDICAL ONLY	QUAL-LYNX	MLT-2021225512/ 2021225515	1/3/2021	$126.75	2021/2021	Expense
33827	7/20/2021		INDEMNITY	QUAL-LYNX	MLT-2021233019/ 2021233019	3/11/2021	$148.42	2021/2021	Expense
33828	7/20/2021		INDEMNITY	QUAL-LYNX	MLT-2021233019/ 2021233021	3/11/2021	$141.92	2021/2021	Expense
33829	7/20/2021		MEDICAL ONLY	QUAL-LYNX	- - /2021235086	4/12/2021	$133.25	2021/2021	Expense

AJF-ATL.JOINT INS.FUND

Check Register Report

Bank Account : ALL

Processed Date: Jul 1, 2021 - Jul 31, 2021
Instance Type: All
Coverage : All ,Claimant Type: All

Check Number	Check Date		Claimant (Case) Type	Payee Name	QL File / Claim Number	Loss Date	Payment Amount	Policy Year	Exp./Legal
33830	7/20/2021		MEDICAL ONLY	QUAL-LYNX	MLT-2021225410/ 2021225410	1/2/2021	$120.25	2021/2021	Expense
33831	7/20/2021		MEDICAL ONLY	QUAL-LYNX	MLT-2021225410/ 2021225413	1/2/2021	$131.08	2021/2021	Expense
33832	7/20/2021		MEDICAL ONLY	QUAL-LYNX	MLT-2021225410/ 2021225414	1/2/2021	$120.25	2021/2021	Expense
33833	7/20/2021		MEDICAL ONLY	QUAL-LYNX	MLT-2021225512/ 2021225512	1/3/2021	$164.67	2021/2021	Expense
33834	7/20/2021		MEDICAL ONLY	QUAL-LYNX	MLT-2021225512/ 2021225513	1/3/2021	$159.25	2021/2021	Expense
33835	7/20/2021		MEDICAL ONLY	QUAL-LYNX	MLT-2021225512/ 2021225514	1/3/2021	$94.25	2021/2021	Expense
33836	7/20/2021		MEDICAL ONLY	QUAL-LYNX	MLT-2021223822/ 2021223822	12/11/2020	$60.67	2020/2020	Expense
33837	7/20/2021		MEDICAL ONLY	QUAL-LYNX	MLT-2021223822/ 2021223823	12/11/2020	$59.58	2020/2020	Expense
33838	7/20/2021		MEDICAL ONLY	QUAL-LYNX	MLT-2021223822/ 2021223825	12/11/2020	$69.33	2020/2020	Expense
33839	7/20/2021		MEDICAL ONLY	QUAL-LYNX	MLT-2021223822/ 2021223826	12/11/2020	$68.25	2020/2020	Expense
33840	7/20/2021		MEDICAL ONLY	QUAL-LYNX	MLT-2021225455/ 2021225455	1/3/2021	$99.67	2021/2021	Expense
33841	7/20/2021		INDEMNITY	QUAL-LYNX	MLT-2021225455/ 2021225457	1/5/2021	$96.42	2021/2021	Expense
33842	7/20/2021		MEDICAL ONLY	QUAL-LYNX	- - /2021225472	1/6/2021	$133.25	2021/2021	Expense
33843	7/20/2021		MEDICAL ONLY	QUAL-LYNX	MLT-2021225455/ 2021225478	1/3/2021	$96.42	2021/2021	Expense
33844	7/20/2021		INDEMNITY	QUAL-LYNX	MLT-2021234583/ 2021234583	4/5/2021	$74.75	2021/2021	Expense
33845	7/20/2021		INDEMNITY	QUAL-LYNX	- - /2021237757	5/14/2021	$113.75	2021/2021	Expense
33846	7/20/2021		INDEMNITY	QUAL-LYNX	MLT-2021223347/ 2021223365	12/13/2020	$164.67	2020/2020	Expense
33847	7/20/2021		INDEMNITY	QUAL-LYNX	MLT-2021223347/ 2021223370	12/13/2020	$151.67	2020/2020	Expense
33848	7/20/2021		INDEMNITY	QUAL-LYNX	MLT-2021223347/ 2021223383	12/13/2020	$189.58	2020/2020	Expense
33849	7/20/2021		INDEMNITY	QUAL-LYNX	MLT-2021223347/ 2021223411	12/13/2020	$198.25	2020/2020	Expense
33850	7/20/2021		MEDICAL ONLY	QUAL-LYNX	MLT-2021237166/ 2021237166	12/29/2020	$283.83	2020/2020	Expense
33851	7/20/2021		MEDICAL ONLY	QUAL-LYNX	MLT-2021237166/ 2021237172	12/29/2020	$283.83	2020/2020	Expense

AJF-ATL.JOINT INS.FUND

Check Register Report

Bank Account : ALL

Processed Date: Jul 1, 2021 - Jul 31, 2021
Instance Type: All
Coverage : All ,Claimant Type: All

Check Number	Check Date		Claimant (Case) Type	Payee Name	QL File / Claim Number	Loss Date	Payment Amount	Policy Year	Exp./Legal
33852	7/20/2021		MEDICAL ONLY	QUAL-LYNX	MLT-2021237166/ 2021237307	12/29/2020	$274.08	2020/2020	Expense
33853	7/20/2021		MEDICAL ONLY	QUAL-LYNX	- - /2021228515	12/7/2020	$357.50	2020/2020	Expense
33854	7/20/2021		MEDICAL ONLY	QUAL-LYNX	MLT-2021227542/ 2021231847	1/25/2021	$293.58	2021/2021	Expense
33855	7/20/2021		MEDICAL ONLY	QUAL-LYNX	MLT-2021227542/ 2021231849	1/25/2021	$228.58	2021/2021	Expense
33856	7/20/2021		MEDICAL ONLY	QUAL-LYNX	MLT-2021227542/ 2021231856	1/25/2021	$290.33	2021/2021	Expense
33857	7/20/2021		MEDICAL ONLY	QUAL-LYNX	MLT-2021227542/ 2021231909	1/25/2021	$231.83	2021/2021	Expense
33858	7/20/2021		INDEMNITY	QUAL-LYNX	- - /2021232867	3/14/2021	$352.08	2021/2021	Expense
33859	7/20/2021		INDEMNITY	QUAL-LYNX	- - /2021226807	1/18/2021	$352.08	2021/2021	Expense
33860	7/20/2021		INDEMNITY	QUAL-LYNX	- - /2021227072	1/20/2021	$322.83	2021/2021	Expense
33861	7/20/2021		MEDICAL ONLY	QUAL-LYNX	- - /2021227113	1/21/2021	$24.92	2021/2021	Expense
33862	7/20/2021		INDEMNITY	QUAL-LYNX	- - /2021227489	1/25/2021	$358.58	2021/2021	Expense
33863	7/20/2021		MEDICAL ONLY	QUAL-LYNX	MLT-2021227542/ 2021227547	1/25/2021	$293.58	2021/2021	Expense
33864	7/20/2021		MEDICAL ONLY	QUAL-LYNX	MLT-2021227542/ 2021227612	1/21/2021	$290.33	2021/2021	Expense
33865	7/20/2021		MEDICAL ONLY	QUAL-LYNX	MLT-2021224896/ 2021224917	12/29/2020	$97.50	2020/2020	Expense
33866	7/20/2021		MEDICAL ONLY	QUAL-LYNX	MLT-2021224896/ 2021224922	12/23/2020	$102.92	2020/2020	Expense
33867	7/20/2021		MEDICAL ONLY	QUAL-LYNX	MLT-2021224896/ 2021224936	12/23/2020	$118.08	2020/2020	Expense
33868	7/20/2021		MEDICAL ONLY	QUAL-LYNX	MLT-2021225166/ 2021225166	12/30/2020	$358.58	2020/2020	Expense
33869	7/20/2021		MEDICAL ONLY	QUAL-LYNX	MLT-2021225166/ 2021225239	12/30/2020	$354.25	2020/2020	Expense
33870	7/20/2021		INDEMNITY	QUAL-LYNX	- - /2021226325	1/13/2021	$287.08	2021/2021	Expense
33871	7/20/2021		MEDICAL ONLY	QUAL-LYNX	- - /2021224784	12/29/2020	$124.58	2020/2020	Expense
33872	7/20/2021		INDEMNITY	QUAL-LYNX	- - /2021224837	12/20/2020	$167.92	2020/2020	Expense
33873	7/20/2021		MEDICAL ONLY	QUAL-LYNX	MLT-2021224896/ 2021224896	12/29/2020	$98.58	2020/2020	Expense
33874	7/20/2021		MEDICAL ONLY	QUAL-LYNX	MLT-2021224896/ 2021224914	12/29/2020	$93.17	2020/2020	Expense
33875	7/20/2021		MEDICAL ONLY	QUAL-LYNX	MLT-2021224896/ 2021224915	12/29/2020	$125.67	2020/2020	Expense
33876	7/20/2021		MEDICAL ONLY	QUAL-LYNX	MLT-2021224093/ 2021224190	12/16/2020	$35.75	2020/2020	Expense

AJF-ATL.JOINT INS.FUND

Check Register Report

Bank Account : ALL

Processed Date: Jul 1, 2021 - Jul 31, 2021
Instance Type: All
Coverage : All ,Claimant Type: All

Check Number	Check Date		Claimant (Case) Type	Payee Name	QL File / Claim Number	Loss Date	Payment Amount	Policy Year	Exp./Legal
33877	7/20/2021		MEDICAL ONLY	QUAL-LYNX	MLT-2021224093/ 2021224195	12/16/2020	$18.42	2020/2020	Expense
33878	7/20/2021		MEDICAL ONLY	QUAL-LYNX	MLT-2021224093/ 2021224199	12/16/2020	$41.17	2020/2020	Expense
33879	7/20/2021		MEDICAL ONLY	QUAL-LYNX	- - /2021224503	12/10/2020	$62.83	2020/2020	Expense
33880	7/20/2021		INDEMNITY	QUAL-LYNX	- - /2021224508	12/19/2020	$42.25	2020/2020	Expense
33881	7/20/2021		MEDICAL ONLY	QUAL-LYNX	- - /2021224773	12/21/2020	$21.67	2020/2020	Expense
33882	7/20/2021		MEDICAL ONLY	QUAL-LYNX	MLT-2021224093/ 2021224101	12/16/2020	$11.92	2020/2020	Expense
33883	7/20/2021		MEDICAL ONLY	QUAL-LYNX	MLT-2021224180/ 2021224180	12/17/2020	$120.25	2020/2020	Expense
33884	7/20/2021		MEDICAL ONLY	QUAL-LYNX	MLT-2021224180/ 2021224185	12/17/2020	$126.75	2020/2020	Expense
33885	7/20/2021		MEDICAL ONLY	QUAL-LYNX	MLT-2021224180/ 2021224188	12/17/2020	$126.75	2020/2020	Expense
33886	7/20/2021		MEDICAL ONLY	QUAL-LYNX	MLT-2021223347/ 2021223475	12/14/2020	$163.58	2020/2020	Expense
33887	7/20/2021		INDEMNITY	QUAL-LYNX	- - /2021223628	12/15/2020	$44.42	2020/2020	Expense
33888	7/20/2021		MEDICAL ONLY	QUAL-LYNX	- - /2021223736	12/7/2020	$125.67	2020/2020	Expense
33889	7/20/2021		INDEMNITY	QUAL-LYNX	MLT-2021224093/ 2021224093	12/16/2020	$14.08	2020/2020	Expense
33890	7/20/2021		MEDICAL ONLY	QUAL-LYNX	MLT-2021224093/ 2021224096	12/16/2020	$14.08	2020/2020	Expense
33891	7/20/2021		MEDICAL ONLY	QUAL-LYNX	MLT-2021224093/ 2021224098	12/16/2020	$14.08	2020/2020	Expense
33892	7/20/2021		INDEMNITY	QUAL-LYNX	- - /2021226820	1/20/2021	$63.92	2021/2021	Expense
33893	7/20/2021		MEDICAL ONLY	QUAL-LYNX	MLT-2021227569/ 2021227784	1/26/2021	$50.92	2021/2021	Expense
33894	7/20/2021		MEDICAL ONLY	QUAL-LYNX	MLT-2021227569/ 2021227792	1/26/2021	$78.00	2021/2021	Expense
33895	7/20/2021		MEDICAL ONLY	QUAL-LYNX	MLT-2021227569/ 2021227795	1/26/2021	$46.58	2021/2021	Expense
33896	7/20/2021		INDEMNITY	QUAL-LYNX	MLT-2021229344/ 2021229344	2/8/2021	$139.75	2021/2021	Expense
33897	7/20/2021		INDEMNITY	QUAL-LYNX	- - /2021229379	1/26/2021	$119.17	2021/2021	Expense
33898	7/20/2021		INDEMNITY	QUAL-LYNX	MLT-2021229344/ 2021229492	2/7/2021	$145.17	2021/2021	Expense
33899	7/20/2021		MEDICAL ONLY	QUAL-LYNX	MLT-2021229344/ 2021229498	2/7/2021	$175.50	2021/2021	Expense
33900	7/20/2021		MEDICAL ONLY	QUAL-LYNX	MLT-2021229344/ 2021229502	2/7/2021	$132.17	2021/2021	Expense

AJF-ATL.JOINT INS.FUND

Check Register Report

Bank Account : ALL

Processed Date: Jul 1, 2021 - Jul 31, 2021
Instance Type: All
Coverage : All ,Claimant Type: All

Check Number	Check Date		Claimant (Case) Type	Payee Name	QL File / Claim Number	Loss Date	Payment Amount	Policy Year	Exp./Legal
33901	7/20/2021		MEDICAL ONLY	QUAL-LYNX	- - /2021236740	4/27/2021	$359.67	2021/2021	Expense
33902	7/20/2021		MEDICAL ONLY	QUAL-LYNX	MLT-2021237424/ 2021237424	5/12/2021	$29.25	2021/2021	Expense
33903	7/20/2021		MEDICAL ONLY	QUAL-LYNX	- - /2021231949	3/1/2021	$52.00	2021/2021	Expense
33904	7/20/2021		INDEMNITY	QUAL-LYNX	MLT-2021234257/ 2021234267	4/3/2021	$48.75	2021/2021	Expense
33905	7/20/2021		MEDICAL ONLY	QUAL-LYNX	- - /2021234438	4/6/2021	$46.58	2021/2021	Expense
33906	7/20/2021		INDEMNITY	QUAL-LYNX	MLT-2021227941/ 2021227941	1/12/2021	$157.08	2021/2021	Expense
33907	7/20/2021		MEDICAL ONLY	QUAL-LYNX	MLT-2021227941/ 2021227953	1/12/2021	$114.83	2021/2021	Expense
33908	7/20/2021		MEDICAL ONLY	QUAL-LYNX	MLT-2021227941/ 2021227985	1/12/2021	$111.58	2021/2021	Expense
33909	7/20/2021		MEDICAL ONLY	QUAL-LYNX	MLT-2021227941/ 2021227987	1/12/2021	$148.42	2021/2021	Expense
33910	7/20/2021		MEDICAL ONLY	QUAL-LYNX	MLT-2021227941/ 2021227990	1/12/2021	$104.00	2021/2021	Expense
33911	7/20/2021		MEDICAL ONLY	QUAL-LYNX	- - /2021232060	3/4/2021	$228.58	2021/2021	Expense
33912	7/20/2021		MEDICAL ONLY	QUAL-LYNX	MLT-2021224077/ 2021224108	12/15/2020	$113.75	2020/2020	Expense
33913	7/20/2021		MEDICAL ONLY	QUAL-LYNX	MLT-2021225153/ 2021225153	12/28/2020	$297.92	2020/2020	Expense
33914	7/20/2021		INDEMNITY	QUAL-LYNX	MLT-2021225153/ 2021225249	12/31/2020	$347.75	2020/2020	Expense
33915	7/20/2021		MEDICAL ONLY	QUAL-LYNX	MLT-2021225153/ 2021225253	12/31/2020	$295.75	2020/2020	Expense
33916	7/20/2021		INDEMNITY	QUAL-LYNX	- - /2021225330	12/31/2020	$373.75	2020/2020	Expense
33917	7/20/2021		INDEMNITY	QUAL-LYNX	MLT-2021224077/ 2021224077	12/15/2020	$78.00	2020/2020	Expense
33918	7/20/2021		MEDICAL ONLY	QUAL-LYNX	MLT-2021224077/ 2021224090	12/15/2020	$87.75	2020/2020	Expense
33919	7/20/2021		INDEMNITY	QUAL-LYNX	MLT-2021224077/ 2021224094	12/17/2020	$117.00	2020/2020	Expense
33920	7/20/2021		INDEMNITY	QUAL-LYNX	MLT-2021224077/ 2021224102	12/15/2020	$59.58	2020/2020	Expense
33921	7/20/2021		MEDICAL ONLY	QUAL-LYNX	MLT-2021224077/ 2021224106	12/15/2020	$88.83	2020/2020	Expense
33922	7/20/2021		INDEMNITY	QUAL-LYNX	- - /2021223846	12/15/2020	$79.08	2020/2020	Expense
33923	7/20/2021		INDEMNITY	QUAL-LYNX	- - /2021224807	12/28/2020	$29.25	2020/2020	Expense
33924	7/20/2021		MEDICAL ONLY	QUAL-LYNX	MLT-2021225066/ 2021225066	12/31/2020	$99.67	2020/2020	Expense

AJF-ATL.JOINT INS.FUND

Check Register Report

Bank Account : ALL

Processed Date: Jul 1, 2021 - Jul 31, 2021
Instance Type: All
Coverage : All ,Claimant Type: All

Check Number	Check Date		Claimant (Case) Type	Payee Name	QL File / Claim Number	Loss Date	Payment Amount	Policy Year	Exp./Legal
33925	7/20/2021		INDEMNITY	QUAL-LYNX	MLT-2021225066/ 2021225439	12/31/2020	$104.00	2020/2020	Expense
33926	7/20/2021		MEDICAL ONLY	QUAL-LYNX	MLT-2021227307/ 2021227307	1/21/2021	$94.25	2021/2021	Expense
33927	7/20/2021		MEDICAL ONLY	QUAL-LYNX	MLT-2021227307/ 2021227314	1/21/2021	$73.67	2021/2021	Expense
33928	7/20/2021		INDEMNITY	QUAL-LYNX	- - /2021234483	4/7/2021	$29.25	2021/2021	Expense
33929	7/20/2021		MEDICAL ONLY	QUAL-LYNX	MLT-2021234304/ 2021234591	4/3/2021	$331.50	2021/2021	Expense
33930	7/20/2021		MEDICAL ONLY	QUAL-LYNX	MLT-2021239099/ 2021239099	5/30/2021	$72.58	2021/2021	Expense
33931	7/20/2021		INDEMNITY	QUAL-LYNX	MLT-2021239099/ 2021239100	6/2/2021	$86.67	2021/2021	Expense
33932	7/20/2021		MEDICAL ONLY	QUAL-LYNX	MLT-2021228527/ 2021228656	2/2/2021	$62.83	2021/2021	Expense
33933	7/20/2021		MEDICAL ONLY	QUAL-LYNX	MLT-2021228527/ 2021228686	2/2/2021	$33.58	2021/2021	Expense
33934	7/20/2021		INDEMNITY	QUAL-LYNX	MLT-2021234304/ 2021234304	4/3/2021	$359.67	2021/2021	Expense
33935	7/20/2021		INDEMNITY	QUAL-LYNX	MLT-2021234304/ 2021234307	4/3/2021	$359.67	2021/2021	Expense
33936	7/20/2021		MEDICAL ONLY	QUAL-LYNX	MLT-2021227307/ 2021227321	1/21/2021	$72.58	2021/2021	Expense
33937	7/20/2021		MEDICAL ONLY	QUAL-LYNX	MLT-2021227307/ 2021227326	1/20/2021	$75.83	2021/2021	Expense
33938	7/20/2021		INDEMNITY	QUAL-LYNX	MLT-2021228527/ 2021228527	2/3/2021	$62.83	2021/2021	Expense
33939	7/20/2021		MEDICAL ONLY	QUAL-LYNX	MLT-2021228527/ 2021228532	2/3/2021	$68.25	2021/2021	Expense
33940	7/20/2021		INDEMNITY	QUAL-LYNX	MLT-2021228527/ 2021228534	2/4/2021	$98.58	2021/2021	Expense
33941	7/20/2021		INDEMNITY	QUAL-LYNX	MLT-2021226353/ 2021226353	12/26/2020	$97.50	2020/2020	Expense
33942	7/20/2021		INDEMNITY	QUAL-LYNX	MLT-2021226353/ 2021226354	12/26/2020	$92.08	2020/2020	Expense
33943	7/20/2021		INDEMNITY	QUAL-LYNX	MLT-2021226353/ 2021226355	12/26/2020	$72.58	2020/2020	Expense
33944	7/20/2021		INDEMNITY	QUAL-LYNX	MLT-2021226353/ 2021226357	12/26/2020	$81.25	2020/2020	Expense
33945	7/20/2021		INDEMNITY	QUAL-LYNX	- - /2021226369	12/29/2020	$65.00	2020/2020	Expense
33946	7/20/2021		INDEMNITY	QUAL-LYNX	- - /2021226378	1/9/2021	$76.92	2021/2021	Expense
33947	7/20/2021		INDEMNITY	QUAL-LYNX	MLT-2021225223/	1/4/2021	$34.67	2021/2021	Expense

AJF-ATL.JOINT INS.FUND

Check Register Report

Bank Account : ALL

Processed Date: Jul 1, 2021 - Jul 31, 2021
Instance Type: All
Coverage : All ,Claimant Type: All

Check Number	Check Date		Claimant (Case) Type	Payee Name	QL File / Claim Number	Loss Date	Payment Amount	Policy Year	Exp./Legal
					2021225223				
33948	7/20/2021		INDEMNITY	QUAL-LYNX	MLT-2021225223/ 2021225357	1/4/2021	$34.67	2021/2021	Expense
33949	7/20/2021		MEDICAL ONLY	QUAL-LYNX	- - /2021233339	3/22/2021	$66.08	2021/2021	Expense
33950	7/20/2021		INDEMNITY	QUAL-LYNX	MLT-2021223426/ 2021223426	12/10/2020	$55.25	2020/2020	Expense
33951	7/20/2021		INDEMNITY	QUAL-LYNX	MLT-2021223426/ 2021223692	12/12/2020	$33.58	2020/2020	Expense
33952	7/20/2021		MEDICAL ONLY	QUAL-LYNX	MLT-2021223426/ 2021223693	12/10/2020	$28.17	2020/2020	Expense
33953	7/20/2021		INDEMNITY	QUAL-LYNX	MLT-2021223426/ 2021223827	12/13/2020	$11.92	2020/2020	Expense
33954	7/20/2021		INDEMNITY	QUAL-LYNX	MLT-2021223426/ 2021223834	12/7/2020	$30.33	2020/2020	Expense
33955	7/20/2021		INDEMNITY	QUAL-LYNX	MLT-2021223426/ 2021223836	11/30/2020	$45.50	2020/2020	Expense
33956	7/20/2021		INDEMNITY	QUAL-LYNX	MLT-2021223426/ 2021223937	12/7/2020	$16.25	2020/2020	Expense
33957	7/20/2021		INDEMNITY	QUAL-LYNX	- - /2021224139	12/14/2020	$16.25	2020/2020	Expense
33958	7/20/2021		INDEMNITY	QUAL-LYNX	- - /2021224537	12/24/2020	$43.33	2020/2020	Expense
33959	7/20/2021		INDEMNITY	QUAL-LYNX	- - /2021228102	1/21/2021	$34.67	2021/2021	Expense
33960	7/20/2021		MEDICAL ONLY	QUAL-LYNX	MLT-2021225553/ 2021225555	1/5/2021	$27.08	2021/2021	Expense
33961	7/20/2021		INDEMNITY	Middle Township	- - /2021237523	5/11/2021	$911.66	2021/2021	Loss
33962	7/20/2021		INDEMNITY	Ventnor City	MLT-2021211664/ 2021211667	8/6/2020	$1,661.18	2020/2020	Loss
33963	7/20/2021		INDEMNITY	Ventnor City	MLT-2021211664/ 2021211669	8/6/2020	$1,830.58	2020/2020	Loss
33964	7/20/2021		INDEMNITY	Ventnor City	MLT-2021211664/ 2021211670	8/6/2020	$1,890.00	2020/2020	Loss
33965	7/20/2021		INDEMNITY	MILLVILLE CITY	- - /2021223628	12/15/2020	$324.00	2020/2020	Loss
33966	7/20/2021		INDEMNITY	PLEASANTVILLE CITY	- - /2021236549	4/30/2021	$748.64	2021/2021	Loss
33967	7/20/2021		INDEMNITY	Ocean City	- - /2021241233	6/14/2021	$516.00	2021/2021	Loss
33968	7/20/2021			NEW JERSEY IME ASSOCIATES LLC			$1,700.00		
			INDEMNITY		- - /2021223057	12/9/2020	$800.00	2020/2020	Expense
			INDEMNITY		- - /2019165178	2/5/2019	$900.00	2019/2019	Expense
33969	7/20/2021		INDEMNITY	George Moore	- - /2020204206	5/1/2020	$13,344.30	2020/2020	Loss
33970	7/20/2021		INDEMNITY	Kevin Livingston	- - /2021234875	4/9/2021	$1,237.62	2021/2021	Loss
33971	7/20/2021		INDEMNITY	JOHN WISGO	- - /2018110940	8/21/2017	$1,170.40	2017/2017	Loss

AJF-ATL.JOINT INS.FUND

Check Register Report

Bank Account : ALL

Processed Date: Jul 1, 2021 - Jul 31, 2021
Instance Type: All
Coverage : All ,Claimant Type: All

Check Number	Check Date		Claimant (Case) Type	Payee Name	QL File / Claim Number	Loss Date	Payment Amount	Policy Year	Exp./Legal
33972	7/20/2021		INDEMNITY	Julio Sanchez	- - /2020191564	12/4/2019	$1,842.00	2019/2019	Loss
33973	7/20/2021		INDEMNITY	Anthony McGinnity	- - /2021238654	5/25/2021	$1,938.00	2021/2021	Loss
33974	7/20/2021		INDEMNITY	Frank Schalek	- - /2020187019	10/11/2019	$1,842.00	2019/2019	Loss
33975	7/20/2021		INDEMNITY	Gregory Blose	- - /2020191229	11/29/2019	$1,037.48	2019/2019	Loss
33976	7/20/2021		INDEMNITY	Jacob Hunter	- - /2020197914	2/22/2020	$1,008.00	2020/2020	Loss
33977	7/20/2021		INDEMNITY	JOSEPH MONROE	- - /2017092149	1/12/2017	$1,672.00	2017/2017	Loss
33978	7/20/2021		INDEMNITY	Kenneth Gehring	- - /2019154199	10/1/2018	$1,137.68	2018/2018	Loss
33979	7/20/2021		INDEMNITY	Jorge Hernandez Vidanos	- - /2020177859	7/2/2019	$948.00	2019/2019	Loss
33980	7/20/2021		INDEMNITY	BRIAN CUMMINGS	- - /2017092196	1/12/2017	$1,056.28	2017/2017	Loss
33981	7/20/2021		INDEMNITY	CLIFTON BLACKWELL	- - /2018143706	5/24/2018	$1,137.68	2018/2018	Loss
33982	7/20/2021		INDEMNITY	Nathan Rendino	- - /2021241440	6/21/2021	$442.29	2021/2021	Loss
33983	7/20/2021		COMPREHENSIVE	WILDWOOD CITY	- - /2022242889	6/24/2021	$5,354.52	2021/2021	Loss
33984	7/20/2021		INDEMNITY	ATLANTICARE PHYSICIAN GROUP, PA	- - /2021214232	9/8/2020	$95.66	2020/2020	Loss
33985	7/20/2021			STRIVE PHYSICAL THERAPY AND SPORTS REHABILITATION LLC			$795.00		
			INDEMNITY		- - /2021238446	5/23/2021	$160.00	2021/2021	Loss
			INDEMNITY		- - /2021238003	5/17/2021	$80.00	2021/2021	Loss
			INDEMNITY		- - /2021234875	4/9/2021	$80.00	2021/2021	Loss
			INDEMNITY		- - /2021214232	9/8/2020	$80.00	2020/2020	Loss
			INDEMNITY		- - /2020193079	12/22/2019	$395.00	2019/2019	Loss
33986	7/20/2021		INDEMNITY	VIRTUA WEST JERSEY HEALTH INC	- - /2021240186	6/8/2021	$1,727.00	2021/2021	Loss
33987	7/20/2021			SHORE MEDICAL CENTER			$6,731.15		
			INDEMNITY		- - /2021232192	3/10/2021	$333.75	2021/2021	Loss
			INDEMNITY		- - /2021229484	2/10/2021	$660.00	2021/2021	Loss
			INDEMNITY		- - /2021210502	7/22/2020	$5,737.40	2020/2020	Loss
33988	7/20/2021		INDEMNITY	WEST JERSEY ANESTHESIA ASSOCIATES, PA	MLT-2021215990/ 2021215991	9/28/2020	$1,472.00	2020/2020	Loss
33989	7/20/2021			TWIN BORO PHYSICAL THERAPY			$1,840.00		
			INDEMNITY		- - /2021236465	4/26/2021	$400.00	2021/2021	Loss
			MEDICAL ONLY		- - /2021234700	4/9/2021	$320.00	2021/2021	Loss
			INDEMNITY		- - /2021234007	3/31/2021	$80.00	2021/2021	Loss

AJF-ATL.JOINT INS.FUND

Check Register Report

Bank Account : ALL

Processed Date: Jul 1, 2021 - Jul 31, 2021
Instance Type: All
Coverage : All ,Claimant Type: All

Check Number	Check Date		Claimant (Case) Type	Payee Name	QL File / Claim Number	Loss Date	Payment Amount	Policy Year	Exp./Legal
			INDEMNITY		- - /2021232192	3/10/2021	$240.00	2021/2021	Loss
			INDEMNITY		MLT-2021226671/ 2021226675	1/16/2021	$240.00	2021/2021	Loss
			INDEMNITY		- - /2021218482	10/22/2020	$80.00	2020/2020	Loss
			INDEMNITY		MLT-2021215990/ 2021215991	9/28/2020	$160.00	2020/2020	Loss
			INDEMNITY		- - /2021210129	7/14/2020	$320.00	2020/2020	Loss
33990	7/20/2021		MEDICAL ONLY	HORIZON EYE CARE, PA	- - /2021239861	5/29/2021	$378.00	2021/2021	Loss
33991	7/20/2021			ONE CALL CARE DIAGNOSTICS			$5,353.40		
			INDEMNITY		- - /2021238654	5/25/2021	$485.00	2021/2021	Loss
			MEDICAL ONLY		- - /2021237844	5/15/2021	$75.00	2021/2021	Loss
			MEDICAL ONLY		- - /2021236200	4/27/2021	$485.00	2021/2021	Loss
			MEDICAL ONLY		- - /2021235698	4/21/2021	$75.00	2021/2021	Loss
			MEDICAL ONLY		- - /2021234700	4/9/2021	$75.00	2021/2021	Loss
			INDEMNITY		MLT-2021234257/ 2021234267	4/3/2021	$53.40	2021/2021	Loss
			INDEMNITY		- - /2021233698	3/26/2021	$970.00	2021/2021	Loss
			INDEMNITY		- - /2021228131	1/26/2021	$485.00	2021/2021	Loss
			MEDICAL ONLY		- - /2021225173	1/3/2021	$1,150.00	2021/2021	Loss
			INDEMNITY		- - /2021214290	9/10/2020	$250.00	2020/2020	Loss
			INDEMNITY		MLT-2021211664/ 2021211664	8/6/2020	$250.00	2020/2020	Loss
			INDEMNITY		- - /2020182017	8/22/2019	$1,000.00	2019/2019	Loss
33992	7/20/2021		INDEMNITY	MATTHEW J PITERA MD PA	MLT-2021211664/ 2021211666	8/6/2020	$450.00	2020/2020	Loss
33993	7/20/2021		INDEMNITY	COASTAL PHYSICIANS & SURGEONS, P.C.	- - /2020181414	8/12/2019	$162.10	2019/2019	Loss
33994	7/20/2021			ROTHMAN ORTHOPAEDICS			$147.80		
			INDEMNITY		- - /2021217221	10/13/2020	$73.90	2020/2020	Loss
			INDEMNITY		- - /2020193079	12/22/2019	$73.90	2019/2019	Loss

AJF-ATL.JOINT INS.FUND

Check Register Report

Bank Account : ALL

Processed Date: Jul 1, 2021 - Jul 31, 2021
Instance Type: All
Coverage : All ,Claimant Type: All

Check Number	Check Date		Claimant (Case) Type	Payee Name	QL File / Claim Number	Loss Date	Payment Amount	Policy Year	Exp./Legal
33995	7/20/2021			NovaCare Rehabilitation			$980.00		
			MEDICAL ONLY		- - /2021232402	3/10/2021	$98.00	2021/2021	Loss
			MEDICAL ONLY		- - /2021229497	2/10/2021	$196.00	2021/2021	Loss
			INDEMNITY		- - /2021212429	8/16/2020	$196.00	2020/2020	Loss
			INDEMNITY		- - /2021211338	8/4/2020	$294.00	2020/2020	Loss
			INDEMNITY		MLT-2017093365/ 2017093366	1/27/2017	$196.00	2017/2017	Loss
33996	7/20/2021		MEDICAL ONLY	VIRTUA MEDICAL GROUP	- - /2021233991	3/30/2021	$345.43	2021/2021	Loss
33997	7/20/2021			CAPE REGIONAL URGENT CARE			$1,906.06		
			MEDICAL ONLY		MLT-2021239099/ 2021239099	5/30/2021	$183.10	2021/2021	Loss
			MEDICAL ONLY		- - /2021238218	5/21/2021	$330.08	2021/2021	Loss
			MEDICAL ONLY		- - /2021237187	5/7/2021	$193.91	2021/2021	Loss
			MEDICAL ONLY		- - /2021237155	5/7/2021	$176.16	2021/2021	Loss
			MEDICAL ONLY		- - /2021234578	4/8/2021	$425.68	2021/2021	Loss
			MEDICAL ONLY		- - /2021219211	11/1/2020	$154.36	2020/2020	Loss
			INDEMNITY		- - /2021215935	9/23/2020	$82.54	2020/2020	Loss
			INDEMNITY		- - /2021209449	7/10/2020	$238.92	2020/2020	Loss
			MEDICAL ONLY		- - /2021208909	7/1/2020	$121.31	2020/2020	Loss
33998	7/20/2021			PREMIER ORTHOPAEDIC & SPORTS MEDICINE ASSOCIATES OF SNJ LLC			$514.79		
			INDEMNITY		- - /2021237286	5/9/2021	$259.33	2021/2021	Loss
			INDEMNITY		- - /2021234875	4/9/2021	$167.37	2021/2021	Loss
			INDEMNITY		- - /2021212429	8/16/2020	$88.09	2020/2020	Loss
33999	7/20/2021		MEDICAL ONLY	QUEST DIAGNOSTICS	- - /2021218305	10/23/2020	$121.07	2020/2020	Loss
34000	7/20/2021		MEDICAL ONLY	CAPE PHYSICAL THERAPY LLC	- - /2021233447	3/23/2021	$210.00	2021/2021	Loss
34001	7/20/2021		INDEMNITY	THE FRANKEL ORTHOPEDICS AND SPORTS	- - /2021229484	2/10/2021	$175.63	2021/2021	Loss
34002	7/20/2021			ALIGN DIRECT BILL LLC			$570.00		
			INDEMNITY		- - /2021210129	7/14/2020	$475.00	2020/2020	Loss

AJF-ATL.JOINT INS.FUND

Check Register Report

Bank Account : ALL

Processed Date: Jul 1, 2021 - Jul 31, 2021
Instance Type: All
Coverage : All ,Claimant Type: All

Check Number	Check Date		Claimant (Case) Type	Payee Name	QL File / Claim Number	Loss Date	Payment Amount	Policy Year	Exp./Legal
			INDEMNITY		- - /2018110940	8/21/2017	$95.00	2017/2017	Loss
34003	7/20/2021			ATLANTICARE REGIONAL MEDICAL CENTER			$5,022.00		
			MEDICAL ONLY		- - /2021237881	5/15/2021	$2,511.00	2021/2021	Loss
			MEDICAL ONLY		- - /2021237844	5/15/2021	$2,511.00	2021/2021	Loss
34004	7/20/2021		INDEMNITY	HOWARD HAMMER PSYD	MLT-2021211664/ 2021211666	8/6/2020	$135.00	2020/2020	Loss
34005	7/20/2021		MEDICAL ONLY	TOWNSHIP OF MIDDLE EMS	- - /2021237240	5/6/2021	$796.00	2021/2021	Loss
34006	7/20/2021			NEUROSURGICAL AND SPINE SPECIALIST LLC			$1,166.69		
			INDEMNITY		- - /2021234007	3/31/2021	$222.23	2021/2021	Loss
			MEDICAL ONLY		- - /2021229497	2/10/2021	$722.23	2021/2021	Loss
			INDEMNITY		- - /2018113730	9/27/2017	$222.23	2017/2017	Loss
34007	7/20/2021			myMATRIXX			$636.03		
			INDEMNITY		- - /2022242261	7/3/2021	$70.84	2021/2021	Loss
			MEDICAL ONLY		- - /2021240497	6/13/2021	$8.58	2021/2021	Loss
			INDEMNITY		MLT-2021211664/ 2021211670	8/6/2020	$9.76	2020/2020	Loss
			INDEMNITY		- - /2020187019	10/11/2019	$546.85	2019/2019	Loss
34008	7/20/2021		INDEMNITY	NICHOLE BAUGHMAN SURGICAL LLC	MLT-2021215990/ 2021215991	9/28/2020	$1,900.00	2020/2020	Loss
34009	7/20/2021		MEDICAL ONLY	HEALTH MED ASSOCIATES PC	- - /2021238363	5/24/2021	$96.96	2021/2021	Loss
34010	7/20/2021			ORTHOPAEDICS NEW JERSEY, LLC			$2,823.32		
			INDEMNITY		- - /2021241955	6/26/2021	$190.79	2021/2021	Loss
			MEDICAL ONLY		- - /2021241476	6/22/2021	$190.79	2021/2021	Loss
			INDEMNITY		- - /2021241440	6/21/2021	$239.32	2021/2021	Loss
			INDEMNITY		- - /2021241233	6/14/2021	$317.52	2021/2021	Loss
			INDEMNITY		- - /2021240599	6/14/2021	$190.79	2021/2021	Loss
			INDEMNITY		- - /2021240780	6/12/2021	$190.79	2021/2021	Loss
			INDEMNITY		- - /2021238654	5/25/2021	$220.08	2021/2021	Loss
			INDEMNITY		- - /2021238446	5/23/2021	$121.97	2021/2021	Loss

AJF-ATL.JOINT INS.FUND

Check Register Report

Bank Account : ALL

Processed Date: Jul 1, 2021 - Jul 31, 2021
Instance Type: All
Coverage : All ,Claimant Type: All

Check Number	Check Date		Claimant (Case) Type	Payee Name	QL File / Claim Number	Loss Date	Payment Amount	Policy Year	Exp./Legal
			MEDICAL ONLY		- - /2021237334	5/10/2021	$537.04	2021/2021	Loss
			MEDICAL ONLY		- - /2021234332	4/5/2021	$282.95	2021/2021	Loss
			INDEMNITY		- - /2021233698	3/26/2021	$85.32	2021/2021	Loss
			INDEMNITY		- - /2021218330	10/20/2020	$170.64	2020/2020	Loss
			INDEMNITY		- - /2019176814	6/18/2019	$85.32	2019/2019	Loss
34011	7/20/2021			ORTHOPAEDICS NEW JERSEY			$204.83		
			INDEMNITY		- - /2021236465	4/26/2021	$121.97	2021/2021	Loss
			INDEMNITY		- - /2021211338	8/4/2020	$82.86	2020/2020	Loss
34012	7/20/2021		MEDICAL ONLY	TANNER MEDICAL CENTER	- - /2021233991	3/30/2021	$37.00	2021/2021	Loss
34013	7/20/2021			QUALCARE INC			$7,650.00		
			INDEMNITY		- - /2022243031	7/15/2021	$510.00	2021/2021	Loss
			MEDICAL ONLY		- - /2022243013	7/14/2021	$510.00	2021/2021	Loss
			MEDICAL ONLY		- - /2022242941	7/14/2021	$510.00	2021/2021	Loss
			MEDICAL ONLY		- - /2022242945	7/14/2021	$510.00	2021/2021	Loss
			INDEMNITY		- - /2022242950	7/13/2021	$510.00	2021/2021	Loss
			MEDICAL ONLY		- - /2022242960	7/13/2021	$510.00	2021/2021	Loss
			MEDICAL ONLY		- - /2022242834	7/13/2021	$510.00	2021/2021	Loss
			MEDICAL ONLY		- - /2022242791	7/12/2021	$510.00	2021/2021	Loss
			MEDICAL ONLY		- - /2022242882	7/12/2021	$510.00	2021/2021	Loss
			MEDICAL ONLY		- - /2022242712	7/12/2021	$510.00	2021/2021	Loss
			MEDICAL ONLY		- - /2022242716	7/10/2021	$510.00	2021/2021	Loss
			MEDICAL ONLY		- - /2022242710	7/10/2021	$510.00	2021/2021	Loss
			INDEMNITY		- - /2022242897	7/8/2021	$510.00	2021/2021	Loss
			MEDICAL ONLY		- - /2022242576	7/8/2021	$510.00	2021/2021	Loss
			MEDICAL ONLY		- - /2022242197	7/2/2021	$510.00	2021/2021	Loss
34014	7/27/2021			ADMINISTRATIVE CLAIM SERVICES			$18.00		
			INDEMNITY		- - /2021240599	6/14/2021	$3.00	2021/2021	Expense

AJF-ATL.JOINT INS.FUND

Check Register Report

Bank Account : ALL

Processed Date: Jul 1, 2021 - Jul 31, 2021
Instance Type: All
Coverage : All ,Claimant Type: All

Check Number	Check Date		Claimant (Case) Type	Payee Name	QL File / Claim Number	Loss Date	Payment Amount	Policy Year	Exp./Legal
			INDEMNITY		- - /2021239771	6/3/2021	$3.00	2021/2021	Expense
			INDEMNITY		MLT-2021239099/ 2021239100	6/2/2021	$3.00	2021/2021	Expense
			INDEMNITY		- - /2021238830	5/27/2021	$3.00	2021/2021	Expense
			INDEMNITY		- - /2021237523	5/11/2021	$3.00	2021/2021	Expense
			INDEMNITY		MLT-2021224052/ 2021224059	12/17/2020	$3.00	2020/2020	Expense
34015	7/27/2021			STATE SHORTHAND REPORTING SERVICE			$150.00		
			INDEMNITY		- - /2021220670	11/17/2020	$75.00	2020/2020	Expense
			INDEMNITY		- - /2019175917	6/7/2019	$75.00	2019/2019	Expense
34016	7/27/2021		COMPREHENSIVE	HAINESPORT ENTERPRISES INC	- - /2021237124	5/7/2021	$19,530.57	2021/2021	Loss
34017	7/27/2021		INDEMNITY	PACE ORTHOPEDICS & SPORTS MED	- - /2018122163	1/8/2018	$1,100.00	2018/2018	Loss
34018	7/27/2021		1ST PARTY COLL PD	TRUCKMASTERS INC	- - /2021241548	6/17/2021	$1,661.65	2021/2021	Loss
34019	7/27/2021		INDEMNITY	THOMAS DWYER MD	MLT-2018131125/ 2018131162	4/13/2018	$900.00	2018/2018	Loss
34020	7/27/2021		INDEMNITY	AIC COMPANIES LLC	- - /2021233698	3/26/2021	$1,520.31	2021/2021	Expense
34021	7/27/2021			D'ARCY JOHNSON DAY PC			$8,262.00		
			INDEMNITY		- - /2021220670	11/17/2020	$1,525.00	2020/2020	Loss
			INDEMNITY		- - /2019175917	6/7/2019	$6,737.00	2019/2019	Loss
34022	7/27/2021			BIRCHMEIER & POWELL LLC			$12,230.61		
			BODILY INJURY [Expired]		- - /2019176632	4/1/2019	$4,127.50	2019/2019	Legal
			BODILY INJURY [Expired]		- - /2019164294	12/25/2018	$943.50	2018/2018	Legal
			BODILY INJURY [Expired]		- - /2019162218	10/6/2018	$2,772.00	2018/2018	Legal
			BODILY INJURY [Expired]		- - /2019155036	8/29/2018	$2,242.61	2018/2018	Legal
			BODILY INJURY [Expired]		- - /2018108076	7/14/2017	$2,145.00	2017/2017	Legal
34023	7/27/2021		INDEMNITY	State of New Jersey - Div of Worker's Comp	- - /2021224070	12/17/2020	$0.69	2020/2020	Expense
34024	7/27/2021		INDEMNITY	ATLANTIC SECURITY INT'L	- - /2021210126	7/7/2020	$1,390.00	2020/2020	Expense
34025	7/27/2021			LEO PETETTI LLC			$984.00		
			COMPREHENSIVE		- - /2022242659	7/3/2021	$599.00	2021/2021	Expense
			1ST PARTY COLL PD		- - /2021237425	5/11/2021	$55.00	2021/2021	Expense

AJF-ATL.JOINT INS.FUND

Check Register Report

Bank Account : ALL

Processed Date: Jul 1, 2021 - Jul 31, 2021
Instance Type: All
Coverage : All ,Claimant Type: All

Check Number	Check Date		Claimant (Case) Type	Payee Name	QL File / Claim Number	Loss Date	Payment Amount	Policy Year	Exp./Legal
			COMPREHENSIVE		- - /2021237124	5/7/2021	$165.00	2021/2021	Expense
			1ST PARTY COLL PD		- - /2021224299	12/18/2020	$165.00	2020/2020	Expense
34026	7/27/2021			ARVIND BALIGA, MD			$1,200.00		
			INDEMNITY		- - /2021220670	11/17/2020	$600.00	2020/2020	Loss
			INDEMNITY		- - /2019175917	6/7/2019	$300.00	2019/2019	Expense
			INDEMNITY		- - /2019175917	6/7/2019	$300.00	2019/2019	Loss
34027	7/27/2021			AFFANATO MARUT LLC			$1,845.50		
			INDEMNITY		- - /2021229039	2/6/2021	$253.50	2021/2021	Legal
			INDEMNITY		- - /2020180504	8/2/2019	$217.00	2019/2019	Legal
			INDEMNITY		- - /2019153101	9/14/2018	$140.00	2018/2018	Legal
			INDEMNITY		- - /2018150142	6/11/2018	$151.50	2018/2018	Legal
			INDEMNITY		MLT-2018111450/ 2018111456	8/30/2017	$495.50	2017/2017	Legal
			INDEMNITY		- - /2018113608	7/3/2017	$588.00	2017/2017	Legal
34028	7/27/2021		INLAND MARINE	TAYLOR DARIN CLAIM SERVICE	- - /2022242609	7/6/2021	$900.00	2021/2021	Expense
34029	7/27/2021		INDEMNITY	ORTHOPAEDICS NEW JERSEY	- - /2021229484	2/10/2021	$1,500.00	2021/2021	Loss
34030	7/27/2021			PIETRAS SARACINO SMITH & MEEK			$5,534.50		
			INDEMNITY		MLT-2021228009/ 2021228009	1/29/2021	$664.50	2021/2021	Legal
			INDEMNITY		- - /2021220670	11/17/2020	$738.50	2020/2020	Legal
			INDEMNITY		- - /2020206500	6/1/2020	$82.50	2020/2020	Legal
			INDEMNITY		- - /2020187019	10/11/2019	$705.00	2019/2019	Legal
			INDEMNITY		- - /2020182327	8/27/2019	$968.50	2019/2019	Legal
			INDEMNITY		- - /2019175917	6/7/2019	$652.50	2019/2019	Legal
			INDEMNITY		- - /2019172810	5/4/2019	$589.50	2019/2019	Legal
			INDEMNITY		- - /2019157935	11/7/2018	$811.50	2018/2018	Legal
			INDEMNITY		- - /2017100760	4/24/2017	$322.00	2017/2017	Legal
34031	7/27/2021		MEDICAL ONLY	QUAL-LYNX	MLT-2021209456/	7/8/2020	$48.75	2020/2020	Expense

AJF-ATL.JOINT INS.FUND

Check Register Report

Bank Account : ALL

Processed Date: Jul 1, 2021 - Jul 31, 2021
Instance Type: All
Coverage : All ,Claimant Type: All

Check Number	Check Date		Claimant (Case) Type	Payee Name	QL File / Claim Number	Loss Date	Payment Amount	Policy Year	Exp./Legal
					2021209553				
34032	7/27/2021		MEDICAL ONLY	QUAL-LYNX	MLT-2021209456/ 2021209456	7/8/2020	$72.58	2020/2020	Expense
34033	7/27/2021		INDEMNITY	QUAL-LYNX	MLT-2021209456/ 2021209539	7/8/2020	$95.33	2020/2020	Expense
34034	7/27/2021		MEDICAL ONLY	QUAL-LYNX	MLT-2020205887/ 2020205924	5/22/2020	$107.25	2020/2020	Expense
34035	7/27/2021		INDEMNITY	QUAL-LYNX	MLT-2020207627/ 2020207718	6/14/2020	$228.58	2020/2020	Expense
34036	7/27/2021		MEDICAL ONLY	QUAL-LYNX	MLT-2021208870/ 2021208870	6/29/2020	$63.92	2020/2020	Expense
34037	7/27/2021		MEDICAL ONLY	QUAL-LYNX	MLT-2021209152/ 2021209152	7/6/2020	$62.83	2020/2020	Expense
34038	7/27/2021		MEDICAL ONLY	QUAL-LYNX	MLT-2021216715/ 2021216715	10/5/2020	$289.25	2020/2020	Expense
34039	7/27/2021		MEDICAL ONLY	QUAL-LYNX	MLT-2021216715/ 2021216717	10/5/2020	$217.75	2020/2020	Expense
34040	7/27/2021		INDEMNITY	QUAL-LYNX	MLT-2021216347/ 2021217469	10/13/2020	$390.00	2020/2020	Expense
34041	7/27/2021		MEDICAL ONLY	QUAL-LYNX	MLT-2021219669/ 2021219952	11/6/2020	$34.67	2020/2020	Expense
34042	7/27/2021		INDEMNITY	QUAL-LYNX	MLT-2021221897/ 2021221989	11/18/2020	$40.08	2020/2020	Expense
34043	7/27/2021		MEDICAL ONLY	QUAL-LYNX	MLT-2021225820/ 2021225835	1/5/2021	$99.67	2021/2021	Expense
34044	7/27/2021		MEDICAL ONLY	QUAL-LYNX	MLT-2021224052/ 2021224099	12/21/2020	$76.92	2020/2020	Expense
34045	7/27/2021		INDEMNITY	QUAL-LYNX	MLT-2021224896/ 2021224916	12/29/2020	$191.75	2020/2020	Expense
34046	7/27/2021		MEDICAL ONLY	QUAL-LYNX	MLT-2021234257/ 2021234257	4/3/2021	$76.92	2021/2021	Expense
34047	7/27/2021		MEDICAL ONLY	QUAL-LYNX	MLT-2021228527/ 2021228659	2/2/2021	$60.67	2021/2021	Expense
34048	7/27/2021		INDEMNITY	QUAL-LYNX	MLT-2021234304/ 2021234310	4/3/2021	$359.67	2021/2021	Expense
34049	7/27/2021		MEDICAL ONLY	QUAL-LYNX	MLT-2021228527/ 2021228653	2/2/2021	$68.25	2021/2021	Expense
34050	7/27/2021		INDEMNITY	Pleasantville City	- - /2022242261	7/3/2021	$1,938.00	2021/2021	Loss
34051	7/27/2021		INDEMNITY	PLEASANTVILLE CITY	MLT-2021234257/ 2021234267	4/3/2021	$1,561.72	2021/2021	Loss
34052	7/27/2021		INDEMNITY	WILDWOOD CITY	- - /2021240346	6/9/2021	$2,184.00	2021/2021	Loss
34053	7/27/2021		INDEMNITY	Williams, Jace	- - /2021238830	5/27/2021	$695.10	2021/2021	Loss

AJF-ATL.JOINT INS.FUND

Check Register Report

Bank Account : ALL

Processed Date: Jul 1, 2021 - Jul 31, 2021
Instance Type: All
Coverage : All ,Claimant Type: All

Check Number	Check Date		Claimant (Case) Type	Payee Name	QL File / Claim Number	Loss Date	Payment Amount	Policy Year	Exp./Legal
34054	7/27/2021		INDEMNITY	GALLOWAY TOWNSHIP	MLT-2021226671/ 2021226675	1/16/2021	$1,938.00	2021/2021	Loss
34055	7/27/2021		INDEMNITY	VENTNOR CITY	- - /2022242233	7/5/2021	$1,122.62	2021/2021	Loss
34056	7/27/2021		INDEMNITY	VENTNOR CITY	- - /2022242233	7/5/2021	$1,122.62	2021/2021	Loss
34057	7/27/2021		INDEMNITY	NORTHFIELD CITY	- - /2021234007	3/31/2021	$1,938.00	2021/2021	Loss
34058	7/27/2021		INDEMNITY	OCEAN CITY	- - /2022242329	7/5/2021	$1,458.80	2021/2021	Loss
34059	7/27/2021		INDEMNITY	OCEAN CITY	- - /2021221883	11/26/2020	$1,890.00	2020/2020	Loss
34060	7/27/2021			NEW JERSEY IME ASSOCIATES LLC			$2,000.00		
			INDEMNITY		- - /2021215444	9/22/2020	$800.00	2020/2020	Expense
			INDEMNITY		- - /2018143668	5/21/2018	$800.00	2018/2018	Expense
			INDEMNITY		- - /2017100760	4/24/2017	$400.00	2017/2017	Expense
34061	7/27/2021		INDEMNITY	DAVID GLASSFORD	- - /2018130564	4/9/2018	$549.20	2018/2018	Loss
34062	7/27/2021		INDEMNITY	Christopher DeVito	- - /2021214232	9/8/2020	$1,890.00	2020/2020	Loss
34063	7/27/2021		INDEMNITY	Richard Hudson	- - /2021229484	2/10/2021	$1,938.00	2021/2021	Loss
34064	7/27/2021		INDEMNITY	Jamal Sharif	- - /2019168296	3/12/2019	$1,085.32	2019/2019	Loss
34065	7/27/2021		INDEMNITY	Girard Tell	MLT-2020190832/ 2020190832	11/15/2019	$1,842.00	2019/2019	Loss
34066	7/27/2021		INDEMNITY	Donald Clark	- - /2020183913	9/13/2019	$1,037.48	2019/2019	Loss
34067	7/27/2021		INDEMNITY	Eileen Casey	- - /2019166800	2/19/2019	$1,061.60	2019/2019	Loss
34068	7/27/2021		INDEMNITY	Alexandria Falivene	- - /2020181183	7/9/2019	$1,842.00	2019/2019	Loss
34069	7/27/2021		INDEMNITY	Matthew Jackson	- - /2019155835	10/15/2018	$1,098.40	2018/2018	Loss
34070	7/27/2021		INDEMNITY	Kirk Rohrer	- - /2020187256	10/16/2019	$1,042.84	2019/2019	Loss
34071	7/27/2021		3RD PARTY PD	Suzanne Keim	- - /2021240873	6/16/2021	$500.00	2021/2021	Loss
34072	7/27/2021		3RD PARTY PD	Thomas Hatch	- - /2021241245	6/7/2021	$2,439.27	2021/2021	Loss
34073	7/27/2021		INDEMNITY	Travis Cooper	- - /2020198319	2/19/2020	$1,008.00	2020/2020	Loss
34074	7/27/2021		INDEMNITY	Mark Porter	- - /2020186860	10/14/2019	$1,120.16	2019/2019	Loss
34075	7/27/2021		INDEMNITY	Christopher Robell	MLT-2019163330/ 2019163330	1/17/2019	$1,720.00	2019/2019	Loss
34076	7/27/2021		INDEMNITY	Paul McLaughlin	- - /2021220670	11/17/2020	$4,375.00	2020/2020	Loss
34077	7/27/2021		INDEMNITY	Christopher Russ	MLT-2020195338/ 2020195343	1/23/2020	$1,065.60	2020/2020	Loss
34078	7/27/2021		INDEMNITY	Keith Palek	- - /2019160731	12/7/2018	$1,098.40	2018/2018	Loss
34079	7/27/2021		INDEMNITY	WILLIAM NULL,	- - /2018129801	3/27/2018	$1,684.00	2018/2018	Loss
34080	7/27/2021		INDEMNITY	WILLIAM WARD	- - /2017093198	1/18/2017	$2,152.00	2017/2017	Loss
34081	7/27/2021		INDEMNITY	CHARLES MACKINTOSH	- - /2018115566	10/14/2017	$2,628.00	2017/2017	Loss
34082	7/27/2021		COMPREHENSIVE	OCEAN CITY	- - /2021239318	5/29/2021	$26,293.26	2021/2021	Loss

AJF-ATL.JOINT INS.FUND

Check Register Report

Bank Account : ALL

Processed Date: Jul 1, 2021 - Jul 31, 2021
Instance Type: All
Coverage : All ,Claimant Type: All

Check Number	Check Date		Claimant (Case) Type	Payee Name	QL File / Claim Number	Loss Date	Payment Amount	Policy Year	Exp./Legal
34083	7/27/2021		COMPREHENSIVE	AVALON BOROUGH	- - /2022242659	7/3/2021	$2,426.00	2021/2021	Loss
34084	7/27/2021		INLAND MARINE	WILDWOOD CREST BOROUGH	- - /2022242609	7/6/2021	$1,450.00	2021/2021	Loss
34085	7/27/2021		BLDG/CONTENT	MILLVILLE CITY	- - /2021241022	6/9/2021	$24,000.00	2021/2021	Loss
34086	7/27/2021		INDEMNITY	COASTAL SPINE, PC.	- - /2021233791	3/26/2021	$83.27	2021/2021	Loss
34087	7/27/2021			ATLANTICARE URGENT CARE & OCCUPATIONAL HEALTH			$3,546.70		
			INDEMNITY		- - /2021238446	5/23/2021	$205.54	2021/2021	Loss
			MEDICAL ONLY		- - /2021238334	5/22/2021	$325.07	2021/2021	Loss
			MEDICAL ONLY		- - /2021237881	5/15/2021	$317.30	2021/2021	Loss
			INDEMNITY		- - /2021237514	5/11/2021	$205.54	2021/2021	Loss
			MEDICAL ONLY		- - /2021237753	5/7/2021	$102.77	2021/2021	Loss
			INDEMNITY		- - /2021236806	5/4/2021	$233.00	2021/2021	Loss
			MEDICAL ONLY		- - /2021234332	4/5/2021	$102.77	2021/2021	Loss
			MEDICAL ONLY		MLT-2021226671/ 2021226671	1/16/2021	$102.77	2021/2021	Loss
			MEDICAL ONLY		- - /2021226717	1/15/2021	$205.54	2021/2021	Loss
			MEDICAL ONLY		- - /2021225876	1/11/2021	$153.41	2021/2021	Loss
			INDEMNITY		- - /2021218482	10/22/2020	$102.77	2020/2020	Loss
			MEDICAL ONLY		- - /2021214442	9/1/2020	$201.48	2020/2020	Loss
			INDEMNITY		- - /2021212590	8/18/2020	$102.77	2020/2020	Loss
			MEDICAL ONLY		- - /2021212376	8/16/2020	$102.77	2020/2020	Loss
			INDEMNITY		MLT-2021211664/ 2021211670	8/6/2020	$153.41	2020/2020	Loss
			MEDICAL ONLY		- - /2021208751	6/27/2020	$102.77	2020/2020	Loss
			MEDICAL ONLY		- - /2020207456	6/12/2020	$102.77	2020/2020	Loss
			MEDICAL ONLY		- - /2020207204	6/9/2020	$102.77	2020/2020	Loss
			MEDICAL ONLY		- - /2020203726	4/23/2020	$102.77	2020/2020	Loss
			MEDICAL ONLY		MLT-2020198476/ 2020198476	2/27/2020	$207.09	2020/2020	Loss

AJF-ATL.JOINT INS.FUND

Check Register Report

Bank Account : ALL

Processed Date: Jul 1, 2021 - Jul 31, 2021
Instance Type: All
Coverage : All ,Claimant Type: All

Check Number	Check Date		Claimant (Case) Type	Payee Name	QL File / Claim Number	Loss Date	Payment Amount	Policy Year	Exp./Legal
			MEDICAL ONLY		- - /2020197634	2/18/2020	$106.08	2020/2020	Loss
			MEDICAL ONLY		- - /2020191993	12/10/2019	$102.77	2019/2019	Loss
			MEDICAL ONLY		- - /2020186876	10/14/2019	$102.77	2019/2019	Loss
34088	7/27/2021			IVY REHAB NETWORK, INC			$664.00		
			MEDICAL ONLY		- - /2021241957	6/30/2021	$175.00	2021/2021	Loss
			INDEMNITY		- - /2021237286	5/9/2021	$170.00	2021/2021	Loss
			INDEMNITY		- - /2021228131	1/26/2021	$319.00	2021/2021	Loss
34089	7/27/2021		INDEMNITY	RANCOCAS ANESTHESIOLOGY PA	- - /2021234875	4/9/2021	$1,992.87	2021/2021	Loss
34090	7/27/2021			STRIVE PHYSICAL THERAPY AND SPORTS REHABILITATION LLC			$960.00		
			INDEMNITY		- - /2021238446	5/23/2021	$160.00	2021/2021	Loss
			INDEMNITY		- - /2021238003	5/17/2021	$240.00	2021/2021	Loss
			INDEMNITY		- - /2021236934	5/4/2021	$320.00	2021/2021	Loss
			INDEMNITY		- - /2021214232	9/8/2020	$160.00	2020/2020	Loss
			INDEMNITY		- - /2020181183	7/9/2019	$80.00	2019/2019	Loss
34091	7/27/2021		INDEMNITY	ARMC ANESTHESIOLOGISTS	- - /2021229819	2/15/2021	$1,188.00	2021/2021	Loss
34092	7/27/2021			SHORE MEDICAL CENTER			$2,584.35		
			MEDICAL ONLY		- - /2021231063	2/17/2021	$1,760.40	2021/2021	Loss
			INDEMNITY		MLT-2021226671/ 2021226675	1/16/2021	$823.95	2021/2021	Loss
34093	7/27/2021			CAPE REGIONAL MEDICAL CENTER			$4,212.00		
			MEDICAL ONLY		- - /2021241833	6/25/2021	$1,404.00	2021/2021	Loss
			MEDICAL ONLY		- - /2021241226	6/20/2021	$1,404.00	2021/2021	Loss
			MEDICAL ONLY		- - /2021241401	6/18/2021	$1,404.00	2021/2021	Loss
34094	7/27/2021		INDEMNITY	NEW JERSEY HEALTHCARE SPECIALISTS PC	- - /2021225899	1/11/2021	$1,618.50	2021/2021	Loss
34095	7/27/2021		INDEMNITY	MID-ATLANTIC ANESTHESIA ASSOCIATES PA	- - /2021233791	3/26/2021	$840.00	2021/2021	Loss
34096	7/27/2021			TWIN BORO PHYSICAL THERAPY			$1,360.00		
			MEDICAL ONLY		- - /2022242712	7/12/2021	$80.00	2021/2021	Loss
			INDEMNITY		- - /2021240186	6/8/2021	$80.00	2021/2021	Loss

AJF-ATL.JOINT INS.FUND

Check Register Report

Bank Account : ALL

Processed Date: Jul 1, 2021 - Jul 31, 2021
Instance Type: All
Coverage : All ,Claimant Type: All

Check Number	Check Date		Claimant (Case) Type	Payee Name	QL File / Claim Number	Loss Date	Payment Amount	Policy Year	Exp./Legal
			INDEMNITY		- - /2021237448	5/11/2021	$80.00	2021/2021	Loss
			MEDICAL ONLY		- - /2021234700	4/9/2021	$240.00	2021/2021	Loss
			INDEMNITY		- - /2021234007	3/31/2021	$160.00	2021/2021	Loss
			INDEMNITY		- - /2021232192	3/10/2021	$80.00	2021/2021	Loss
			INDEMNITY		MLT-2021226671/ 2021226675	1/16/2021	$240.00	2021/2021	Loss
			INDEMNITY		MLT-2021215990/ 2021215991	9/28/2020	$320.00	2020/2020	Loss
			INDEMNITY		- - /2017103741	5/26/2017	$80.00	2017/2017	Loss
34097	7/27/2021			CAPE MAY COURT HOUSE ASSOCIATES IN RADIOLOGY			$200.32		
			INDEMNITY		- - /2021238830	5/27/2021	$140.94	2021/2021	Loss
			MEDICAL ONLY		- - /2021235698	4/21/2021	$59.38	2021/2021	Loss
34098	7/27/2021		INDEMNITY	KINEMATIC CONSULTANTS, INC.	MLT-2021219674/ 2021219674	11/8/2020	$720.00	2020/2020	Loss
34099	7/27/2021			ONE CALL CARE DIAGNOSTICS			$2,645.00		
			INDEMNITY		- - /2021237523	5/11/2021	$1,075.00	2021/2021	Loss
			INDEMNITY		- - /2021237448	5/11/2021	$485.00	2021/2021	Loss
			INDEMNITY		- - /2021237514	5/11/2021	$485.00	2021/2021	Loss
			INDEMNITY		- - /2021223057	12/9/2020	$600.00	2020/2020	Loss
34100	7/27/2021		INDEMNITY	ATLANTICARE CLINICAL LABORATORY	- - /2021229819	2/15/2021	$45.23	2021/2021	Loss
34101	7/27/2021		INDEMNITY	PROFESSIONAL PAIN MANAGEMENT ASSOC	- - /2020181716	8/20/2019	$1,966.16	2019/2019	Loss
34102	7/27/2021			MATTHEW J PITERA MD PA			$900.00		
			INDEMNITY		MLT-2021211664/ 2021211667	8/6/2020	$450.00	2020/2020	Loss
			INDEMNITY		MLT-2021211664/ 2021211670	8/6/2020	$450.00	2020/2020	Loss
34103	7/27/2021			ATLANTICARE SURGERY CENTER EHT			$1,823.12		
			INDEMNITY		- - /2021234007	3/31/2021	$911.56	2021/2021	Loss
			MEDICAL ONLY		- - /2021229497	2/10/2021	$911.56	2021/2021	Loss

AJF-ATL.JOINT INS.FUND

Check Register Report

Bank Account : ALL

Processed Date: Jul 1, 2021 - Jul 31, 2021
Instance Type: All
Coverage : All ,Claimant Type: All

Check Number	Check Date		Claimant (Case) Type	Payee Name	QL File / Claim Number	Loss Date	Payment Amount	Policy Year	Exp./Legal
34104	7/27/2021		INDEMNITY	CENTENNIAL SURGERY CENTER LLC	- - /2021233791	3/26/2021	$4,215.00	2021/2021	Loss
34105	7/27/2021		INDEMNITY	COASTAL PHYSICIANS & SURGEONS, P.C.	- - /2021233791	3/26/2021	$378.58	2021/2021	Loss
34106	7/27/2021		INDEMNITY	VIPIN K. GUPTA MD	MLT-2021214239/ 2021214267	8/17/2020	$180.29	2020/2020	Loss
34107	7/27/2021		INDEMNITY	ROTHMAN ORTHOPAEDICS	- - /2021214232	9/8/2020	$92.00	2020/2020	Loss
34108	7/27/2021		MEDICAL ONLY	ACCENT HEAD AND NECK GROUP, PA	- - /2021235698	4/21/2021	$233.01	2021/2021	Loss
34109	7/27/2021		INDEMNITY	SHORE AMBULATORY SURGICAL CTR, LLC	- - /2021237523	5/11/2021	$6,741.50	2021/2021	Loss
34110	7/27/2021			NovaCare Rehabilitation			$2,766.60		
			INDEMNITY		- - /2021235601	4/20/2021	$490.00	2021/2021	Loss
			INDEMNITY		- - /2021229819	2/15/2021	$1,982.60	2021/2021	Loss
			INDEMNITY		- - /2021211338	8/4/2020	$98.00	2020/2020	Loss
			INDEMNITY		MLT-2017093365/ 2017093366	1/27/2017	$196.00	2017/2017	Loss
34111	7/27/2021			CAPE REGIONAL URGENT CARE			$1,244.73		
			MEDICAL ONLY		- - /2022242716	7/10/2021	$155.37	2021/2021	Loss
			MEDICAL ONLY		- - /2022242474	7/8/2021	$111.00	2021/2021	Loss
			MEDICAL ONLY		- - /2022242251	7/3/2021	$144.47	2021/2021	Loss
			MEDICAL ONLY		- - /2022242589	7/3/2021	$207.35	2021/2021	Loss
			MEDICAL ONLY		- - /2021241709	6/26/2021	$193.91	2021/2021	Loss
			MEDICAL ONLY		- - /2021241833	6/25/2021	$119.36	2021/2021	Loss
			MEDICAL ONLY		- - /2021241081	6/16/2021	$119.36	2021/2021	Loss
			MEDICAL ONLY		- - /2021239049	6/1/2021	$193.91	2021/2021	Loss
34112	7/27/2021		INDEMNITY	PREMIER ORTHOPAEDIC & SPORTS MEDICINE ASSOCIATES OF SNJ LLC	- - /2021235601	4/20/2021	$2,534.45	2021/2021	Loss
34113	7/27/2021			CAPE PHYSICAL THERAPY LLC			$318.00		
			MEDICAL ONLY		- - /2021235698	4/21/2021	$210.00	2021/2021	Loss
			INDEMNITY		- - /2021221883	11/26/2020	$108.00	2020/2020	Loss
34114	7/27/2021		INDEMNITY	THE FRANKEL ORTHOPEDICS AND SPORTS	- - /2021237448	5/11/2021	$322.80	2021/2021	Loss
34115	7/27/2021			PREMIER ORTHO ASSOCSURG			$25,515.00		
			INDEMNITY		- - /2021237286	5/9/2021	$12,317.50	2021/2021	Loss

AJF-ATL.JOINT INS.FUND

Check Register Report

Bank Account : ALL

Processed Date: Jul 1, 2021 - Jul 31, 2021
Instance Type: All
Coverage : All ,Claimant Type: All

Check Number	Check Date		Claimant (Case) Type	Payee Name	QL File / Claim Number	Loss Date	Payment Amount	Policy Year	Exp./Legal
			INDEMNITY		- - /2021234875	4/9/2021	$13,197.50	2021/2021	Loss
34116	7/27/2021		INDEMNITY	ALIGN DIRECT BILL LLC	- - /2020208339	6/24/2020	$95.00	2020/2020	Loss
34117	7/27/2021		INDEMNITY	ATLANTICARE REGIONAL MEDICAL CENTER	- - /2020181183	7/9/2019	$33,117.52	2019/2019	Loss
34118	7/27/2021			HOME CARE CONNECT LLC			$1,036.34		
			INDEMNITY		- - /2021234875	4/9/2021	$700.80	2021/2021	Loss
			INDEMNITY		- - /2021229484	2/10/2021	$335.54	2021/2021	Loss
34119	7/27/2021		INDEMNITY	NEUROSURGICAL AND SPINE SPECIALIST LLC	- - /2021233791	3/26/2021	$1,128.15	2021/2021	Loss
34120	7/27/2021			myMATRIXX			$384.96		
			INDEMNITY		- - /2022242329	7/5/2021	$11.31	2021/2021	Loss
			INDEMNITY		MLT-2021211664/ 2021211667	8/6/2020	$58.59	2020/2020	Loss
			INDEMNITY		MLT-2021211664/ 2021211664	8/6/2020	$58.59	2020/2020	Loss
			INDEMNITY		MLT-2021211664/ 2021211670	8/6/2020	$187.60	2020/2020	Loss
			INDEMNITY		MLT-2021211664/ 2021211669	8/6/2020	$68.87	2020/2020	Loss
34121	7/27/2021			ORTHOPAEDICS NEW JERSEY, LLC			$7,552.37		
			MEDICAL ONLY		- - /2022242474	7/8/2021	$276.82	2021/2021	Loss
			MEDICAL ONLY		- - /2022242506	7/8/2021	$295.80	2021/2021	Loss
			MEDICAL ONLY		- - /2022242268	7/6/2021	$334.73	2021/2021	Loss
			INDEMNITY		- - /2022242233	7/5/2021	$337.45	2021/2021	Loss
			INDEMNITY		- - /2021241955	6/26/2021	$85.32	2021/2021	Loss
			MEDICAL ONLY		- - /2021241476	6/22/2021	$125.59	2021/2021	Loss
			INDEMNITY		- - /2021240599	6/14/2021	$125.59	2021/2021	Loss
			INDEMNITY		- - /2021240346	6/9/2021	$581.69	2021/2021	Loss
			MEDICAL ONLY		- - /2021239928	6/8/2021	$125.59	2021/2021	Loss
			INDEMNITY		- - /2021239771	6/3/2021	$184.37	2021/2021	Loss
			INDEMNITY		- - /2021238466	5/19/2021	$125.59	2021/2021	Loss

AJF-ATL.JOINT INS.FUND

Check Register Report

Bank Account : ALL

Processed Date: Jul 1, 2021 - Jul 31, 2021
Instance Type: All
Coverage : All ,Claimant Type: All

Check Number	Check Date		Claimant (Case) Type	Payee Name	QL File / Claim Number	Loss Date	Payment Amount	Policy Year	Exp./Legal
			INDEMNITY		- - /2021238064	5/17/2021	$125.59	2021/2021	Loss
			INDEMNITY		- - /2021237523	5/11/2021	$3,703.52	2021/2021	Loss
			MEDICAL ONLY		- - /2021237155	5/7/2021	$164.94	2021/2021	Loss
			INDEMNITY		- - /2021236934	5/4/2021	$125.59	2021/2021	Loss
			MEDICAL ONLY		- - /2021236200	4/27/2021	$125.59	2021/2021	Loss
			MEDICAL ONLY		- - /2021234332	4/5/2021	$125.59	2021/2021	Loss
			INDEMNITY		- - /2021229819	2/15/2021	$331.83	2021/2021	Loss
			INDEMNITY		MLT-2021226671/ 2021226675	1/16/2021	$125.59	2021/2021	Loss
			INDEMNITY		- - /2021221883	11/26/2020	$125.59	2020/2020	Loss
34122	7/27/2021			ORTHOPAEDICS NEW JERSEY			$409.66		
			INDEMNITY		- - /2021229819	2/15/2021	$82.86	2021/2021	Loss
			INDEMNITY		MLT-2021228109/ 2021229119	1/30/2021	$82.86	2021/2021	Loss
			INDEMNITY		MLT-2021219674/ 2021219674	11/8/2020	$121.97	2020/2020	Loss
			INDEMNITY		- - /2021218482	10/22/2020	$121.97	2020/2020	Loss
34123	7/27/2021			QUALCARE INC			$8,670.00		
			MEDICAL ONLY		- - /2022243651	7/23/2021	$510.00	2021/2021	Loss
			MEDICAL ONLY		- - /2022243722	7/23/2021	$510.00	2021/2021	Loss
			MEDICAL ONLY		- - /2022243674	7/22/2021	$510.00	2021/2021	Loss
			MEDICAL ONLY		- - /2022243624	7/22/2021	$510.00	2021/2021	Loss
			MEDICAL ONLY		- - /2022243503	7/20/2021	$510.00	2021/2021	Loss
			MEDICAL ONLY		- - /2022243349	7/20/2021	$510.00	2021/2021	Loss
			MEDICAL ONLY		- - /2022243511	7/19/2021	$510.00	2021/2021	Loss
			MEDICAL ONLY		- - /2022243236	7/19/2021	$510.00	2021/2021	Loss
			MEDICAL ONLY		- - /2022243217	7/17/2021	$510.00	2021/2021	Loss

AJF-ATL.JOINT INS.FUND

Check Register Report

Bank Account : ALL

Processed Date: Jul 1, 2021 - Jul 31, 2021
Instance Type: All
Coverage : All ,Claimant Type: All

Check Number	Check Date		Claimant (Case) Type	Payee Name	QL File / Claim Number	Loss Date	Payment Amount	Policy Year	Exp./Legal
			MEDICAL ONLY		MLT-2022243231/ 2022243231	7/17/2021	$510.00	2021/2021	Loss
			MEDICAL ONLY		MLT-2022243231/ 2022243248	7/17/2021	$510.00	2021/2021	Loss
			MEDICAL ONLY		- - /2022243267	7/17/2021	$510.00	2021/2021	Loss
			MEDICAL ONLY		MLT-2022243231/ 2022243522	7/17/2021	$510.00	2021/2021	Loss
			INDEMNITY		- - /2022243189	7/15/2021	$510.00	2021/2021	Loss
			MEDICAL ONLY		- - /2022243121	7/15/2021	$510.00	2021/2021	Loss
			MEDICAL ONLY		- - /2022243515	7/15/2021	$510.00	2021/2021	Loss
			MEDICAL ONLY		- - /2022242855	7/7/2021	$510.00	2021/2021	Loss
	Total for AJF-ATL.JOINT INS.FUND		**$812,274.15**		**Total for AJF-ATL.JOINT INS.FUND**				**$812,274.15**

Number of Checks:	**979**	**First Check Number:**	**33145**
Number of Payments:	1,580	**Last Check Number:**	34123
Expense Payments:	$104,088.26		
Legal Payments:	$88,052.56		
Loss Payments:	$620,133.33		

Check Register

Insurer: AJF-ATL.JOINT INS.FUND

Bank Account: ATLANTIC CNTY JIF IV

Claim Number	Claimant Name	Claimant Type	DOL	Insured Name	Transaction Type	Payment Amount	Policy Period	Payment Type
Check Number: 34124	**Check Date: 08/03/2021**		**Payee Name: RALPH G. CATALDO, DO, PA**					
2019169546		INDEMNITY	06/01/2017	PLEASANTVILLE CITY	I-ASSESSMENT-W.C. IND	$600.00	2017-2017	Loss
					Check Amount:	**$600.00**		
Check Number: 34125	**Check Date: 08/03/2021**		**Payee Name: STATE SHORTHAND REPORTING SERVICE**					
2019169546		INDEMNITY	06/01/2017	PLEASANTVILLE CITY	E-MISC LEGAL EXPENSE WC	$75.00	2017-2017	Expense
					Check Amount:	**$75.00**		
Check Number: 34126	**Check Date: 08/03/2021**		**Payee Name: MRO CORPORATION**					
2019150387		BODILY INJURY	07/18/2018	UPPER TOWNSHIP	E-MISC ALL OTHER GL	$41.33	2018-2018	Expense
					Check Amount:	**$41.33**		
Check Number: 34127	**Check Date: 08/03/2021**		**Payee Name: SOUTH JERSEY PHYSICIAN ASSOCS**					
2019166665		INDEMNITY	02/22/2019	OCEAN CITY	E-ALLOCATED MED EXAM WC	$700.00	2019-2019	Expense
2020188304		INDEMNITY	10/23/2019	PLEASANTVILLE CITY	M-IND MED EXAMS WC	$700.00	2019-2019	Loss
					Check Amount:	**$1,400.00**		
Check Number: 34128	**Check Date: 08/03/2021**		**Payee Name: THOMAS DWYER MD**					
2019153495		INDEMNITY	09/21/2018	EGG HARBOR TOWNSHIP	M-IND MED EXAMS WC	$900.00	2018-2018	Loss
					Check Amount:	**$900.00**		
Check Number: 34129	**Check Date: 08/03/2021**		**Payee Name: I C U INVESTIGATIONS INC**					
2021240346		INDEMNITY	06/09/2021	WILDWOOD CITY	E-MISC ALL OTHER WC	$134.80	2021-2021	Expense
2021214302		INDEMNITY	09/10/2020	VENTNOR CITY	E-INDEP ADJUSTOR WC	$400.00	2020-2020	Expense
					Check Amount:	**$534.80**		
Check Number: 34130	**Check Date: 08/03/2021**		**Payee Name: BIRCHMEIER & POWELL LLC**					
2017104871		BODILY INJURY	02/08/2017	OCEAN CITY	L-LEGAL AL	$9,010.95	2017-2017	Legal
2021213254		POLICE PROF BI	07/12/2020	WILDWOOD CITY	L-LEGAL GL	$3,498.00	2020-2020	Legal
					Check Amount:	**$12,508.95**		
Check Number: 34131	**Check Date: 08/03/2021**		**Payee Name: State of New Jersey - Div of Worker's Comp**					
2021223057		INDEMNITY	12/09/2020	CAPE MAY CITY	E-MISC ALL OTHER WC	$3.94	2020-2020	Expense
					Check Amount:	**$3.94**		
Check Number: 34132	**Check Date: 08/03/2021**		**Payee Name: ATLANTIC SECURITY INT'L**					
2019161927		INDEMNITY	12/31/2018	SOMERS POINT CITY	E-SUBROGATION EXPENSE WC	$150.75	2018-2018	Expense
2019161926		MEDICAL ONLY	12/31/2018	SOMERS POINT CITY	E-SUBROGATION EXPENSE WC	$150.75	2018-2018	Expense

Check Register

Insurer: AJF-ATL.JOINT INS.FUND

Bank Account: ATLANTIC CNTY JIF IV

Claim Number	Claimant Name	Claimant Type	DOL	Insured Name	Transaction Type	Payment Amount	Policy Period	Payment Type
					Check Amount:	**$301.50**		
Check Number: 34133	**Check Date: 08/03/2021**			**Payee Name: JENNIFER KELLY PHD LLC**				
2020190832		INDEMNITY	11/15/2019	PLEASANTVILLE CITY	M-PHYSICIAN FEES	$400.00	2019-2019	Loss
					Check Amount:	**$400.00**		
Check Number: 34134	**Check Date: 08/03/2021**			**Payee Name: LEO PETETTI LLC**				
2022243907		1ST PARTY COLL PD	07/26/2021	MILLVILLE CITY	E-APPRAISERS PR	$165.00	2021-2021	Expense
2022242300		1ST PARTY COLL PD	07/03/2021	NORTHFIELD CITY	E-APPRAISERS PR	$425.00	2021-2021	Expense
					Check Amount:	**$590.00**		
Check Number: 34135	**Check Date: 08/03/2021**			**Payee Name: DAVID S DEWEESE**				
2021238507		PUB OFF PI	04/05/2021	STONE HARBOR BOROUGH	L-LEGAL GL	$750.00	2021-2021	Legal
					Check Amount:	**$750.00**		
Check Number: 34136	**Check Date: 08/03/2021**			**Payee Name: NEW JERSEY IME ASSOCIATES LLC**				
2021209338		INDEMNITY	07/08/2020	GALLOWAY TOWNSHIP	M-IND MED EXAMS WC	$800.00	2020-2020	Loss
					Check Amount:	**$800.00**		
Check Number: 34137	**Check Date: 08/03/2021**			**Payee Name: THE DEWEESE LAW FIRM**				
2020180620		INDEMNITY	08/02/2019	SOMERS POINT CITY	E-SUBROGATION EXPENSE WC	$150.00	2019-2019	Expense
					Check Amount:	**$150.00**		
Check Number: 34138	**Check Date: 08/03/2021**			**Payee Name: AFFANATO MARUT LLC**				
2020181397		INDEMNITY	08/07/2019	EGG HARBOR TOWNSHIP	L-LEGAL WC	$154.00	2019-2019	Legal
2019148301		INDEMNITY	07/19/2018	LOWER TOWNSHIP	L-LEGAL WC	$182.00	2018-2018	Legal
2021214232		INDEMNITY	09/08/2020	GALLOWAY TOWNSHIP	L-LEGAL WC	$140.00	2020-2020	Legal
2020202597		INDEMNITY	04/16/2020	NORTH WILDWOOD CITY	L-LEGAL WC	$164.09	2020-2020	Legal
2020181183		INDEMNITY	07/09/2019	ABSECON CITY	L-LEGAL WC	$277.00	2019-2019	Legal
2020185920		INDEMNITY	10/02/2019	OCEAN CITY	L-LEGAL WC	$140.00	2019-2019	Legal
2020197416		INDEMNITY	02/11/2020	OCEAN CITY	L-LEGAL WC	$298.00	2020-2020	Legal
2020208256		INDEMNITY	06/19/2020	WILDWOOD CITY	L-LEGAL WC	$154.00	2020-2020	Legal
2018145002		INDEMNITY	05/31/2018	MIDDLE TOWNSHIP	L-LEGAL WC	$225.00	2018-2018	Legal
2021210143		INDEMNITY	07/10/2020	EGG HARBOR TOWNSHIP	L-LEGAL WC	$140.00	2020-2020	Legal
2019148368		INDEMNITY	07/20/2018	PLEASANTVILLE CITY	L-LEGAL WC	$336.00	2018-2018	Legal
2019173700		INDEMNITY	05/14/2019	AVALON BOROUGH	L-LEGAL WC	$210.00	2019-2019	Legal
2020207541		INDEMNITY	06/11/2020	OCEAN CITY	L-LEGAL WC	$252.00	2020-2020	Legal
2020179977		INDEMNITY	06/30/2018	CAPE MAY POINT BOROUGH	L-LEGAL WC	$266.00	2018-2018	Legal

Check Register

Insurer: AJF-ATL.JOINT INS.FUND

Bank Account: ATLANTIC CNTY JIF IV

Claim Number	Claimant Name	Claimant Type	DOL	Insured Name	Transaction Type	Payment Amount	Policy Period	Payment Type
2020181414		INDEMNITY	08/12/2019	LOWER TOWNSHIP	L-LEGAL WC	$112.00	2019-2019	Legal
2019169546		INDEMNITY	06/01/2017	PLEASANTVILLE CITY	L-LEGAL WC	$252.00	2017-2017	Legal
					Check Amount:	**$3,302.09**		
Check Number: 34139		**Check Date: 08/03/2021**		**Payee Name: DIEGO LAW FIRM LLC**				
2019169546		INDEMNITY	06/01/2017	PLEASANTVILLE CITY	I-CLAIMANT LEGAL EXP IND	$3,889.55	2017-2017	Loss
					Check Amount:	**$3,889.55**		
Check Number: 34140		**Check Date: 08/03/2021**		**Payee Name: PIETRAS SARACINO SMITH & MEEK**				
2019165094		INDEMNITY	02/05/2019	LOWER TOWNSHIP	L-LEGAL WC	$724.50	2019-2019	Legal
2019165178		INDEMNITY	02/05/2019	MIDDLE TOWNSHIP	L-LEGAL WC	$303.50	2019-2019	Legal
2021209739		INDEMNITY	07/12/2020	OCEAN CITY	L-LEGAL WC	$88.00	2020-2020	Legal
					Check Amount:	**$1,116.00**		
Check Number: 34141		**Check Date: 08/03/2021**		**Payee Name: Middle Township**				
2021237523		INDEMNITY	05/11/2021	MIDDLE TOWNSHIP	I-TEMPORARY TOTAL DISABILITY	$911.66	2021-2021	Loss
					Check Amount:	**$911.66**		
Check Number: 34142		**Check Date: 08/03/2021**		**Payee Name: The Rothman Institute**				
2017093366		INDEMNITY	01/27/2017	PLEASANTVILLE CITY	M-IND MED EXAMS WC	$750.00	2017-2017	Loss
					Check Amount:	**$750.00**		
Check Number: 34143		**Check Date: 08/03/2021**		**Payee Name: MILLVILLE CITY**				
2021237286		INDEMNITY	05/09/2021	MILLVILLE CITY	I-TEMPORARY TOTAL DISABILITY	$1,955.09	2021-2021	Loss
					Check Amount:	**$1,955.09**		
Check Number: 34144		**Check Date: 08/03/2021**		**Payee Name: GALLOWAY TOWNSHIP**				
2021233791		INDEMNITY	03/26/2021	GALLOWAY TOWNSHIP	I-TEMPORARY TOTAL DISABILITY	$6,783.00	2021-2021	Loss
					Check Amount:	**$6,783.00**		
Check Number: 34145		**Check Date: 08/03/2021**		**Payee Name: MARGATE CITY**				
2022242897		INDEMNITY	07/08/2021	MARGATE CITY	I-TEMPORARY TOTAL DISABILITY	$1,144.69	2021-2021	Loss
					Check Amount:	**$1,144.69**		
Check Number: 34146		**Check Date: 08/03/2021**		**Payee Name: Ventnor City**				
2021211670		INDEMNITY	08/06/2020	VENTNOR CITY	I-TEMPORARY TOTAL DISABILITY	$1,890.00	2020-2020	Loss
					Check Amount:	**$1,890.00**		
Check Number: 34147		**Check Date: 08/03/2021**		**Payee Name: Ventnor City**				

Check Register

Insurer: AJF-ATL.JOINT INS.FUND

Bank Account: ATLANTIC CNTY JIF IV

Claim Number	Claimant Name	Claimant Type	DOL	Insured Name	Transaction Type	Payment Amount	Policy Period	Payment Type
2021211669		INDEMNITY	08/06/2020	VENTNOR CITY	I-TEMPORARY TOTAL DISABILITY	$1,830.58	2020-2020	Loss
					Check Amount:	**$1,830.58**		
Check Number: 34148		**Check Date: 08/03/2021**		**Payee Name: Ventnor City**				
2021211667		INDEMNITY	08/06/2020	VENTNOR CITY	I-TEMPORARY TOTAL DISABILITY	$1,661.18	2020-2020	Loss
					Check Amount:	**$1,661.18**		
Check Number: 34149		**Check Date: 08/03/2021**		**Payee Name: Margate City**				
2021215991		INDEMNITY	09/28/2020	MARGATE CITY	I-TEMPORARY TOTAL DISABILITY	$1,890.00	2020-2020	Loss
					Check Amount:	**$1,890.00**		
Check Number: 34150		**Check Date: 08/03/2021**		**Payee Name: PLEASANTVILLE CITY**				
2021236549		INDEMNITY	04/30/2021	PLEASANTVILLE CITY	I-TEMPORARY TOTAL DISABILITY	$748.64	2021-2021	Loss
					Check Amount:	**$748.64**		
Check Number: 34151		**Check Date: 08/03/2021**		**Payee Name: LAW OFFICES OF THOMAS G SMITH PC**				
2020183803		BODILY INJURY	08/28/2019	MARGATE CITY	L-LEGAL GL	$2,901.20	2019-2019	Legal
					Check Amount:	**$2,901.20**		
Check Number: 34152		**Check Date: 08/03/2021**		**Payee Name: David Gunn**				
2020181558		INDEMNITY	08/19/2019	EGG HARBOR TOWNSHIP	I-PERMANENT PARTIAL DISABILITY	$492.00	2019-2019	Loss
					Check Amount:	**$492.00**		
Check Number: 34153		**Check Date: 08/03/2021**		**Payee Name: Julio Sanchez**				
2020191564		INDEMNITY	12/04/2019	PLEASANTVILLE CITY	I-TEMPORARY TOTAL DISABILITY	$1,842.00	2019-2019	Loss
					Check Amount:	**$1,842.00**		
Check Number: 34154		**Check Date: 08/03/2021**		**Payee Name: JOHN HOTALING**				
2018145002		INDEMNITY	05/31/2018	MIDDLE TOWNSHIP	I-TEMPORARY TOTAL DISABILITY	$1,034.44	2018-2018	Loss
					Check Amount:	**$1,034.44**		
Check Number: 34155		**Check Date: 08/03/2021**		**Payee Name: Jessie Fernandez**				
2020180629		INDEMNITY	08/05/2019	HAMILTON TOWNSHIP	I-TEMPORARY TOTAL DISABILITY	$492.00	2019-2019	Loss
					Check Amount:	**$492.00**		
Check Number: 34156		**Check Date: 08/03/2021**		**Payee Name: Jamal Roy**				
2020193225		INDEMNITY	12/24/2019	PLEASANTVILLE CITY	I-PERMANENT PARTIAL DISABILITY	$1,037.48	2019-2019	Loss
					Check Amount:	**$1,037.48**		

Check Register

Insurer: AJF-ATL.JOINT INS.FUND

Bank Account: ATLANTIC CNTY JIF IV

Claim Number	Claimant Name	Claimant Type	DOL	Insured Name	Transaction Type	Payment Amount	Policy Period	Payment Type
Check Number: 34157		**Check Date: 08/03/2021**		**Payee Name: Allen Cossaboon**				
2020178003		INDEMNITY	07/03/2019	MILLVILLE CITY	I-PERMANENT PARTIAL DISABILITY	$1,085.32	2019-2019	Loss
					Check Amount:	**$1,085.32**		
Check Number: 34158		**Check Date: 08/03/2021**		**Payee Name: Anthony McGinnity**				
2021238654		INDEMNITY	05/25/2021	LINWOOD CITY	I-TEMPORARY TOTAL DISABILITY	$1,938.00	2021-2021	Loss
					Check Amount:	**$1,938.00**		
Check Number: 34159		**Check Date: 08/03/2021**		**Payee Name: Kevin Livingston**				
2021234875		INDEMNITY	04/09/2021	MILLVILLE CITY	I-TEMPORARY TOTAL DISABILITY	$1,237.62	2021-2021	Loss
					Check Amount:	**$1,237.62**		
Check Number: 34160		**Check Date: 08/03/2021**		**Payee Name: Frank Schalek**				
2020187019		INDEMNITY	10/11/2019	HAMILTON TOWNSHIP	I-TEMPORARY TOTAL DISABILITY	$1,842.00	2019-2019	Loss
					Check Amount:	**$1,842.00**		
Check Number: 34161		**Check Date: 08/03/2021**		**Payee Name: JOHN WISGO**				
2018110940		INDEMNITY	08/21/2017	WILDWOOD CREST BOROUGH	I-TEMPORARY TOTAL DISABILITY	$1,170.40	2017-2017	Loss
					Check Amount:	**$1,170.40**		
Check Number: 34162		**Check Date: 08/03/2021**		**Payee Name: Eric Shane**				
2021236198		INDEMNITY	04/27/2021	HAMILTON TOWNSHIP	I-TEMPORARY TOTAL DISABILITY	$455.59	2021-2021	Loss
					Check Amount:	**$455.59**		
Check Number: 34163		**Check Date: 08/03/2021**		**Payee Name: THOMAS WILLIAMS**				
2019169546		INDEMNITY	06/01/2017	PLEASANTVILLE CITY	I-LUMP SUM SETTLEMENT	$13,010.45	2017-2017	Loss
					Check Amount:	**$13,010.45**		
Check Number: 34164		**Check Date: 08/03/2021**		**Payee Name: JENNIFER SATERO**				
2018131877		INDEMNITY	04/19/2018	MILLVILLE CITY	I-PERMANENT PARTIAL DISABILITY	$2,648.00	2018-2018	Loss
					Check Amount:	**$2,648.00**		
Check Number: 34165		**Check Date: 08/03/2021**		**Payee Name: Marc Szczur**				
2019165094		INDEMNITY	02/05/2019	LOWER TOWNSHIP	I-PERMANENT PARTIAL DISABILITY	$1,160.36	2019-2019	Loss
					Check Amount:	**$1,160.36**		
Check Number: 34166		**Check Date: 08/03/2021**		**Payee Name: Mark Jacoby**				
2020190013		INDEMNITY	11/14/2019	EGG HARBOR TOWNSHIP	I-PERMANENT PARTIAL DISABILITY	$984.00	2019-2019	Loss

Check Register

Insurer: AJF-ATL.JOINT INS.FUND

Bank Account: ATLANTIC CNTY JIF IV

Claim Number	Claimant Name	Claimant Type	DOL	Insured Name	Transaction Type	Payment Amount	Policy Period	Payment Type
					Check Amount:	**$984.00**		
Check Number: 34167		**Check Date: 08/03/2021**		**Payee Name: MICAH ROLLS**				
2017101045		INDEMNITY	04/26/2017	OCEAN CITY	I-PERMANENT PARTIAL DISABILITY	$1,443.28	2017-2017	Loss
					Check Amount:	**$1,443.28**		
Check Number: 34168		**Check Date: 08/03/2021**		**Payee Name: Anthony Venuto**				
2019150570		INDEMNITY	08/17/2018	EGG HARBOR TOWNSHIP	I-PERMANENT PARTIAL DISABILITY	$1,098.40	2018-2018	Loss
					Check Amount:	**$1,098.40**		
Check Number: 34169		**Check Date: 08/03/2021**		**Payee Name: EDWARD MCGRATH**				
2018129612		INDEMNITY	03/22/2018	MARGATE CITY	I-PERMANENT PARTIAL DISABILITY	$1,134.40	2018-2018	Loss
					Check Amount:	**$1,134.40**		
Check Number: 34170		**Check Date: 08/03/2021**		**Payee Name: Tully O'Clisham**				
2019168935		INDEMNITY	03/17/2019	SEA ISLE CITY	I-PERMANENT PARTIAL DISABILITY	$1,037.48	2019-2019	Loss
					Check Amount:	**$1,037.48**		
Check Number: 34171		**Check Date: 08/03/2021**		**Payee Name: Leroy Gandy**				
2019167080		INDEMNITY	02/24/2019	SOMERS POINT CITY	I-PERMANENT PARTIAL DISABILITY	$1,160.36	2019-2019	Loss
					Check Amount:	**$1,160.36**		
Check Number: 34172		**Check Date: 08/03/2021**		**Payee Name: OCEAN CITY**				
2022243444		1ST PARTY COLL PD	04/26/2021	OCEAN CITY	M-MISC MED(WC) & PD (NON-WC) PR COLL	$1,096.40	2021-2021	Loss
					Check Amount:	**$1,096.40**		
Check Number: 34173		**Check Date: 08/03/2021**		**Payee Name: GALLOWAY TOWNSHIP**				
2021238396		1ST PARTY COLL PD	05/23/2021	GALLOWAY TOWNSHIP	M-MISC MED(WC) & PD (NON-WC) PR COLL	$199.25	2021-2021	Loss
					Check Amount:	**$199.25**		
Check Number: 34174		**Check Date: 08/03/2021**		**Payee Name: MILLVILLE CITY**				
2022243907		1ST PARTY COLL PD	07/26/2021	MILLVILLE CITY	M-MISC MED(WC) & PD (NON-WC) PR COLL	$2,897.00	2021-2021	Loss
					Check Amount:	**$2,897.00**		
Check Number: 34175		**Check Date: 08/03/2021**		**Payee Name: QUAL-LYNX**				
2021241240		INDEMNITY	06/19/2021	VENTNOR CITY	E-MISC ALL OTHER WC	$4.25	2021-2021	Expense
2021240476		MEDICAL ONLY	06/14/2021	WILDWOOD CREST BOROUGH	E-MISC ALL OTHER WC	$4.25	2021-2021	Expense
2021236465		INDEMNITY	04/26/2021	PLEASANTVILLE CITY	E-MISC ALL OTHER WC	$4.25	2021-2021	Expense
2021240859		MEDICAL ONLY	06/15/2021	VENTNOR CITY	E-MISC ALL OTHER WC	$4.25	2021-2021	Expense

Check Register

Insurer: AJF-ATL.JOINT INS.FUND

Bank Account: ATLANTIC CNTY JIF IV

Claim Number	Claimant Name	Claimant Type	DOL	Insured Name	Transaction Type	Payment Amount	Policy Period	Payment Type
2021237307		MEDICAL ONLY	12/29/2020	MILLVILLE CITY	E-MISC ALL OTHER WC	$4.25	2020-2020	Expense
2021240978		INDEMNITY	12/30/2020	EGG HARBOR TOWNSHIP	E-MISC ALL OTHER WC	$4.25	2020-2020	Expense
2021239771		INDEMNITY	06/03/2021	MIDDLE TOWNSHIP	E-MISC ALL OTHER WC	$4.25	2021-2021	Expense
2021238003		INDEMNITY	05/17/2021	VENTNOR CITY	E-MISC ALL OTHER WC	$4.25	2021-2021	Expense
2021239387		MEDICAL ONLY	06/01/2021	NORTH WILDWOOD CITY	E-MISC ALL OTHER WC	$4.25	2021-2021	Expense
2021240135		MEDICAL ONLY	06/09/2021	NORTH WILDWOOD CITY	E-MISC ALL OTHER WC	$4.25	2021-2021	Expense
2021240497		MEDICAL ONLY	06/13/2021	OCEAN CITY	E-MISC ALL OTHER WC	$4.25	2021-2021	Expense
2021241081		MEDICAL ONLY	06/16/2021	CAPE MAY CITY	E-MISC ALL OTHER WC	$4.25	2021-2021	Expense
2021241233		INDEMNITY	06/14/2021	OCEAN CITY	E-MISC ALL OTHER WC	$4.25	2021-2021	Expense
2021241144		MEDICAL ONLY	06/16/2021	OCEAN CITY	E-MISC ALL OTHER WC	$4.25	2021-2021	Expense
2021225530		MEDICAL ONLY	01/06/2021	EGG HARBOR TOWNSHIP	E-MISC ALL OTHER WC	$4.25	2021-2021	Expense
2021239499		INDEMNITY	09/20/2020	AVALON BOROUGH	E-MISC ALL OTHER WC	$4.25	2020-2020	Expense
2021239861		MEDICAL ONLY	05/29/2021	OCEAN CITY	E-MISC ALL OTHER WC	$4.25	2021-2021	Expense
2021237757		INDEMNITY	05/14/2021	MIDDLE TOWNSHIP	E-MISC ALL OTHER WC	$4.25	2021-2021	Expense
2021236398		MEDICAL ONLY	04/28/2021	SEA ISLE CITY	E-MISC ALL OTHER WC	$4.25	2021-2021	Expense
2021224099		MEDICAL ONLY	12/21/2020	MARGATE CITY	E-MISC ALL OTHER WC	$4.25	2020-2020	Expense
2021238334		MEDICAL ONLY	05/22/2021	OCEAN CITY	E-MISC ALL OTHER WC	$4.25	2021-2021	Expense
2021237255		MEDICAL ONLY	05/07/2021	VENTNOR CITY	E-MISC ALL OTHER WC	$4.25	2021-2021	Expense
2021239479		MEDICAL ONLY	06/04/2021	MULLICA TOWNSHIP	E-MISC ALL OTHER WC	$4.25	2021-2021	Expense
2021239388		MEDICAL ONLY	06/01/2021	NORTH WILDWOOD CITY	E-MISC ALL OTHER WC	$4.25	2021-2021	Expense
2021239867		MEDICAL ONLY	06/07/2021	LINWOOD CITY	E-MISC ALL OTHER WC	$4.25	2021-2021	Expense
2021240599		INDEMNITY	06/14/2021	NORTH WILDWOOD CITY	E-MISC ALL OTHER WC	$4.25	2021-2021	Expense
2021236961		MEDICAL ONLY	05/04/2021	CAPE MAY CITY	E-MISC ALL OTHER WC	$4.25	2021-2021	Expense
2020196918		INDEMNITY	02/08/2020	HAMILTON TOWNSHIP	E-MISC ALL OTHER WC	$4.25	2020-2020	Expense
2021210143		INDEMNITY	07/10/2020	EGG HARBOR TOWNSHIP	E-MISC ALL OTHER WC	$4.25	2020-2020	Expense
2021239100		INDEMNITY	06/02/2021	SEA ISLE CITY	E-MISC ALL OTHER WC	$4.25	2021-2021	Expense
2021221162		INDEMNITY	11/06/2020	MARGATE CITY	E-MISC ALL OTHER WC	$4.25	2020-2020	Expense
2021236806		INDEMNITY	05/04/2021	PLEASANTVILLE CITY	E-MISC ALL OTHER WC	$4.25	2021-2021	Expense
2021241226		MEDICAL ONLY	06/20/2021	MIDDLE TOWNSHIP	E-MISC ALL OTHER WC	$4.25	2021-2021	Expense
2021239396		MEDICAL ONLY	05/28/2021	AVALON BOROUGH	E-MISC ALL OTHER WC	$4.25	2021-2021	Expense
2021237064		MEDICAL ONLY	05/06/2021	WILDWOOD CREST BOROUGH	E-MISC ALL OTHER WC	$4.25	2021-2021	Expense
2021237172		MEDICAL ONLY	12/29/2020	MILLVILLE CITY	E-MISC ALL OTHER WC	$4.25	2020-2020	Expense
2021240525		MEDICAL ONLY	06/14/2021	BRIGANTINE CITY	E-MISC ALL OTHER WC	$4.25	2021-2021	Expense
2021239057		MEDICAL ONLY	05/27/2021	GALLOWAY TOWNSHIP	E-MISC ALL OTHER WC	$4.25	2021-2021	Expense
2021234461		MEDICAL ONLY	04/06/2021	WILDWOOD CREST BOROUGH	E-MISC ALL OTHER WC	$4.25	2021-2021	Expense
2021239928		MEDICAL ONLY	06/08/2021	SEA ISLE CITY	E-MISC ALL OTHER WC	$4.25	2021-2021	Expense

Check Register

Insurer: AJF-ATL.JOINT INS.FUND

Bank Account: ATLANTIC CNTY JIF IV

Claim Number	Claimant Name	Claimant Type	DOL	Insured Name	Transaction Type	Payment Amount	Policy Period	Payment Type
2021236549		INDEMNITY	04/30/2021	PLEASANTVILLE CITY	E-MISC ALL OTHER WC	$4.25	2021-2021	Expense
2021238654		INDEMNITY	05/25/2021	LINWOOD CITY	E-MISC ALL OTHER WC	$4.25	2021-2021	Expense
2021237286		INDEMNITY	05/09/2021	MILLVILLE CITY	E-MISC ALL OTHER WC	$4.25	2021-2021	Expense
2020207541		INDEMNITY	06/11/2020	OCEAN CITY	E-MISC ALL OTHER WC	$4.25	2020-2020	Expense
2021238730		MEDICAL ONLY	05/26/2021	NORTH WILDWOOD CITY	E-MISC ALL OTHER WC	$4.25	2021-2021	Expense
2020206029		INDEMNITY	05/24/2020	VENTNOR CITY	E-MISC ALL OTHER WC	$4.25	2020-2020	Expense
2021239249		MEDICAL ONLY	06/01/2021	MILLVILLE CITY	E-MISC ALL OTHER WC	$4.25	2021-2021	Expense
2021241072		INDEMNITY	06/17/2021	OCEAN CITY	E-MISC ALL OTHER WC	$4.25	2021-2021	Expense
2021223733		INDEMNITY	10/01/2020	GALLOWAY TOWNSHIP	E-MISC ALL OTHER WC	$4.25	2020-2020	Expense
2021237391		INDEMNITY	05/11/2021	GALLOWAY TOWNSHIP	E-MISC ALL OTHER WC	$4.25	2021-2021	Expense
2021239415		MEDICAL ONLY	05/10/2021	WILDWOOD CITY	E-MISC ALL OTHER WC	$4.25	2021-2021	Expense
2021237448		INDEMNITY	05/11/2021	EGG HARBOR TOWNSHIP	E-MISC ALL OTHER WC	$4.25	2021-2021	Expense
2021239676		INDEMNITY	06/04/2021	EGG HARBOR TOWNSHIP	E-MISC ALL OTHER WC	$4.25	2021-2021	Expense
2021239099		MEDICAL ONLY	05/30/2021	SEA ISLE CITY	E-MISC ALL OTHER WC	$4.25	2021-2021	Expense
2021238209		MEDICAL ONLY	05/08/2021	LOWER TOWNSHIP	E-MISC ALL OTHER WC	$4.25	2021-2021	Expense
2021240346		INDEMNITY	06/09/2021	WILDWOOD CITY	E-MISC ALL OTHER WC	$4.25	2021-2021	Expense
2021237228		MEDICAL ONLY	05/10/2021	EGG HARBOR TOWNSHIP	E-MISC ALL OTHER WC	$4.25	2021-2021	Expense
2021236577		INDEMNITY	04/25/2021	EGG HARBOR TOWNSHIP	E-MISC ALL OTHER WC	$4.25	2021-2021	Expense
2021239678		MEDICAL ONLY	06/05/2021	AVALON BOROUGH	E-MISC ALL OTHER WC	$4.25	2021-2021	Expense
2021234438		MEDICAL ONLY	04/06/2021	PLEASANTVILLE CITY	E-MISC ALL OTHER WC	$4.25	2021-2021	Expense
2021237446		MEDICAL ONLY	05/12/2021	EGG HARBOR TOWNSHIP	E-MISC ALL OTHER WC	$4.25	2021-2021	Expense
2021237240		MEDICAL ONLY	05/06/2021	CAPE MAY CITY	E-MISC ALL OTHER WC	$4.25	2021-2021	Expense
2021229909		MEDICAL ONLY	02/14/2021	MULLICA TOWNSHIP	E-MISC ALL OTHER WC	$4.25	2021-2021	Expense
2021240874		MEDICAL ONLY	06/15/2021	MIDDLE TOWNSHIP	E-MISC ALL OTHER WC	$4.25	2021-2021	Expense
2021238446		INDEMNITY	05/23/2021	OCEAN CITY	E-MISC ALL OTHER WC	$4.25	2021-2021	Expense
2021229140		MEDICAL ONLY	02/08/2021	MILLVILLE CITY	E-MISC ALL OTHER WC	$4.25	2021-2021	Expense
2021237753		MEDICAL ONLY	05/07/2021	OCEAN CITY	E-MISC ALL OTHER WC	$4.25	2021-2021	Expense
2021231235		INDEMNITY	01/01/2020	OCEAN CITY	E-MISC ALL OTHER WC	$4.25	2020-2020	Expense
2021236198		INDEMNITY	04/27/2021	HAMILTON TOWNSHIP	E-MISC ALL OTHER WC	$4.25	2021-2021	Expense
2021239049		MEDICAL ONLY	06/01/2021	AVALON BOROUGH	E-MISC ALL OTHER WC	$4.25	2021-2021	Expense
2021208799		INDEMNITY	06/21/2020	LOWER TOWNSHIP	E-MISC ALL OTHER WC	$4.25	2020-2020	Expense
2021237166		MEDICAL ONLY	12/29/2020	MILLVILLE CITY	E-MISC ALL OTHER WC	$4.25	2020-2020	Expense
2021234483		INDEMNITY	04/07/2021	SEA ISLE CITY	E-MISC ALL OTHER WC	$4.25	2021-2021	Expense
2021231248		INDEMNITY	11/02/2020	LOWER TOWNSHIP	E-MISC ALL OTHER WC	$4.25	2020-2020	Expense
2021240780		INDEMNITY	06/12/2021	OCEAN CITY	E-MISC ALL OTHER WC	$4.25	2021-2021	Expense
2021239204		MEDICAL ONLY	05/23/2021	MILLVILLE CITY	E-MISC ALL OTHER WC	$4.25	2021-2021	Expense

Check Register

Insurer: AJF-ATL.JOINT INS.FUND

Bank Account: ATLANTIC CNTY JIF IV

Claim Number	Claimant Name	Claimant Type	DOL	Insured Name	Transaction Type	Payment Amount	Policy Period	Payment Type
2021238466		INDEMNITY	05/19/2021	WILDWOOD CITY	E-MISC ALL OTHER WC	$4.25	2021-2021	Expense
2021221168		MEDICAL ONLY	11/13/2020	DEERFIELD TOWNSHIP	E-MISC ALL OTHER WC	$4.25	2020-2020	Expense
2021240052		MEDICAL ONLY	06/09/2021	EGG HARBOR TOWNSHIP	E-MISC ALL OTHER WC	$4.25	2021-2021	Expense
2021237514		INDEMNITY	05/11/2021	EGG HARBOR TOWNSHIP	E-MISC ALL OTHER WC	$4.25	2021-2021	Expense
2021221259		MEDICAL ONLY	11/20/2020	SEA ISLE CITY	E-MISC ALL OTHER WC	$4.25	2020-2020	Expense
2021226377		MEDICAL ONLY	01/14/2021	CAPE MAY CITY	E-MISC ALL OTHER WC	$4.25	2021-2021	Expense
2021238218		MEDICAL ONLY	05/21/2021	WILDWOOD CITY	E-MISC ALL OTHER WC	$4.25	2021-2021	Expense
2021210134		INDEMNITY	07/20/2020	PLEASANTVILLE CITY	E-MISC ALL OTHER WC	$4.25	2020-2020	Expense
2021238213		MEDICAL ONLY	05/20/2021	EGG HARBOR TOWNSHIP	E-MISC ALL OTHER WC	$4.25	2021-2021	Expense
2021210222		MEDICAL ONLY	06/30/2020	MILLVILLE CITY	E-MISC ALL OTHER WC	$4.25	2020-2020	Expense
2021238830		INDEMNITY	05/27/2021	WILDWOOD CITY	E-MISC ALL OTHER WC	$4.25	2021-2021	Expense
2021240186		INDEMNITY	06/08/2021	EGG HARBOR TOWNSHIP	E-MISC ALL OTHER WC	$4.25	2021-2021	Expense
					Check Amount:	**$374.00**		
Check Number: 34176		**Check Date: 08/03/2021**		**Payee Name: COASTAL SPINE, PC.**				
2021233791		INDEMNITY	03/26/2021	GALLOWAY TOWNSHIP	M-ORTHO/NEURO FEES	$83.27	2021-2021	Loss
					Check Amount:	**$83.27**		
Check Number: 34177		**Check Date: 08/03/2021**		**Payee Name: ATLANTICARE URGENT CARE & OCCUPATIONAL HEALTH**				
2021210475		MEDICAL ONLY	07/21/2020	OCEAN CITY	M-OCCUPATIONAL MEDICINE	$212.08	2020-2020	Loss
2021212972		MEDICAL ONLY	08/24/2020	PLEASANTVILLE CITY	M-OCCUPATIONAL MEDICINE	$102.77	2020-2020	Loss
2021212973		MEDICAL ONLY	08/24/2020	PLEASANTVILLE CITY	M-OCCUPATIONAL MEDICINE	$102.77	2020-2020	Loss
2020208566		MEDICAL ONLY	06/27/2020	GALLOWAY TOWNSHIP	M-OCCUPATIONAL MEDICINE	$102.77	2020-2020	Loss
					Check Amount:	**$520.39**		
Check Number: 34178		**Check Date: 08/03/2021**		**Payee Name: IVY REHAB NETWORK, INC**				
2021241957		INDEMNITY	06/30/2021	COMMERCIAL TOWNSHIP	M-PHYSICAL/OCCUPATIONAL THERAPY	$255.00	2021-2021	Loss
2021237286		INDEMNITY	05/09/2021	MILLVILLE CITY	M-PHYSICAL/OCCUPATIONAL THERAPY	$85.00	2021-2021	Loss
2021228131		INDEMNITY	01/26/2021	OCEAN CITY	M-PHYSICAL/OCCUPATIONAL THERAPY	$85.00	2021-2021	Loss
					Check Amount:	**$425.00**		
Check Number: 34179		**Check Date: 08/03/2021**		**Payee Name: ATLANTIC EMERGENCY ASSOCIATES**				
2021233791		INDEMNITY	03/26/2021	GALLOWAY TOWNSHIP	M-PHYSICIAN FEES	$990.00	2021-2021	Loss
					Check Amount:	**$990.00**		
Check Number: 34180		**Check Date: 08/03/2021**		**Payee Name: STRIVE PHYSICAL THERAPY AND SPORTS REHABILITATION LLC**				
2021214232		INDEMNITY	09/08/2020	GALLOWAY TOWNSHIP	M-PHYSICAL/OCCUPATIONAL THERAPY	$160.00	2020-2020	Loss
2020181183		INDEMNITY	07/09/2019	ABSECON CITY	M-PHYSICAL/OCCUPATIONAL THERAPY	$240.00	2019-2019	Loss

Check Register

Insurer: AJF-ATL.JOINT INS.FUND

Bank Account: ATLANTIC CNTY JIF IV

Claim Number	Claimant Name	Claimant Type	DOL	Insured Name	Transaction Type	Payment Amount	Policy Period	Payment Type
2021234875		INDEMNITY	04/09/2021	MILLVILLE CITY	M-PHYSICAL/OCCUPATIONAL THERAPY	$80.00	2021-2021	Loss
2021236934		INDEMNITY	05/04/2021	GALLOWAY TOWNSHIP	M-PHYSICAL/OCCUPATIONAL THERAPY	$320.00	2021-2021	Loss
					Check Amount:	**$800.00**		
Check Number: 34181		**Check Date: 08/03/2021**		**Payee Name: REGIONAL DIAGNOSTIC IMAGING, PA**				
2021239249		MEDICAL ONLY	06/01/2021	MILLVILLE CITY	M-PHYSICIAN FEES	$24.68	2021-2021	Loss
					Check Amount:	**$24.68**		
Check Number: 34182		**Check Date: 08/03/2021**		**Payee Name: RK PSYCHOLOGY & NEUROPSYCOLOGY**				
2021211670		INDEMNITY	08/06/2020	VENTNOR CITY	M-BEHAVIORAL HEALTH	$150.00	2020-2020	Loss
					Check Amount:	**$150.00**		
Check Number: 34183		**Check Date: 08/03/2021**		**Payee Name: SHORE MEDICAL CENTER**				
2021216745		MEDICAL ONLY	10/05/2020	UPPER TOWNSHIP	M-ACUTE CARE HOSPITAL	$300.00	2020-2020	Loss
2021231063		MEDICAL ONLY	02/17/2021	SOMERS POINT CITY	M-ACUTE CARE HOSPITAL	$2,106.00	2021-2021	Loss
					Check Amount:	**$2,406.00**		
Check Number: 34184		**Check Date: 08/03/2021**		**Payee Name: CAPE REGIONAL MEDICAL CENTER**				
2022242170		MEDICAL ONLY	07/02/2021	NORTH WILDWOOD CITY	M-ACUTE CARE HOSPITAL	$932.80	2021-2021	Loss
					Check Amount:	**$932.80**		
Check Number: 34185		**Check Date: 08/03/2021**		**Payee Name: TWIN BORO PHYSICAL THERAPY**				
2021210129		INDEMNITY	07/14/2020	BRIGANTINE CITY	M-PHYSICAL/OCCUPATIONAL THERAPY	$80.00	2020-2020	Loss
2021215991		INDEMNITY	09/28/2020	MARGATE CITY	M-PHYSICAL/OCCUPATIONAL THERAPY	$240.00	2020-2020	Loss
2021234700		MEDICAL ONLY	04/09/2021	EGG HARBOR TOWNSHIP	M-PHYSICAL/OCCUPATIONAL THERAPY	$80.00	2021-2021	Loss
2021237448		INDEMNITY	05/11/2021	EGG HARBOR TOWNSHIP	M-PHYSICAL/OCCUPATIONAL THERAPY	$240.00	2021-2021	Loss
2021234007		INDEMNITY	03/31/2021	NORTHFIELD CITY	M-PHYSICAL/OCCUPATIONAL THERAPY	$240.00	2021-2021	Loss
2022242712		MEDICAL ONLY	07/12/2021	EGG HARBOR TOWNSHIP	M-PHYSICAL/OCCUPATIONAL THERAPY	$80.00	2021-2021	Loss
					Check Amount:	**$960.00**		
Check Number: 34186		**Check Date: 08/03/2021**		**Payee Name: FERNANDO J. DELASOTTA MD**				
2021234007		INDEMNITY	03/31/2021	NORTHFIELD CITY	M-ORTHO/NEURO FEES	$115.00	2021-2021	Loss
					Check Amount:	**$115.00**		
Check Number: 34187		**Check Date: 08/03/2021**		**Payee Name: ONE CALL CARE DIAGNOSTICS**				
2021237334		MEDICAL ONLY	05/10/2021	UPPER TOWNSHIP	M-MRI	$485.00	2021-2021	Loss
2021228131		INDEMNITY	01/26/2021	OCEAN CITY	M-MRI	$485.00	2021-2021	Loss
					Check Amount:	**$970.00**		

Check Register

Insurer: AJF-ATL.JOINT INS.FUND

Bank Account: ATLANTIC CNTY JIF IV

Claim Number	Claimant Name	Claimant Type	DOL	Insured Name	Transaction Type	Payment Amount	Policy Period	Payment Type
Check Number: 34188	**Check Date: 08/03/2021**		**Payee Name: ATLANTICARE CLINICAL LABORATORY**					
2021237881		MEDICAL ONLY	05/15/2021	PLEASANTVILLE CITY	M-OTHER PROVIDER FEES	$68.35	2021-2021	Loss
					Check Amount:	**$68.35**		
Check Number: 34189	**Check Date: 08/03/2021**		**Payee Name: MATTHEW J PITERA MD PA**					
2021211670		INDEMNITY	08/06/2020	VENTNOR CITY	M-BEHAVIORAL HEALTH	$450.00	2020-2020	Loss
					Check Amount:	**$450.00**		
Check Number: 34190	**Check Date: 08/03/2021**		**Payee Name: COASTAL PHYSICIANS & SURGEONS, P.C.**					
2021228131		INDEMNITY	01/26/2021	OCEAN CITY	M-ORTHO/NEURO FEES	$89.82	2021-2021	Loss
					Check Amount:	**$89.82**		
Check Number: 34191	**Check Date: 08/03/2021**		**Payee Name: EMERGENCY PHYSICIAN ASSOCIATES OF SOUTH JERSEY, PC**					
2021212117		MEDICAL ONLY	08/10/2020	MILLVILLE CITY	M-PHYSICIAN FEES	$1,105.00	2020-2020	Loss
2021234875		INDEMNITY	04/09/2021	MILLVILLE CITY	M-PHYSICIAN FEES	$3,857.00	2021-2021	Loss
					Check Amount:	**$4,962.00**		
Check Number: 34192	**Check Date: 08/03/2021**		**Payee Name: VIPIN K. GUPTA MD**					
2021214267		INDEMNITY	08/17/2020	MILLVILLE CITY	M-ORTHO/NEURO FEES	$133.85	2020-2020	Loss
					Check Amount:	**$133.85**		
Check Number: 34193	**Check Date: 08/03/2021**		**Payee Name: ROTHMAN ORTHOPAEDICS**					
2021236549		INDEMNITY	04/30/2021	PLEASANTVILLE CITY	M-ORTHO/NEURO FEES	$283.21	2021-2021	Loss
2021214761		INDEMNITY	09/15/2020	EGG HARBOR TOWNSHIP	M-ORTHO/NEURO FEES	$73.90	2020-2020	Loss
					Check Amount:	**$357.11**		
Check Number: 34194	**Check Date: 08/03/2021**		**Payee Name: ACCENT HEAD AND NECK GROUP, PA**					
2021236806		INDEMNITY	05/04/2021	PLEASANTVILLE CITY	M-PHYSICIAN FEES	$301.91	2021-2021	Loss
					Check Amount:	**$301.91**		
Check Number: 34195	**Check Date: 08/03/2021**		**Payee Name: NovaCare Rehabilitation**					
2021229819		INDEMNITY	02/15/2021	WILDWOOD CITY	M-PHYSICAL/OCCUPATIONAL THERAPY	$196.00	2021-2021	Loss
					Check Amount:	**$196.00**		
Check Number: 34196	**Check Date: 08/03/2021**		**Payee Name: VIRTUA MEDICAL GROUP**					
2019161335		INDEMNITY	12/18/2018	MIDDLE TOWNSHIP	M-PHYSICIAN FEES	$402.35	2018-2018	Loss
					Check Amount:	**$402.35**		

Check Register

Insurer: AJF-ATL.JOINT INS.FUND

Bank Account: ATLANTIC CNTY JIF IV

Claim Number	Claimant Name	Claimant Type	DOL	Insured Name	Transaction Type	Payment Amount	Policy Period	Payment Type
Check Number: 34197		**Check Date: 08/03/2021**		**Payee Name: CAPE REGIONAL URGENT CARE**				
2022243031		INDEMNITY	07/15/2021	UPPER TOWNSHIP	M-PHYSICIAN FEES	$134.76	2021-2021	Loss
2021239771		INDEMNITY	06/03/2021	MIDDLE TOWNSHIP	M-URGENT CARE CENTER	$231.98	2021-2021	Loss
2021240135		MEDICAL ONLY	06/09/2021	NORTH WILDWOOD CITY	M-URGENT CARE CENTER	$155.85	2021-2021	Loss
2022242411		MEDICAL ONLY	07/06/2021	WILDWOOD CITY	M-PHYSICIAN FEES	$193.91	2021-2021	Loss
2021239396		MEDICAL ONLY	05/28/2021	AVALON BOROUGH	M-URGENT CARE CENTER	$119.36	2021-2021	Loss
2020190080		MEDICAL ONLY	11/18/2019	UPPER TOWNSHIP	M-URGENT CARE CENTER	$119.56	2019-2019	Loss
2021238730		MEDICAL ONLY	05/26/2021	NORTH WILDWOOD CITY	M-URGENT CARE CENTER	$156.30	2021-2021	Loss
2021240346		INDEMNITY	06/09/2021	WILDWOOD CITY	M-URGENT CARE CENTER	$299.83	2021-2021	Loss
2022242169		MEDICAL ONLY	07/01/2021	NORTH WILDWOOD CITY	M-PHYSICIAN FEES	$119.36	2021-2021	Loss
					Check Amount:	**$1,530.91**		
Check Number: 34198		**Check Date: 08/03/2021**		**Payee Name: PREMIER ORTHOPAEDIC & SPORTS MEDICINE ASSOCIATES OF SNJ**				
2021234875		INDEMNITY	04/09/2021	MILLVILLE CITY	M-ORTHO/NEURO FEES	$88.09	2021-2021	Loss
2021237844		INDEMNITY	05/15/2021	HAMILTON TOWNSHIP	M-ORTHO/NEURO FEES	$303.37	2021-2021	Loss
					Check Amount:	**$391.46**		
Check Number: 34199		**Check Date: 08/03/2021**		**Payee Name: QUEST DIAGNOSTICS**				
2021221162		INDEMNITY	11/06/2020	MARGATE CITY	M-OTHER PROVIDER FEES	$7.69	2020-2020	Loss
					Check Amount:	**$7.69**		
Check Number: 34200		**Check Date: 08/03/2021**		**Payee Name: QUEST DIAGNOSTICS**				
2020208258		INDEMNITY	06/24/2020	BRIGANTINE CITY	M-OTHER PROVIDER FEES	$19.35	2020-2020	Loss
					Check Amount:	**$19.35**		
Check Number: 34201		**Check Date: 08/03/2021**		**Payee Name: CAPE PHYSICAL THERAPY LLC**				
2021230246		INDEMNITY	02/18/2021	UPPER TOWNSHIP	M-PHYSICAL/OCCUPATIONAL THERAPY	$48.00	2021-2021	Loss
					Check Amount:	**$48.00**		
Check Number: 34202		**Check Date: 08/03/2021**		**Payee Name: THE FRANKEL ORTHOPEDICS AND SPORTS**				
2021238003		INDEMNITY	05/17/2021	VENTNOR CITY	M-ORTHO/NEURO FEES	$326.57	2021-2021	Loss
2021229484		INDEMNITY	02/10/2021	ABSECON CITY	M-ORTHO/NEURO FEES	$59.80	2021-2021	Loss
					Check Amount:	**$386.37**		
Check Number: 34203		**Check Date: 08/03/2021**		**Payee Name: GALLOWAY TOWNSHIP AMBULANCE SQUAD**				
2021234267		INDEMNITY	04/03/2021	PLEASANTVILLE CITY	M-OTHER PROVIDER FEES	$1,913.10	2021-2021	Loss
					Check Amount:	**$1,913.10**		

Check Register

Insurer: AJF-ATL.JOINT INS.FUND

Bank Account: ATLANTIC CNTY JIF IV

Claim Number	Claimant Name	Claimant Type	DOL	Insured Name	Transaction Type	Payment Amount	Policy Period	Payment Type
Check Number: 34204		**Check Date: 08/03/2021**		**Payee Name: ALIGN DIRECT BILL LLC**				
2018110940		INDEMNITY	08/21/2017	WILDWOOD CREST BOROUGH	M-PHYSICAL/OCCUPATIONAL THERAPY	$285.00	2017-2017	Loss
					Check Amount:	**$285.00**		
Check Number: 34205		**Check Date: 08/03/2021**		**Payee Name: HOWARD HAMMER PSYD**				
2021211666		INDEMNITY	08/06/2020	VENTNOR CITY	M-BEHAVIORAL HEALTH	$405.00	2020-2020	Loss
					Check Amount:	**$405.00**		
Check Number: 34206		**Check Date: 08/03/2021**		**Payee Name: MR CONNECT**				
2020208256		INDEMNITY	06/19/2020	WILDWOOD CITY	M-PHYSICAL/OCCUPATIONAL THERAPY	$255.00	2020-2020	Loss
					Check Amount:	**$255.00**		
Check Number: 34207		**Check Date: 08/03/2021**		**Payee Name: ATLANTIC EMERGENCY ASSOCIATES**				
2021234007		INDEMNITY	03/31/2021	NORTHFIELD CITY	M-OCCUPATIONAL MEDICINE	$1,456.00	2021-2021	Loss
					Check Amount:	**$1,456.00**		
Check Number: 34208		**Check Date: 08/03/2021**		**Payee Name: myMATRIXX**				
2021211666		INDEMNITY	08/06/2020	VENTNOR CITY	M-PHARMACY	$20.16	2020-2020	Loss
2021229484		INDEMNITY	02/10/2021	ABSECON CITY	M-PHARMACY	$19.40	2021-2021	Loss
2020193135		INDEMNITY	12/23/2019	NORTHFIELD CITY	M-PHARMACY	$547.82	2019-2019	Loss
2021211670		INDEMNITY	08/06/2020	VENTNOR CITY	M-PHARMACY	$38.61	2020-2020	Loss
2021241440		INDEMNITY	06/21/2021	OCEAN CITY	M-PHARMACY	$20.19	2021-2021	Loss
2021211669		INDEMNITY	08/06/2020	VENTNOR CITY	M-PHARMACY	$195.44	2020-2020	Loss
2020187019		INDEMNITY	10/11/2019	HAMILTON TOWNSHIP	M-PHARMACY	$74.99	2019-2019	Loss
2021228131		INDEMNITY	01/26/2021	OCEAN CITY	M-PHARMACY	$82.81	2021-2021	Loss
					Check Amount:	**$999.42**		
Check Number: 34209		**Check Date: 08/03/2021**		**Payee Name: ORTHOPAEDICS NEW JERSEY, LLC**				
2021241233		INDEMNITY	06/14/2021	OCEAN CITY	M-PHYSICIAN FEES	$153.22	2021-2021	Loss
2022242268		MEDICAL ONLY	07/06/2021	BRIGANTINE CITY	M-PHYSICIAN FEES	$85.32	2021-2021	Loss
2021237334		MEDICAL ONLY	05/10/2021	UPPER TOWNSHIP	M-PHYSICIAN FEES	$100.87	2021-2021	Loss
2022242329		INDEMNITY	07/05/2021	OCEAN CITY	M-ORTHO/NEURO FEES	$190.79	2021-2021	Loss
2021241440		INDEMNITY	06/21/2021	OCEAN CITY	M-PHYSICIAN FEES	$125.59	2021-2021	Loss
2021241955		INDEMNITY	06/26/2021	PLEASANTVILLE CITY	M-ORTHO/NEURO FEES	$85.32	2021-2021	Loss
2021238830		INDEMNITY	05/27/2021	WILDWOOD CITY	M-ORTHO/NEURO FEES	$125.59	2021-2021	Loss
					Check Amount:	**$866.70**		
Check Number: 34210		**Check Date: 08/03/2021**		**Payee Name: PHYSICIAN PAIN MANAGEMENT**				

Check Register

Insurer: AJF-ATL.JOINT INS.FUND

Bank Account: ATLANTIC CNTY JIF IV

Claim Number	Claimant Name	Claimant Type	DOL	Insured Name	Transaction Type	Payment Amount	Policy Period	Payment Type
2021210129		INDEMNITY	07/14/2020	BRIGANTINE CITY	M-PHYSICIAN FEES	$1,430.00	2020-2020	Loss
					Check Amount:	**$1,430.00**		
Check Number: 34211		**Check Date: 08/03/2021**		**Payee Name: ORTHOPAEDICS NEW JERSEY**				
2018145002		INDEMNITY	05/31/2018	MIDDLE TOWNSHIP	M-ORTHO/NEURO FEES	$3,019.49	2018-2018	Loss
2022242950		INDEMNITY	07/13/2021	MULLICA TOWNSHIP	M-ORTHO/NEURO FEES	$232.42	2021-2021	Loss
2021241072		INDEMNITY	06/17/2021	OCEAN CITY	M-ORTHO/NEURO FEES	$82.86	2021-2021	Loss
					Check Amount:	**$3,334.77**		
Check Number: 34212		**Check Date: 08/03/2021**		**Payee Name: SALUBRIOUS ASC LLC**				
2021210129		INDEMNITY	07/14/2020	BRIGANTINE CITY	M-PHYSICIAN FEES	$3,752.00	2020-2020	Loss
					Check Amount:	**$3,752.00**		
Check Number: 34213		**Check Date: 08/03/2021**		**Payee Name: QUALCARE INC**				
2022244042		INDEMNITY	07/28/2021	WILDWOOD CITY	M-MEDICAL REHAB/NON VOCATIONAL WC	$510.00	2021-2021	Loss
2022243759		MEDICAL ONLY	07/24/2021	OCEAN CITY	M-MEDICAL REHAB/NON VOCATIONAL WC	$510.00	2021-2021	Loss
2022243834		MEDICAL ONLY	07/26/2021	VENTNOR CITY	M-MEDICAL REHAB/NON VOCATIONAL WC	$510.00	2021-2021	Loss
2022243244		MEDICAL ONLY	07/19/2021	SEA ISLE CITY	M-MEDICAL REHAB/NON VOCATIONAL WC	$510.00	2021-2021	Loss
2022244194		MEDICAL ONLY	07/30/2021	MIDDLE TOWNSHIP	M-MEDICAL REHAB/NON VOCATIONAL WC	$510.00	2021-2021	Loss
2022244004		INDEMNITY	07/26/2021	EGG HARBOR TOWNSHIP	M-MEDICAL REHAB/NON VOCATIONAL WC	$510.00	2021-2021	Loss
2022243895		INDEMNITY	07/26/2021	SEA ISLE CITY	M-MEDICAL REHAB/NON VOCATIONAL WC	$510.00	2021-2021	Loss
2022243816		MEDICAL ONLY	07/26/2021	CAPE MAY CITY	M-MEDICAL REHAB/NON VOCATIONAL WC	$510.00	2021-2021	Loss
2022244017		MEDICAL ONLY	07/17/2021	VENTNOR CITY	M-MEDICAL REHAB/NON VOCATIONAL WC	$510.00	2021-2021	Loss
2022244019		INDEMNITY	07/28/2021	SEA ISLE CITY	M-MEDICAL REHAB/NON VOCATIONAL WC	$510.00	2021-2021	Loss
2022243775		INDEMNITY	07/21/2021	PLEASANTVILLE CITY	M-MEDICAL REHAB/NON VOCATIONAL WC	$510.00	2021-2021	Loss
2022243243		MEDICAL ONLY	07/14/2021	NORTH WILDWOOD CITY	M-MEDICAL REHAB/NON VOCATIONAL WC	$510.00	2021-2021	Loss
2022243833		MEDICAL ONLY	07/26/2021	VENTNOR CITY	M-MEDICAL REHAB/NON VOCATIONAL WC	$510.00	2021-2021	Loss
2022242589		MEDICAL ONLY	07/03/2021	WILDWOOD CITY	M-MEDICAL REHAB/NON VOCATIONAL WC	$510.00	2021-2021	Loss
2022243950		MEDICAL ONLY	07/26/2021	MARGATE CITY	M-MEDICAL REHAB/NON VOCATIONAL WC	$510.00	2021-2021	Loss
2022244011		MEDICAL ONLY	07/28/2021	WILDWOOD CREST BOROUGH	M-MEDICAL REHAB/NON VOCATIONAL WC	$510.00	2021-2021	Loss
2022243773		MEDICAL ONLY	07/21/2021	PLEASANTVILLE CITY	M-MEDICAL REHAB/NON VOCATIONAL WC	$510.00	2021-2021	Loss
2022243622		INDEMNITY	07/21/2021	SEA ISLE CITY	M-MEDICAL REHAB/NON VOCATIONAL WC	$510.00	2021-2021	Loss
2022243447		MEDICAL ONLY	07/21/2021	SEA ISLE CITY	M-MEDICAL REHAB/NON VOCATIONAL WC	$510.00	2021-2021	Loss
2022243917		MEDICAL ONLY	07/23/2021	MIDDLE TOWNSHIP	M-MEDICAL REHAB/NON VOCATIONAL WC	$510.00	2021-2021	Loss
2022244217		MEDICAL ONLY	07/28/2021	NORTH WILDWOOD CITY	M-MEDICAL REHAB/NON VOCATIONAL WC	$510.00	2021-2021	Loss
					Check Amount:	**$10,710.00**		

Check Register

Insurer: AJF-ATL.JOINT INS.FUND

Bank Account: ATLANTIC CNTY JIF IV

Claim Number	Claimant Name	Claimant Type	DOL	Insured Name	Transaction Type	Payment Amount	Policy Period	Payment Type
Check Number: 34214	**Check Date: 08/10/2021**			**Payee Name: ADMINISTRATIVE CLAIM SERVICES**				
2021233176		MEDICAL ONLY	03/16/2021	PLEASANTVILLE CITY	E-MISC ALL OTHER WC	$80.00	2021-2021	Expense
					Check Amount:	**$80.00**		
Check Number: 34215	**Check Date: 08/10/2021**			**Payee Name: GEMMEL TODD & MERENICH PA**				
2019150387		BODILY INJURY	07/18/2018	UPPER TOWNSHIP	L-LEGAL GL	$2,920.50	2018-2018	Legal
2018109223		BODILY INJURY	07/03/2017	MARGATE CITY	L-LEGAL GL	$2,046.00	2017-2017	Legal
					Check Amount:	**$4,966.50**		
Check Number: 34216	**Check Date: 08/10/2021**			**Payee Name: STATE SHORTHAND REPORTING SERVICE**				
2021209806		INDEMNITY	06/30/2020	MIDDLE TOWNSHIP	E-MISC LEGAL EXPENSE WC	$30.00	2020-2020	Expense
					Check Amount:	**$30.00**		
Check Number: 34217	**Check Date: 08/10/2021**			**Payee Name: GUARANTEED SUBPOENA SERVICE INC**				
2019173222		POLICE PROF BI	02/25/2018	MILLVILLE CITY	E-MISC ALL OTHER GL	$80.00	2018-2018	Expense
					Check Amount:	**$80.00**		
Check Number: 34218	**Check Date: 08/10/2021**			**Payee Name: MRO CORPORATION**				
2021223317		BODILY INJURY	10/21/2020	WILDWOOD CITY	E-MISC ALL OTHER GL	$10.00	2020-2020	Expense
					Check Amount:	**$10.00**		
Check Number: 34219	**Check Date: 08/10/2021**			**Payee Name: BOB'S AUTO BODY**				
2022244389		1ST PARTY COLL PD	07/31/2021	WILDWOOD CREST BOROUGH	M-MISC MED(WC) & PD (NON-WC) PR COLL	$3,202.45	2021-2021	Loss
					Check Amount:	**$3,202.45**		
Check Number: 34220	**Check Date: 08/10/2021**			**Payee Name: BIRCHMEIER & POWELL LLC**				
2021213254		POLICE PROF BI	07/12/2020	WILDWOOD CITY	L-LEGAL GL	$49.50	2020-2020	Legal
					Check Amount:	**$49.50**		
Check Number: 34221	**Check Date: 08/10/2021**			**Payee Name: State of New Jersey - Div of Worker's Comp**				
2021240978		INDEMNITY	12/30/2020	EGG HARBOR TOWNSHIP	E-MISC ALL OTHER WC	$6.39	2020-2020	Expense
2021238003		INDEMNITY	05/17/2021	VENTNOR CITY	E-MISC ALL OTHER WC	$0.59	2021-2021	Expense
2019162198		INDEMNITY	01/04/2019	OCEAN CITY	E-MISC ALL OTHER WC	$0.59	2019-2019	Expense
2021221090		INDEMNITY	11/16/2020	VENTNOR CITY	E-MISC ALL OTHER WC	$0.69	2020-2020	Expense
2021223733		INDEMNITY	10/01/2020	GALLOWAY TOWNSHIP	E-MISC ALL OTHER WC	$0.69	2020-2020	Expense
2021239676		INDEMNITY	06/04/2021	EGG HARBOR TOWNSHIP	E-MISC ALL OTHER WC	$1.33	2021-2021	Expense
2021210241		INDEMNITY	07/17/2020	MARGATE CITY	E-MISC ALL OTHER WC	$0.59	2020-2020	Expense
					Check Amount:	**$10.87**		

Check Register

Insurer: AJF-ATL.JOINT INS.FUND

Bank Account: ATLANTIC CNTY JIF IV

Claim Number	Claimant Name	Claimant Type	DOL	Insured Name	Transaction Type	Payment Amount	Policy Period	Payment Type
Check Number: 34222		**Check Date: 08/10/2021**		**Payee Name: JENNIFER KELLY PHD LLC**				
2020190845		INDEMNITY	11/15/2019	PLEASANTVILLE CITY	M-PHYSICIAN FEES	$400.00	2019-2019	Loss
					Check Amount:	**$400.00**		
Check Number: 34223		**Check Date: 08/10/2021**		**Payee Name: LEO PETETTI LLC**				
2022243987		1ST PARTY COLL PD	07/24/2021	EGG HARBOR TOWNSHIP	E-APPRAISERS PR	$539.90	2021-2021	Expense
2022242556		INLAND MARINE	07/04/2021	LONGPORT BOROUGH	E-APPRAISERS PR	$345.30	2021-2021	Expense
2022243148		1ST PARTY COLL PD	07/16/2021	STONE HARBOR BOROUGH	E-APPRAISERS PR	$110.00	2021-2021	Expense
2022244389		1ST PARTY COLL PD	07/31/2021	WILDWOOD CREST BOROUGH	E-APPRAISERS PR	$110.00	2021-2021	Expense
					Check Amount:	**$1,105.20**		
Check Number: 34224		**Check Date: 08/10/2021**		**Payee Name: NEW JERSEY IME ASSOCIATES LLC**				
2020208258		INDEMNITY	06/24/2020	BRIGANTINE CITY	M-IND MED EXAMS WC	$800.00	2020-2020	Loss
					Check Amount:	**$800.00**		
Check Number: 34225		**Check Date: 08/10/2021**		**Payee Name: USHLERS FRAME AND BODY SPECIALISTS INC**				
2022242694		1ST PARTY COLL PD	07/07/2021	MILLVILLE CITY	M-MISC MED(WC) & PD (NON-WC) PR COLL	$277.59	2021-2021	Loss
					Check Amount:	**$277.59**		
Check Number: 34226		**Check Date: 08/10/2021**		**Payee Name: REYNOLDS & HORN PC**				
2021228238		POLICE PROF PI	01/14/2021	GALLOWAY TOWNSHIP	L-LEGAL GL	$610.50	2021-2021	Legal
					Check Amount:	**$610.50**		
Check Number: 34227		**Check Date: 08/10/2021**		**Payee Name: AFFANATO MARUT LLC**				
2021222460		INDEMNITY	12/04/2020	MIDDLE TOWNSHIP	L-LEGAL WC	$140.00	2020-2020	Legal
2019153495		INDEMNITY	09/21/2018	EGG HARBOR TOWNSHIP	L-LEGAL WC	$107.50	2018-2018	Legal
2017093366		INDEMNITY	01/27/2017	PLEASANTVILLE CITY	L-LEGAL WC	$288.00	2017-2017	Legal
2021224547		INDEMNITY	12/24/2020	PLEASANTVILLE CITY	L-LEGAL WC	$207.00	2020-2020	Legal
2020191799		INDEMNITY	12/07/2019	BRIGANTINE CITY	L-LEGAL WC	$196.50	2019-2019	Legal
2019160447		INDEMNITY	11/30/2018	PLEASANTVILLE CITY	L-LEGAL WC	$280.00	2018-2018	Legal
2019175488		INDEMNITY	06/04/2019	MIDDLE TOWNSHIP	L-LEGAL WC	$154.00	2019-2019	Legal
2021215444		INDEMNITY	09/22/2020	ABSECON CITY	L-LEGAL WC	$324.00	2020-2020	Legal
2019148007		INDEMNITY	07/17/2018	EGG HARBOR TOWNSHIP	L-LEGAL WC	$271.50	2018-2018	Legal
2019168342		INDEMNITY	03/11/2019	MIDDLE TOWNSHIP	L-LEGAL WC	$196.00	2019-2019	Legal
2019153341		INDEMNITY	09/19/2018	SEA ISLE CITY	L-LEGAL WC	$140.00	2018-2018	Legal
2021229039		INDEMNITY	02/06/2021	MILLVILLE CITY	L-LEGAL WC	$196.00	2021-2021	Legal
2021234875		INDEMNITY	04/09/2021	MILLVILLE CITY	L-LEGAL WC	$120.50	2021-2021	Legal

Check Register

Insurer: AJF-ATL.JOINT INS.FUND

Bank Account: ATLANTIC CNTY JIF IV

Claim Number	Claimant Name	Claimant Type	DOL	Insured Name	Transaction Type	Payment Amount	Policy Period	Payment Type
2021214307		INDEMNITY	09/09/2020	EGG HARBOR TOWNSHIP	L-LEGAL WC	$140.00	2020-2020	Legal
2020186257		INDEMNITY	10/08/2019	WEST WILDWOOD BOROUGH	L-LEGAL WC	$140.00	2019-2019	Legal
2019166665		INDEMNITY	02/22/2019	OCEAN CITY	L-LEGAL WC	$112.00	2019-2019	Legal
2019161846		INDEMNITY	12/29/2018	GALLOWAY TOWNSHIP	L-LEGAL WC	$140.00	2018-2018	Legal
2020190832		INDEMNITY	11/15/2019	PLEASANTVILLE CITY	L-LEGAL WC	$162.50	2019-2019	Legal
2018131188		INDEMNITY	04/15/2018	ABSECON CITY	L-LEGAL WC	$112.50	2018-2018	Legal
					Check Amount:	**$3,428.00**		
Check Number: 34228		**Check Date: 08/10/2021**		**Payee Name: PIETRAS SARACINO SMITH & MEEK**				
2019153493		INDEMNITY	09/21/2018	EGG HARBOR TOWNSHIP	L-LEGAL WC	$335.50	2018-2018	Legal
2021209806		INDEMNITY	06/30/2020	MIDDLE TOWNSHIP	L-LEGAL WC	$428.00	2020-2020	Legal
					Check Amount:	**$763.50**		
Check Number: 34229		**Check Date: 08/10/2021**		**Payee Name: EDDIES AUTO BODY INC**				
2022243148		1ST PARTY COLL PD	07/16/2021	STONE HARBOR BOROUGH	M-MISC MED(WC) & PD (NON-WC) PR COLL	$5,114.43	2021-2021	Loss
					Check Amount:	**$5,114.43**		
Check Number: 34230		**Check Date: 08/10/2021**		**Payee Name: QUAL-LYNX**				
2020202193		INDEMNITY	04/03/2020	UPPER TOWNSHIP	E-MISC ALL OTHER WC	$297.92	2020-2020	Expense
					Check Amount:	**$297.92**		
Check Number: 34231		**Check Date: 08/10/2021**		**Payee Name: QUAL-LYNX**				
2020202197		INDEMNITY	04/03/2020	UPPER TOWNSHIP	E-MISC ALL OTHER WC	$211.25	2020-2020	Expense
					Check Amount:	**$211.25**		
Check Number: 34232		**Check Date: 08/10/2021**		**Payee Name: QUAL-LYNX**				
2021221375		INDEMNITY	10/26/2020	MARGATE CITY	E-MISC ALL OTHER WC	$61.75	2020-2020	Expense
					Check Amount:	**$61.75**		
Check Number: 34233		**Check Date: 08/10/2021**		**Payee Name: QUAL-LYNX**				
2021222319		INDEMNITY	11/28/2020	OCEAN CITY	E-MISC ALL OTHER WC	$43.33	2020-2020	Expense
					Check Amount:	**$43.33**		
Check Number: 34234		**Check Date: 08/10/2021**		**Payee Name: QUAL-LYNX**				
2021221964		MEDICAL ONLY	11/22/2020	OCEAN CITY	E-MISC ALL OTHER WC	$59.58	2020-2020	Expense
					Check Amount:	**$59.58**		
Check Number: 34235		**Check Date: 08/10/2021**		**Payee Name: QUAL-LYNX**				
2021224054		INDEMNITY	12/17/2020	MARGATE CITY	E-MISC ALL OTHER WC	$96.42	2020-2020	Expense

Check Register

Insurer: AJF-ATL.JOINT INS.FUND

Bank Account: ATLANTIC CNTY JIF IV

Claim Number	Claimant Name	Claimant Type	DOL	Insured Name	Transaction Type	Payment Amount	Policy Period	Payment Type
					Check Amount:	**$96.42**		
Check Number: 34236	**Check Date: 08/10/2021**			**Payee Name: QUAL-LYNX**				
2021224109		MEDICAL ONLY	12/16/2020	MILLVILLE CITY	E-MISC ALL OTHER WC	$24.92	2020-2020	Expense
					Check Amount:	**$24.92**		
Check Number: 34237	**Check Date: 08/10/2021**			**Payee Name: QUAL-LYNX**				
2021227746		INDEMNITY	01/26/2021	NORTH WILDWOOD CITY	E-MISC ALL OTHER WC	$36.83	2021-2021	Expense
					Check Amount:	**$36.83**		
Check Number: 34238	**Check Date: 08/10/2021**			**Payee Name: PLEASANTVILLE CITY**				
2021241955		INDEMNITY	06/26/2021	PLEASANTVILLE CITY	I-TEMPORARY TOTAL DISABILITY	$1,938.00	2021-2021	Loss
					Check Amount:	**$1,938.00**		
Check Number: 34239	**Check Date: 08/10/2021**			**Payee Name: PLEASANTVILLE CITY**				
2021241955		INDEMNITY	06/26/2021	PLEASANTVILLE CITY	I-TEMPORARY TOTAL DISABILITY	$1,938.00	2021-2021	Loss
					Check Amount:	**$1,938.00**		
Check Number: 34240	**Check Date: 08/10/2021**			**Payee Name: Central Orthopedic Associates**				
2020179470		BODILY INJURY	07/01/2019	PLEASANTVILLE CITY	E-MISC LEGAL EXPENSE GL	$1,495.00	2019-2019	Expense
					Check Amount:	**$1,495.00**		
Check Number: 34241	**Check Date: 08/10/2021**			**Payee Name: SEA ISLE CITY**				
2022243622		INDEMNITY	07/21/2021	SEA ISLE CITY	I-TEMPORARY TOTAL DISABILITY	$969.58	2021-2021	Loss
					Check Amount:	**$969.58**		
Check Number: 34242	**Check Date: 08/10/2021**			**Payee Name: Pleasantville City**				
2022242261		INDEMNITY	07/03/2021	PLEASANTVILLE CITY	I-TEMPORARY TOTAL DISABILITY	$1,661.14	2021-2021	Loss
					Check Amount:	**$1,661.14**		
Check Number: 34243	**Check Date: 08/10/2021**			**Payee Name: Williams, Jace**				
2021238830		INDEMNITY	05/27/2021	WILDWOOD CITY	I-TEMPORARY TOTAL DISABILITY	$695.10	2021-2021	Loss
					Check Amount:	**$695.10**		
Check Number: 34244	**Check Date: 08/10/2021**			**Payee Name: PLEASANTVILLE CITY**				
2021241955		INDEMNITY	06/26/2021	PLEASANTVILLE CITY	I-TEMPORARY TOTAL DISABILITY	$1,938.00	2021-2021	Loss
					Check Amount:	**$1,938.00**		
Check Number: 34245	**Check Date: 08/10/2021**			**Payee Name: Ocean City**				

Check Register

Insurer: AJF-ATL.JOINT INS.FUND

Bank Account: ATLANTIC CNTY JIF IV

Claim Number	Claimant Name	Claimant Type	DOL	Insured Name	Transaction Type	Payment Amount	Policy Period	Payment Type
2021241233		INDEMNITY	06/14/2021	OCEAN CITY	I-TEMPORARY TOTAL DISABILITY	$516.00	2021-2021	Loss
					Check Amount:	**$516.00**		
Check Number: 34246		**Check Date: 08/10/2021**		**Payee Name: GALLOWAY TOWNSHIP**				
2021226675		INDEMNITY	01/16/2021	GALLOWAY TOWNSHIP	I-TEMPORARY TOTAL DISABILITY	$2,907.00	2021-2021	Loss
					Check Amount:	**$2,907.00**		
Check Number: 34247		**Check Date: 08/10/2021**		**Payee Name: PLEASANTVILLE CITY**				
2021234267		INDEMNITY	04/03/2021	PLEASANTVILLE CITY	I-TEMPORARY TOTAL DISABILITY	$1,561.72	2021-2021	Loss
					Check Amount:	**$1,561.72**		
Check Number: 34248		**Check Date: 08/10/2021**		**Payee Name: NORTHFIELD CITY**				
2021234007		INDEMNITY	03/31/2021	NORTHFIELD CITY	I-TEMPORARY TOTAL DISABILITY	$1,938.00	2021-2021	Loss
					Check Amount:	**$1,938.00**		
Check Number: 34249		**Check Date: 08/10/2021**		**Payee Name: Ocean City**				
2021241233		INDEMNITY	06/14/2021	OCEAN CITY	I-TEMPORARY TOTAL DISABILITY	$147.43	2021-2021	Loss
					Check Amount:	**$147.43**		
Check Number: 34250		**Check Date: 08/10/2021**		**Payee Name: WILDWOOD CITY**				
2021240346		INDEMNITY	06/09/2021	WILDWOOD CITY	I-TEMPORARY TOTAL DISABILITY	$728.00	2021-2021	Loss
					Check Amount:	**$728.00**		
Check Number: 34251		**Check Date: 08/10/2021**		**Payee Name: OCEAN CITY**				
2021221883		INDEMNITY	11/26/2020	OCEAN CITY	I-TEMPORARY TOTAL DISABILITY	$1,890.00	2020-2020	Loss
					Check Amount:	**$1,890.00**		
Check Number: 34252		**Check Date: 08/10/2021**		**Payee Name: NORTH WILDWOOD CITY**				
2022244428		INDEMNITY	07/31/2021	NORTH WILDWOOD CITY	I-TEMPORARY TOTAL DISABILITY	$795.65	2021-2021	Loss
					Check Amount:	**$795.65**		
Check Number: 34253		**Check Date: 08/10/2021**		**Payee Name: LAW OFFICES OF THOMAS G SMITH PC**				
2020183803		BODILY INJURY	08/28/2019	MARGATE CITY	L-LEGAL GL	$3,805.95	2019-2019	Legal
2018142331		BODILY INJURY	07/19/2017	AVALON BOROUGH	L-LEGAL GL	$1,089.00	2017-2017	Legal
2019148310		BODILY INJURY	07/13/2018	NEWFIELD BOROUGH	L-LEGAL GL	$627.00	2018-2018	Legal
					Check Amount:	**$5,521.95**		
Check Number: 34254		**Check Date: 08/10/2021**		**Payee Name: Lawrence Murray**				
2019175917		INDEMNITY	06/07/2019	HAMILTON TOWNSHIP	I-PERMANENT PARTIAL DISABILITY	$21,327.30	2019-2019	Loss

Check Register

Insurer: AJF-ATL.JOINT INS.FUND

Bank Account: ATLANTIC CNTY JIF IV

Claim Number	Claimant Name	Claimant Type	DOL	Insured Name	Transaction Type	Payment Amount	Policy Period	Payment Type
					Check Amount:	**$21,327.30**		
Check Number: 34255		**Check Date: 08/10/2021**		**Payee Name: Girard Tell**				
2020190832		INDEMNITY	11/15/2019	PLEASANTVILLE CITY	I-TEMPORARY TOTAL DISABILITY	$1,842.00	2019-2019	Loss
					Check Amount:	**$1,842.00**		
Check Number: 34256		**Check Date: 08/10/2021**		**Payee Name: Christopher DeVito**				
2021214232		INDEMNITY	09/08/2020	GALLOWAY TOWNSHIP	I-TEMPORARY TOTAL DISABILITY	$1,890.00	2020-2020	Loss
					Check Amount:	**$1,890.00**		
Check Number: 34257		**Check Date: 08/10/2021**		**Payee Name: Alexandria Falivene**				
2020181183		INDEMNITY	07/09/2019	ABSECON CITY	I-TEMPORARY TOTAL DISABILITY	$1,842.00	2019-2019	Loss
					Check Amount:	**$1,842.00**		
Check Number: 34258		**Check Date: 08/10/2021**		**Payee Name: Mark Jacoby**				
2020190013		INDEMNITY	11/14/2019	EGG HARBOR TOWNSHIP	I-PERMANENT PARTIAL DISABILITY	$246.00	2019-2019	Loss
					Check Amount:	**$246.00**		
Check Number: 34259		**Check Date: 08/10/2021**		**Payee Name: Melanie Banks**				
2022243887		3RD PARTY PD	07/24/2021	CAPE MAY POINT BOROUGH	M-MISC MED(WC) & PD (NON-WC) AL PD	$500.00	2021-2021	Loss
					Check Amount:	**$500.00**		
Check Number: 34260		**Check Date: 08/10/2021**		**Payee Name: Richard Hudson**				
2021229484		INDEMNITY	02/10/2021	ABSECON CITY	I-TEMPORARY TOTAL DISABILITY	$1,938.00	2021-2021	Loss
					Check Amount:	**$1,938.00**		
Check Number: 34261		**Check Date: 08/10/2021**		**Payee Name: GRIFFIN BONNER**				
2018107168		INDEMNITY	07/07/2017	STONE HARBOR BOROUGH	I-PERMANENT PARTIAL DISABILITY	$1,056.28	2017-2017	Loss
					Check Amount:	**$1,056.28**		
Check Number: 34262		**Check Date: 08/10/2021**		**Payee Name: ROBERT SMITH**				
2018120205		INDEMNITY	12/11/2017	EGG HARBOR TOWNSHIP	I-PERMANENT PARTIAL DISABILITY	$1,129.32	2017-2017	Loss
					Check Amount:	**$1,129.32**		
Check Number: 34263		**Check Date: 08/10/2021**		**Payee Name: DAVID ARISTIZABAL**				
2018131162		INDEMNITY	04/13/2018	PLEASANTVILLE CITY	I-PERMANENT PARTIAL DISABILITY	$1,098.40	2018-2018	Loss
					Check Amount:	**$1,098.40**		
Check Number: 34264		**Check Date: 08/10/2021**		**Payee Name: Nicholas Lovallo**				

Check Register

Insurer: AJF-ATL.JOINT INS.FUND

Bank Account: ATLANTIC CNTY JIF IV

Claim Number	Claimant Name	Claimant Type	DOL	Insured Name	Transaction Type	Payment Amount	Policy Period	Payment Type
2019174451		INDEMNITY	05/22/2019	EGG HARBOR TOWNSHIP	I-PERMANENT PARTIAL DISABILITY	$1,120.16	2019-2019	Loss
					Check Amount:	**$1,120.16**		
Check Number: 34265		**Check Date: 08/10/2021**		**Payee Name: Servando Pahang**				
2020203443		INDEMNITY	04/21/2020	HAMILTON TOWNSHIP	I-PERMANENT PARTIAL DISABILITY	$1,008.00	2020-2020	Loss
					Check Amount:	**$1,008.00**		
Check Number: 34266		**Check Date: 08/10/2021**		**Payee Name: JOHN BERRY**				
2019149430		INDEMNITY	07/28/2018	EGG HARBOR TOWNSHIP	I-PERMANENT PARTIAL DISABILITY	$1,098.40	2018-2018	Loss
					Check Amount:	**$1,098.40**		
Check Number: 34267		**Check Date: 08/10/2021**		**Payee Name: JOSEPH DIXON**				
2018107226		INDEMNITY	07/07/2017	MILLVILLE CITY	I-PERMANENT PARTIAL DISABILITY	$1,090.40	2017-2017	Loss
					Check Amount:	**$1,090.40**		
Check Number: 34268		**Check Date: 08/10/2021**		**Payee Name: PAUL WELDON**				
2018121894		INDEMNITY	01/05/2018	EGG HARBOR TOWNSHIP	I-PERMANENT PARTIAL DISABILITY	$1,924.00	2018-2018	Loss
					Check Amount:	**$1,924.00**		
Check Number: 34269		**Check Date: 08/10/2021**		**Payee Name: George Moore**				
2020204206		INDEMNITY	05/01/2020	BRIGANTINE CITY	I-PERMANENT PARTIAL DISABILITY	$1,095.60	2020-2020	Loss
					Check Amount:	**$1,095.60**		
Check Number: 34270		**Check Date: 08/10/2021**		**Payee Name: WYATT CLEVENGER**				
2018110789		INDEMNITY	08/23/2017	OCEAN CITY	I-PERMANENT PARTIAL DISABILITY	$1,672.00	2017-2017	Loss
					Check Amount:	**$1,672.00**		
Check Number: 34271		**Check Date: 08/10/2021**		**Payee Name: ANTHONY REBARDO**				
2019148274		INDEMNITY	07/19/2018	EGG HARBOR TOWNSHIP	I-PERMANENT PARTIAL DISABILITY	$1,064.28	2018-2018	Loss
					Check Amount:	**$1,064.28**		
Check Number: 34272		**Check Date: 08/10/2021**		**Payee Name: ABSECON CITY**				
2021210306		INLAND MARINE	07/10/2020	ABSECON CITY	M-MISC MED(WC) & PD (NON-WC) OTR LOSS PR	$1,000.00	2020-2020	Loss
					Check Amount:	**$1,000.00**		
Check Number: 34273		**Check Date: 08/10/2021**		**Payee Name: LONGPORT BOROUGH**				
2022242556		INLAND MARINE	07/04/2021	LONGPORT BOROUGH	M-MISC MED(WC) & PD (NON-WC) OTR LOSS PR	$3,570.79	2021-2021	Loss
					Check Amount:	**$3,570.79**		

Check Register

Insurer: AJF-ATL.JOINT INS.FUND

Bank Account: ATLANTIC CNTY JIF IV

Claim Number	Claimant Name	Claimant Type	DOL	Insured Name	Transaction Type	Payment Amount	Policy Period	Payment Type
Check Number: 34274		**Check Date: 08/10/2021**		**Payee Name: EGG HARBOR TOWNSHIP**				
2022243987		1ST PARTY COLL PD	07/24/2021	EGG HARBOR TOWNSHIP	M-MISC MED(WC) & PD (NON-WC) PR COLL	$4,325.09	2021-2021	Loss
					Check Amount:	**$4,325.09**		
Check Number: 34275		**Check Date: 08/10/2021**		**Payee Name: STONE HARBOR BOROUGH**				
2022242662		COMPREHENSIVE	07/03/2021	STONE HARBOR BOROUGH	M-MISC MED(WC) & PD (NON-WC) PR COLL	$1,275.00	2021-2021	Loss
					Check Amount:	**$1,275.00**		
Check Number: 34276		**Check Date: 08/10/2021**		**Payee Name: MILLVILLE CITY**				
2021216953		1ST PARTY COLL PD	10/03/2020	MILLVILLE CITY	M-MISC MED(WC) & PD (NON-WC) PR COLL	$1,588.32	2020-2020	Loss
					Check Amount:	**$1,588.32**		
Check Number: 34277		**Check Date: 08/10/2021**		**Payee Name: NORTH WILDWOOD CITY**				
2021239856		1ST PARTY COLL PD	05/04/2021	NORTH WILDWOOD CITY	M-MISC MED(WC) & PD (NON-WC) PR COLL	$292.25	2021-2021	Loss
					Check Amount:	**$292.25**		
Check Number: 34278		**Check Date: 08/10/2021**		**Payee Name: ATLANTICARE PHYSICIAN GROUP, PA**				
2021241235		MEDICAL ONLY	06/18/2021	BRIGANTINE CITY	M-PHYSICIAN FEES	$263.00	2021-2021	Loss
					Check Amount:	**$263.00**		
Check Number: 34279		**Check Date: 08/10/2021**		**Payee Name: ATLANTICARE URGENT CARE & OCCUPATIONAL HEALTH**				
2021241233		INDEMNITY	06/14/2021	OCEAN CITY	M-URGENT CARE CENTER	$263.00	2021-2021	Loss
2021226687		INDEMNITY	01/18/2021	EGG HARBOR TOWNSHIP	M-OCCUPATIONAL MEDICINE	$305.80	2021-2021	Loss
2020202854		INDEMNITY	04/20/2020	EGG HARBOR TOWNSHIP	M-OCCUPATIONAL MEDICINE	$106.08	2020-2020	Loss
					Check Amount:	**$674.88**		
Check Number: 34280		**Check Date: 08/10/2021**		**Payee Name: IVY REHAB NETWORK, INC**				
2021228131		INDEMNITY	01/26/2021	OCEAN CITY	M-PHYSICAL/OCCUPATIONAL THERAPY	$255.00	2021-2021	Loss
					Check Amount:	**$255.00**		
Check Number: 34281		**Check Date: 08/10/2021**		**Payee Name: RANCOCAS ANESTHESIOLOGY PA**				
2021237286		INDEMNITY	05/09/2021	MILLVILLE CITY	M-PHYSICIAN FEES	$1,446.97	2021-2021	Loss
					Check Amount:	**$1,446.97**		
Check Number: 34282		**Check Date: 08/10/2021**		**Payee Name: ATLANTIC EMERGENCY ASSOCIATES**				
2021225423		MEDICAL ONLY	12/15/2020	GALLOWAY TOWNSHIP	M-PHYSICIAN FEES	$1,506.00	2020-2020	Loss
					Check Amount:	**$1,506.00**		

Check Register

Insurer: AJF-ATL.JOINT INS.FUND

Bank Account: ATLANTIC CNTY JIF IV

Claim Number	Claimant Name	Claimant Type	DOL	Insured Name	Transaction Type	Payment Amount	Policy Period	Payment Type
Check Number: 34283		**Check Date: 08/10/2021**		**Payee Name: STRIVE PHYSICAL THERAPY AND SPORTS REHABILITATION LLC**				
2021238003		INDEMNITY	05/17/2021	VENTNOR CITY	M-PHYSICAL/OCCUPATIONAL THERAPY	$160.00	2021-2021	Loss
2021214232		INDEMNITY	09/08/2020	GALLOWAY TOWNSHIP	M-PHYSICAL/OCCUPATIONAL THERAPY	$320.00	2020-2020	Loss
2020181183		INDEMNITY	07/09/2019	ABSECON CITY	M-PHYSICAL/OCCUPATIONAL THERAPY	$240.00	2019-2019	Loss
2021234875		INDEMNITY	04/09/2021	MILLVILLE CITY	M-PHYSICAL/OCCUPATIONAL THERAPY	$80.00	2021-2021	Loss
2021236934		INDEMNITY	05/04/2021	GALLOWAY TOWNSHIP	M-PHYSICAL/OCCUPATIONAL THERAPY	$160.00	2021-2021	Loss
2021238446		INDEMNITY	05/23/2021	OCEAN CITY	M-PHYSICAL/OCCUPATIONAL THERAPY	$160.00	2021-2021	Loss
					Check Amount:	**$1,120.00**		
Check Number: 34284		**Check Date: 08/10/2021**		**Payee Name: REGIONAL DIAGNOSTIC IMAGING, PA**				
2021237844		INDEMNITY	05/15/2021	HAMILTON TOWNSHIP	M-PHYSICIAN FEES	$97.60	2021-2021	Loss
					Check Amount:	**$97.60**		
Check Number: 34285		**Check Date: 08/10/2021**		**Payee Name: RK PSYCHOLOGY & NEUROPSYCOLOGY**				
2021211670		INDEMNITY	08/06/2020	VENTNOR CITY	M-BEHAVIORAL HEALTH	$300.00	2020-2020	Loss
					Check Amount:	**$300.00**		
Check Number: 34286		**Check Date: 08/10/2021**		**Payee Name: VIRTUA WEST JERSEY HEALTH INC**				
2021225820		MEDICAL ONLY	01/05/2021	HAMILTON TOWNSHIP	M-ACUTE CARE HOSPITAL	$133.00	2021-2021	Loss
					Check Amount:	**$133.00**		
Check Number: 34287		**Check Date: 08/10/2021**		**Payee Name: BACHARACH INSTITUTE FOR REHABILITATION, INC**				
2021240780		INDEMNITY	06/12/2021	OCEAN CITY	M-INPATIENT REHABILITATION	$510.00	2021-2021	Loss
					Check Amount:	**$510.00**		
Check Number: 34288		**Check Date: 08/10/2021**		**Payee Name: CAPE REGIONAL MEDICAL CENTER**				
2022242169		MEDICAL ONLY	07/01/2021	NORTH WILDWOOD CITY	M-ACUTE CARE HOSPITAL	$1,404.00	2021-2021	Loss
					Check Amount:	**$1,404.00**		
Check Number: 34289		**Check Date: 08/10/2021**		**Payee Name: BURLINGTON COUNTY ORTHOPAEDIC SPECIALIST P A**				
2021240346		INDEMNITY	06/09/2021	WILDWOOD CITY	M-ORTHO/NEURO FEES	$379.60	2021-2021	Loss
					Check Amount:	**$379.60**		
Check Number: 34290		**Check Date: 08/10/2021**		**Payee Name: ATLANTIC MEDICAL IMAGING LLC**				
2021236577		INDEMNITY	04/25/2021	EGG HARBOR TOWNSHIP	M-MRI	$516.54	2021-2021	Loss
					Check Amount:	**$516.54**		
Check Number: 34291		**Check Date: 08/10/2021**		**Payee Name: TWIN BORO PHYSICAL THERAPY**				

Check Register

Insurer: AJF-ATL.JOINT INS.FUND

Bank Account: ATLANTIC CNTY JIF IV

Claim Number	Claimant Name	Claimant Type	DOL	Insured Name	Transaction Type	Payment Amount	Policy Period	Payment Type
2021236465		INDEMNITY	04/26/2021	PLEASANTVILLE CITY	M-PHYSICAL/OCCUPATIONAL THERAPY	$320.00	2021-2021	Loss
2021232192		INDEMNITY	03/10/2021	EGG HARBOR TOWNSHIP	M-PHYSICAL/OCCUPATIONAL THERAPY	$160.00	2021-2021	Loss
2021215991		INDEMNITY	09/28/2020	MARGATE CITY	M-PHYSICAL/OCCUPATIONAL THERAPY	$240.00	2020-2020	Loss
2021234700		MEDICAL ONLY	04/09/2021	EGG HARBOR TOWNSHIP	M-PHYSICAL/OCCUPATIONAL THERAPY	$240.00	2021-2021	Loss
2021237448		INDEMNITY	05/11/2021	EGG HARBOR TOWNSHIP	M-PHYSICAL/OCCUPATIONAL THERAPY	$80.00	2021-2021	Loss
2021234007		INDEMNITY	03/31/2021	NORTHFIELD CITY	M-PHYSICAL/OCCUPATIONAL THERAPY	$240.00	2021-2021	Loss
2022242712		MEDICAL ONLY	07/12/2021	EGG HARBOR TOWNSHIP	M-PHYSICAL/OCCUPATIONAL THERAPY	$400.00	2021-2021	Loss
2021240186		INDEMNITY	06/08/2021	EGG HARBOR TOWNSHIP	M-PHYSICAL/OCCUPATIONAL THERAPY	$480.00	2021-2021	Loss
					Check Amount:	**$2,160.00**		
Check Number: 34292		**Check Date: 08/10/2021**		**Payee Name: KINEMATIC CONSULTANTS, INC.**				
2021212429		INDEMNITY	08/16/2020	MILLVILLE CITY	M-PHYSICAL/OCCUPATIONAL THERAPY	$720.00	2020-2020	Loss
					Check Amount:	**$720.00**		
Check Number: 34293		**Check Date: 08/10/2021**		**Payee Name: ONE CALL CARE DIAGNOSTICS**				
2019176814		INDEMNITY	06/18/2019	PLEASANTVILLE CITY	M-MRI	$1,075.00	2019-2019	Loss
2021229484		INDEMNITY	02/10/2021	ABSECON CITY	M-MRI	$485.00	2021-2021	Loss
2021233698		INDEMNITY	03/26/2021	LINWOOD CITY	M-MRI	$550.00	2021-2021	Loss
2021240346		INDEMNITY	06/09/2021	WILDWOOD CITY	M-MRI	$485.00	2021-2021	Loss
					Check Amount:	**$2,595.00**		
Check Number: 34294		**Check Date: 08/10/2021**		**Payee Name: MATTHEW J PITERA MD PA**				
2020191564		INDEMNITY	12/04/2019	PLEASANTVILLE CITY	M-BEHAVIORAL HEALTH	$450.00	2019-2019	Loss
					Check Amount:	**$450.00**		
Check Number: 34295		**Check Date: 08/10/2021**		**Payee Name: ROTHMAN ORTHOPAEDICS**				
2021214232		INDEMNITY	09/08/2020	GALLOWAY TOWNSHIP	M-ORTHO/NEURO FEES	$92.00	2020-2020	Loss
2021236577		INDEMNITY	04/25/2021	EGG HARBOR TOWNSHIP	M-ORTHO/NEURO FEES	$73.90	2021-2021	Loss
2021214761		INDEMNITY	09/15/2020	EGG HARBOR TOWNSHIP	M-ORTHO/NEURO FEES	$73.90	2020-2020	Loss
					Check Amount:	**$239.80**		
Check Number: 34296		**Check Date: 08/10/2021**		**Payee Name: REHAB EXCELLENCE CENTER, LLC**				
2021237286		INDEMNITY	05/09/2021	MILLVILLE CITY	M-PHYSICAL/OCCUPATIONAL THERAPY	$405.00	2021-2021	Loss
					Check Amount:	**$405.00**		
Check Number: 34297		**Check Date: 08/10/2021**		**Payee Name: ACCENT HEAD AND NECK GROUP, PA**				
2021237407		MEDICAL ONLY	05/06/2021	OCEAN CITY	M-PHYSICIAN FEES	$191.22	2021-2021	Loss
					Check Amount:	**$191.22**		

Check Register

Insurer: AJF-ATL.JOINT INS.FUND

Bank Account: ATLANTIC CNTY JIF IV

Claim Number	Claimant Name	Claimant Type	DOL	Insured Name	Transaction Type	Payment Amount	Policy Period	Payment Type
Check Number: 34298		**Check Date: 08/10/2021**		**Payee Name: SHORE AMBULATORY SURGICAL CTR, LLC**				
2018111456		INDEMNITY	08/30/2017	VENTNOR CITY	M-AMBULATORY SURGERY CENTER	$3,982.00	2017-2017	Loss
					Check Amount:	**$3,982.00**		
Check Number: 34299		**Check Date: 08/10/2021**		**Payee Name: NovaCare Rehabilitation**				
2022242261		INDEMNITY	07/03/2021	PLEASANTVILLE CITY	M-PHYSICAL/OCCUPATIONAL THERAPY	$294.00	2021-2021	Loss
2021229819		INDEMNITY	02/15/2021	WILDWOOD CITY	M-PHYSICAL/OCCUPATIONAL THERAPY	$294.00	2021-2021	Loss
2021238830		INDEMNITY	05/27/2021	WILDWOOD CITY	M-PHYSICAL/OCCUPATIONAL THERAPY	$294.00	2021-2021	Loss
					Check Amount:	**$882.00**		
Check Number: 34300		**Check Date: 08/10/2021**		**Payee Name: PREMIER ORTHOPAEDIC & SPORTS MEDICINE ASSOCIATES OF SNJ**				
2017093366		INDEMNITY	01/27/2017	PLEASANTVILLE CITY	M-ORTHO/NEURO FEES	$88.09	2017-2017	Loss
					Check Amount:	**$88.09**		
Check Number: 34301		**Check Date: 08/10/2021**		**Payee Name: QUEST DIAGNOSTICS**				
2021234267		INDEMNITY	04/03/2021	PLEASANTVILLE CITY	M-OTHER PROVIDER FEES	$38.26	2021-2021	Loss
					Check Amount:	**$38.26**		
Check Number: 34302		**Check Date: 08/10/2021**		**Payee Name: CAPE PHYSICAL THERAPY LLC**				
2019165094		INDEMNITY	02/05/2019	LOWER TOWNSHIP	M-PHYSICAL/OCCUPATIONAL THERAPY	$828.00	2019-2019	Loss
2021238466		INDEMNITY	05/19/2021	WILDWOOD CITY	M-PHYSICAL/OCCUPATIONAL THERAPY	$450.00	2021-2021	Loss
					Check Amount:	**$1,278.00**		
Check Number: 34303		**Check Date: 08/10/2021**		**Payee Name: THE FRANKEL ORTHOPEDICS AND SPORTS**				
2021229484		INDEMNITY	02/10/2021	ABSECON CITY	M-ORTHO/NEURO FEES	$295.23	2021-2021	Loss
					Check Amount:	**$295.23**		
Check Number: 34304		**Check Date: 08/10/2021**		**Payee Name: ATLANTICARE URGENT CARE**				
2021239479		MEDICAL ONLY	06/04/2021	MULLICA TOWNSHIP	M-PHYSICIAN FEES	$232.87	2021-2021	Loss
					Check Amount:	**$232.87**		
Check Number: 34305		**Check Date: 08/10/2021**		**Payee Name: BAYFRONT EMERGENCY PHYSICIANS, PA**				
2021241144		MEDICAL ONLY	06/16/2021	OCEAN CITY	M-PHYSICIAN FEES	$875.00	2021-2021	Loss
2021214307		INDEMNITY	09/09/2020	EGG HARBOR TOWNSHIP	M-PHYSICIAN FEES	$442.00	2020-2020	Loss
2021237446		MEDICAL ONLY	05/12/2021	EGG HARBOR TOWNSHIP	M-PHYSICIAN FEES	$742.00	2021-2021	Loss
					Check Amount:	**$2,059.00**		
Check Number: 34306		**Check Date: 08/10/2021**		**Payee Name: ADVANCED RADIOLOGY SOLUTIONS LLC**				

Check Register

Insurer: AJF-ATL.JOINT INS.FUND

Bank Account: ATLANTIC CNTY JIF IV

Claim Number	Claimant Name	Claimant Type	DOL	Insured Name	Transaction Type	Payment Amount	Policy Period	Payment Type
2021214307		INDEMNITY	09/09/2020	EGG HARBOR TOWNSHIP	M-PHYSICIAN FEES	$11.40	2020-2020	Loss
					Check Amount:	**$11.40**		
Check Number: 34307		**Check Date: 08/10/2021**		**Payee Name: ATLANTICARE REGIONAL MEDICAL CENTER**				
2022242261		INDEMNITY	07/03/2021	PLEASANTVILLE CITY	M-ACUTE CARE HOSPITAL	$2,511.00	2021-2021	Loss
2021234267		INDEMNITY	04/03/2021	PLEASANTVILLE CITY	M-ACUTE CARE HOSPITAL	$136,860.00	2021-2021	Loss
					Check Amount:	**$139,371.00**		
Check Number: 34308		**Check Date: 08/10/2021**		**Payee Name: ATLANTIC EMERGENCY ASSOCIATES**				
2021239867		MEDICAL ONLY	06/07/2021	LINWOOD CITY	M-PHYSICIAN FEES	$990.00	2021-2021	Loss
					Check Amount:	**$990.00**		
Check Number: 34309		**Check Date: 08/10/2021**		**Payee Name: ATLANTIC DIAGNOSTIC LABORATORIES**				
2021237523		INDEMNITY	05/11/2021	MIDDLE TOWNSHIP	M-OTHER PROVIDER FEES	$149.00	2021-2021	Loss
					Check Amount:	**$149.00**		
Check Number: 34310		**Check Date: 08/10/2021**		**Payee Name: LAWRENCE P CLINTON MD**				
2020191099		INDEMNITY	11/27/2019	MIDDLE TOWNSHIP	M-BEHAVIORAL HEALTH	$250.00	2019-2019	Loss
					Check Amount:	**$250.00**		
Check Number: 34311		**Check Date: 08/10/2021**		**Payee Name: NEUROSURGICAL AND SPINE SPECIALIST LLC**				
2019162198		INDEMNITY	01/04/2019	OCEAN CITY	M-PHYSICIAN FEES	$300.00	2019-2019	Loss
2021234007		INDEMNITY	03/31/2021	NORTHFIELD CITY	M-PHYSICIAN FEES	$144.35	2021-2021	Loss
					Check Amount:	**$444.35**		
Check Number: 34312		**Check Date: 08/10/2021**		**Payee Name: FUSION HEALTHCARE SOLUTIONS**				
2021234875		INDEMNITY	04/09/2021	MILLVILLE CITY	M-DME/PROSTHETICS	$1,928.00	2021-2021	Loss
2021237286		INDEMNITY	05/09/2021	MILLVILLE CITY	M-DME/PROSTHETICS	$1,928.00	2021-2021	Loss
					Check Amount:	**$3,856.00**		
Check Number: 34313		**Check Date: 08/10/2021**		**Payee Name: myMATRIXX**				
2021211667		INDEMNITY	08/06/2020	VENTNOR CITY	M-PHARMACY	$26.79	2020-2020	Loss
2021211669		INDEMNITY	08/06/2020	VENTNOR CITY	M-PHARMACY	$121.90	2020-2020	Loss
2022242712		MEDICAL ONLY	07/12/2021	EGG HARBOR TOWNSHIP	M-PHARMACY	$105.24	2021-2021	Loss
					Check Amount:	**$253.93**		
Check Number: 34314		**Check Date: 08/10/2021**		**Payee Name: ORTHOPAEDICS NEW JERSEY, LLC**				
2022243031		INDEMNITY	07/15/2021	UPPER TOWNSHIP	M-ORTHO/NEURO FEES	$85.32	2021-2021	Loss
2021241476		MEDICAL ONLY	06/22/2021	MARGATE CITY	M-ORTHO/NEURO FEES	$125.59	2021-2021	Loss

Check Register

Insurer: AJF-ATL.JOINT INS.FUND

Bank Account: ATLANTIC CNTY JIF IV

Claim Number	Claimant Name	Claimant Type	DOL	Insured Name	Transaction Type	Payment Amount	Policy Period	Payment Type
2021240599		INDEMNITY	06/14/2021	NORTH WILDWOOD CITY	M-ORTHO/NEURO FEES	$125.59	2021-2021	Loss
2021229484		INDEMNITY	02/10/2021	ABSECON CITY	M-ORTHO/NEURO FEES	$140.22	2021-2021	Loss
2022242233		INDEMNITY	07/05/2021	VENTNOR CITY	M-PHYSICIAN FEES	$85.32	2021-2021	Loss
2021238654		INDEMNITY	05/25/2021	LINWOOD CITY	M-PHYSICIAN FEES	$124.67	2021-2021	Loss
2021233698		INDEMNITY	03/26/2021	LINWOOD CITY	M-PHYSICIAN FEES	$85.32	2021-2021	Loss
2022243447		MEDICAL ONLY	07/21/2021	SEA ISLE CITY	M-ORTHO/NEURO FEES	$239.32	2021-2021	Loss
					Check Amount:	**$1,011.35**		
Check Number: 34315		**Check Date: 08/10/2021**		**Payee Name: PHYSICIAN PAIN MANAGEMENT**				
2021210129		INDEMNITY	07/14/2020	BRIGANTINE CITY	M-PHYSICIAN FEES	$557.50	2020-2020	Loss
					Check Amount:	**$557.50**		
Check Number: 34316		**Check Date: 08/10/2021**		**Payee Name: ORTHOPAEDICS NEW JERSEY**				
2020181713		INDEMNITY	08/20/2019	PLEASANTVILLE CITY	M-ORTHO/NEURO FEES	$121.97	2019-2019	Loss
					Check Amount:	**$121.97**		
Check Number: 34317		**Check Date: 08/10/2021**		**Payee Name: ISO SERVICES INC**				
2021240476		MEDICAL ONLY	06/14/2021	WILDWOOD CREST BOROUGH	E-MISC ALL OTHER WC	$12.25	2021-2021	Expense
2021240859		MEDICAL ONLY	06/15/2021	VENTNOR CITY	E-MISC ALL OTHER WC	$12.25	2021-2021	Expense
2021240978		INDEMNITY	12/30/2020	EGG HARBOR TOWNSHIP	E-MISC ALL OTHER WC	$12.25	2020-2020	Expense
2021239771		INDEMNITY	06/03/2021	MIDDLE TOWNSHIP	E-MISC ALL OTHER WC	$24.50	2021-2021	Expense
2021241709		MEDICAL ONLY	06/26/2021	AVALON BOROUGH	E-MISC ALL OTHER WC	$12.25	2021-2021	Expense
2021241298		BODILY INJURY	05/24/2021	EGG HARBOR TOWNSHIP	E-MISC ALL OTHER GL	$12.25	2021-2021	Expense
2021241336		BODILY INJURY	05/24/2021	OCEAN CITY	E-MISC ALL OTHER GL	$12.25	2021-2021	Expense
2021240245		BODILY INJURY	05/15/2021	MARGATE CITY	E-MISC ALL OTHER GL	$12.25	2021-2021	Expense
2021239231		BODILY INJURY	06/02/2021	MARGATE CITY	E-MISC ALL OTHER GL	$12.25	2021-2021	Expense
2021239387		MEDICAL ONLY	06/01/2021	NORTH WILDWOOD CITY	E-MISC ALL OTHER WC	$12.25	2021-2021	Expense
2021240135		MEDICAL ONLY	06/09/2021	NORTH WILDWOOD CITY	E-MISC ALL OTHER WC	$12.25	2021-2021	Expense
2021240497		MEDICAL ONLY	06/13/2021	OCEAN CITY	E-MISC ALL OTHER WC	$12.25	2021-2021	Expense
2021240540		BODILY INJURY	05/24/2021	SOMERS POINT CITY	E-MISC ALL OTHER GL	$12.25	2021-2021	Expense
2021241589		MEDICAL ONLY	06/24/2021	CAPE MAY CITY	E-MISC ALL OTHER WC	$12.25	2021-2021	Expense
2021239704		BODILY INJURY	06/05/2021	NORTH WILDWOOD CITY	E-MISC ALL OTHER GL	$12.25	2021-2021	Expense
2021240297		BODILY INJURY	06/06/2021	NORTH WILDWOOD CITY	E-MISC ALL OTHER GL	$12.25	2021-2021	Expense
2021239499		INDEMNITY	09/20/2020	AVALON BOROUGH	E-MISC ALL OTHER WC	$12.25	2020-2020	Expense
2021239861		MEDICAL ONLY	05/29/2021	OCEAN CITY	E-MISC ALL OTHER WC	$12.25	2021-2021	Expense
2021241596		MEDICAL ONLY	06/23/2021	UPPER TOWNSHIP	E-MISC ALL OTHER WC	$12.25	2021-2021	Expense
2021240452		BODILY INJURY	06/07/2021	SOMERS POINT CITY	E-MISC ALL OTHER GL	$12.25	2021-2021	Expense

Check Register

Insurer: AJF-ATL.JOINT INS.FUND

Bank Account: ATLANTIC CNTY JIF IV

Claim Number	Claimant Name	Claimant Type	DOL	Insured Name	Transaction Type	Payment Amount	Policy Period	Payment Type
2019152485		INDEMNITY	09/12/2018	VENTNOR CITY	E-MISC ALL OTHER WC	$12.25	2018-2018	Expense
2021239479		MEDICAL ONLY	06/04/2021	MULLICA TOWNSHIP	E-MISC ALL OTHER WC	$12.25	2021-2021	Expense
2021239388		MEDICAL ONLY	06/01/2021	NORTH WILDWOOD CITY	E-MISC ALL OTHER WC	$12.25	2021-2021	Expense
2021241476		MEDICAL ONLY	06/22/2021	MARGATE CITY	E-MISC ALL OTHER WC	$12.25	2021-2021	Expense
2021239850		BODILY INJURY	06/07/2021	NORTH WILDWOOD CITY	E-MISC ALL OTHER GL	$12.25	2021-2021	Expense
2020181716		INDEMNITY	08/20/2019	NORTH WILDWOOD CITY	E-MISC ALL OTHER WC	$12.25	2019-2019	Expense
2021239867		MEDICAL ONLY	06/07/2021	LINWOOD CITY	E-MISC ALL OTHER WC	$12.25	2021-2021	Expense
2021240599		INDEMNITY	06/14/2021	NORTH WILDWOOD CITY	E-MISC ALL OTHER WC	$12.25	2021-2021	Expense
2021239665		BODILY INJURY	06/05/2021	NORTH WILDWOOD CITY	E-MISC ALL OTHER GL	$12.25	2021-2021	Expense
2021241283		MEDICAL ONLY	06/21/2021	STONE HARBOR BOROUGH	E-MISC ALL OTHER WC	$12.25	2021-2021	Expense
2021239100		INDEMNITY	06/02/2021	SEA ISLE CITY	E-MISC ALL OTHER WC	$12.25	2021-2021	Expense
2021239396		MEDICAL ONLY	05/28/2021	AVALON BOROUGH	E-MISC ALL OTHER WC	$12.25	2021-2021	Expense
2019168342		INDEMNITY	03/11/2019	MIDDLE TOWNSHIP	E-MISC ALL OTHER WC	$12.25	2019-2019	Expense
2021240525		MEDICAL ONLY	06/14/2021	BRIGANTINE CITY	E-MISC ALL OTHER WC	$12.25	2021-2021	Expense
2021239057		MEDICAL ONLY	05/27/2021	GALLOWAY TOWNSHIP	E-MISC ALL OTHER WC	$12.25	2021-2021	Expense
2021219674		INDEMNITY	11/08/2020	PLEASANTVILLE CITY	E-MISC ALL OTHER WC	$12.25	2020-2020	Expense
2021239928		MEDICAL ONLY	06/08/2021	SEA ISLE CITY	E-MISC ALL OTHER WC	$12.25	2021-2021	Expense
2021238654		INDEMNITY	05/25/2021	LINWOOD CITY	E-MISC ALL OTHER WC	$12.25	2021-2021	Expense
2018129612		INDEMNITY	03/22/2018	MARGATE CITY	E-MISC ALL OTHER WC	$12.25	2018-2018	Expense
2021241364		MEDICAL ONLY	06/22/2021	WILDWOOD CREST BOROUGH	E-MISC ALL OTHER WC	$12.25	2021-2021	Expense
2021241485		MEDICAL ONLY	06/22/2021	CAPE MAY CITY	E-MISC ALL OTHER WC	$12.25	2021-2021	Expense
2021240720		BODILY INJURY	05/09/2021	EGG HARBOR TOWNSHIP	E-MISC ALL OTHER GL	$12.25	2021-2021	Expense
2021238730		MEDICAL ONLY	05/26/2021	NORTH WILDWOOD CITY	E-MISC ALL OTHER WC	$12.25	2021-2021	Expense
2021239249		MEDICAL ONLY	06/01/2021	MILLVILLE CITY	E-MISC ALL OTHER WC	$12.25	2021-2021	Expense
2021241312		MEDICAL ONLY	06/20/2021	AVALON BOROUGH	E-MISC ALL OTHER WC	$12.25	2021-2021	Expense
2021223733		INDEMNITY	10/01/2020	GALLOWAY TOWNSHIP	E-MISC ALL OTHER WC	$12.25	2020-2020	Expense
2021239415		MEDICAL ONLY	05/10/2021	WILDWOOD CITY	E-MISC ALL OTHER WC	$12.25	2021-2021	Expense
2021239676		INDEMNITY	06/04/2021	EGG HARBOR TOWNSHIP	E-MISC ALL OTHER WC	$12.25	2021-2021	Expense
2021239099		MEDICAL ONLY	05/30/2021	SEA ISLE CITY	E-MISC ALL OTHER WC	$12.25	2021-2021	Expense
2021240346		INDEMNITY	06/09/2021	WILDWOOD CITY	E-MISC ALL OTHER WC	$12.25	2021-2021	Expense
2021239678		MEDICAL ONLY	06/05/2021	AVALON BOROUGH	E-MISC ALL OTHER WC	$12.25	2021-2021	Expense
2019176354		BODILY INJURY	06/10/2019	NORTH WILDWOOD CITY	E-MISC ALL OTHER AL	$12.25	2019-2019	Expense
2021241307		BODILY INJURY	05/27/2021	OCEAN CITY	E-MISC ALL OTHER GL	$12.25	2021-2021	Expense
2021239846		BODILY INJURY	05/12/2021	OCEAN CITY	E-MISC ALL OTHER GL	$12.25	2021-2021	Expense
2021239818		POLICE PROF BI	02/26/2021	BUENA BOROUGH	E-MISC ALL OTHER GL	$12.25	2021-2021	Expense
2021241440		INDEMNITY	06/21/2021	OCEAN CITY	E-MISC ALL OTHER WC	$12.25	2021-2021	Expense

Check Register

Insurer: AJF-ATL.JOINT INS.FUND

Bank Account: ATLANTIC CNTY JIF IV

Claim Number	Claimant Name	Claimant Type	DOL	Insured Name	Transaction Type	Payment Amount	Policy Period	Payment Type
2021239024		BODILY INJURY	03/14/2021	MIDDLE TOWNSHIP	E-MISC ALL OTHER GL	$12.25	2021-2021	Expense
2021240874		MEDICAL ONLY	06/15/2021	MIDDLE TOWNSHIP	E-MISC ALL OTHER WC	$12.25	2021-2021	Expense
2021241401		MEDICAL ONLY	06/18/2021	MIDDLE TOWNSHIP	E-MISC ALL OTHER WC	$12.25	2021-2021	Expense
2021241299		BODILY INJURY	03/26/2021	EGG HARBOR TOWNSHIP	E-MISC ALL OTHER GL	$12.25	2021-2021	Expense
2021239049		MEDICAL ONLY	06/01/2021	AVALON BOROUGH	E-MISC ALL OTHER WC	$12.25	2021-2021	Expense
2021239871		BODILY INJURY	06/07/2021	NORTH WILDWOOD CITY	E-MISC ALL OTHER GL	$12.25	2021-2021	Expense
2021228238		POLICE PROF PI	01/14/2021	GALLOWAY TOWNSHIP	E-MISC ALL OTHER GL	$12.25	2021-2021	Expense
2021240780		INDEMNITY	06/12/2021	OCEAN CITY	E-MISC ALL OTHER WC	$12.25	2021-2021	Expense
2021239204		MEDICAL ONLY	05/23/2021	MILLVILLE CITY	E-MISC ALL OTHER WC	$12.25	2021-2021	Expense
2021238879		BODILY INJURY	04/28/2021	EGG HARBOR TOWNSHIP	E-MISC ALL OTHER GL	$12.25	2021-2021	Expense
2021240052		MEDICAL ONLY	06/09/2021	EGG HARBOR TOWNSHIP	E-MISC ALL OTHER WC	$12.25	2021-2021	Expense
2021238830		INDEMNITY	05/27/2021	WILDWOOD CITY	E-MISC ALL OTHER WC	$12.25	2021-2021	Expense
2021240186		INDEMNITY	06/08/2021	EGG HARBOR TOWNSHIP	E-MISC ALL OTHER WC	$12.25	2021-2021	Expense
2021240314		BODILY INJURY	05/08/2021	WILDWOOD CITY	E-MISC ALL OTHER GL	$12.25	2021-2021	Expense
					Check Amount:	**$869.75**		

Check Number: 34318 **Check Date: 08/10/2021** **Payee Name: QUALCARE INC**

2022244596		INDEMNITY	08/04/2021	PLEASANTVILLE CITY	M-MEDICAL REHAB/NON VOCATIONAL WC	$510.00	2021-2021	Loss
2022244447		MEDICAL ONLY	08/01/2021	SEA ISLE CITY	M-MEDICAL REHAB/NON VOCATIONAL WC	$510.00	2021-2021	Loss
2022244428		INDEMNITY	07/31/2021	NORTH WILDWOOD CITY	M-MEDICAL REHAB/NON VOCATIONAL WC	$510.00	2021-2021	Loss
2022244200		MEDICAL ONLY	07/29/2021	VENTNOR CITY	M-MEDICAL REHAB/NON VOCATIONAL WC	$510.00	2021-2021	Loss
2022243288		MEDICAL ONLY	07/17/2021	VENTNOR CITY	M-MEDICAL REHAB/NON VOCATIONAL WC	$510.00	2021-2021	Loss
2022244110		MEDICAL ONLY	07/27/2021	EGG HARBOR TOWNSHIP	M-MEDICAL REHAB/NON VOCATIONAL WC	$510.00	2021-2021	Loss
2022242137		MEDICAL ONLY	01/04/2021	PLEASANTVILLE CITY	M-MEDICAL REHAB/NON VOCATIONAL WC	$510.00	2021-2021	Loss
2022244283		MEDICAL ONLY	07/31/2021	OCEAN CITY	M-MEDICAL REHAB/NON VOCATIONAL WC	$510.00	2021-2021	Loss
2022244701		INDEMNITY	08/05/2021	HAMILTON TOWNSHIP	M-MEDICAL REHAB/NON VOCATIONAL WC	$510.00	2021-2021	Loss
2022244329		MEDICAL ONLY	07/27/2021	PLEASANTVILLE CITY	M-MEDICAL REHAB/NON VOCATIONAL WC	$510.00	2021-2021	Loss
2022244116		MEDICAL ONLY	07/21/2021	EGG HARBOR TOWNSHIP	M-MEDICAL REHAB/NON VOCATIONAL WC	$510.00	2021-2021	Loss
2022244706		MEDICAL ONLY	07/19/2021	DOWNE TOWNSHIP	M-MEDICAL REHAB/NON VOCATIONAL WC	$510.00	2021-2021	Loss
2022244408		MEDICAL ONLY	07/30/2021	WILDWOOD CITY	M-MEDICAL REHAB/NON VOCATIONAL WC	$510.00	2021-2021	Loss
2022244313		MEDICAL ONLY	07/27/2021	UPPER TOWNSHIP	M-MEDICAL REHAB/NON VOCATIONAL WC	$510.00	2021-2021	Loss
2022244602		MEDICAL ONLY	08/04/2021	OCEAN CITY	M-MEDICAL REHAB/NON VOCATIONAL WC	$510.00	2021-2021	Loss
2022244768		MEDICAL ONLY	08/05/2021	VENTNOR CITY	M-MEDICAL REHAB/NON VOCATIONAL WC	$510.00	2021-2021	Loss
2022244740		MEDICAL ONLY	08/05/2021	AVALON BOROUGH	M-MEDICAL REHAB/NON VOCATIONAL WC	$510.00	2021-2021	Loss
2022244306		MEDICAL ONLY	07/31/2021	LONGPORT BOROUGH	M-MEDICAL REHAB/NON VOCATIONAL WC	$510.00	2021-2021	Loss
2022244450		MEDICAL ONLY	08/02/2021	MILLVILLE CITY	M-MEDICAL REHAB/NON VOCATIONAL WC	$510.00	2021-2021	Loss
2022244014		INDEMNITY	07/28/2021	MARGATE CITY	M-MEDICAL REHAB/NON VOCATIONAL WC	$510.00	2021-2021	Loss

Check Register

Insurer: AJF-ATL.JOINT INS.FUND

Bank Account: ATLANTIC CNTY JIF IV

Claim Number	Claimant Name	Claimant Type	DOL	Insured Name	Transaction Type	Payment Amount	Policy Period	Payment Type
2022244411		MEDICAL ONLY	07/31/2021	BRIGANTINE CITY	M-MEDICAL REHAB/NON VOCATIONAL WC	$510.00	2021-2021	Loss
2022244124		MEDICAL ONLY	07/23/2021	MIDDLE TOWNSHIP	M-MEDICAL REHAB/NON VOCATIONAL WC	$510.00	2021-2021	Loss
2022244115		MEDICAL ONLY	07/21/2021	EGG HARBOR TOWNSHIP	M-MEDICAL REHAB/NON VOCATIONAL WC	$510.00	2021-2021	Loss
2022244331		MEDICAL ONLY	07/28/2021	PLEASANTVILLE CITY	M-MEDICAL REHAB/NON VOCATIONAL WC	$510.00	2021-2021	Loss
2022244449		MEDICAL ONLY	07/30/2021	LONGPORT BOROUGH	M-MEDICAL REHAB/NON VOCATIONAL WC	$510.00	2021-2021	Loss
2022244383		MEDICAL ONLY	07/23/2021	EGG HARBOR TOWNSHIP	M-MEDICAL REHAB/NON VOCATIONAL WC	$510.00	2021-2021	Loss
					Check Amount:	**$13,260.00**		
Check Number: 34319		**Check Date: 08/17/2021**		**Payee Name: MRO CORPORATION**				
2021223317		BODILY INJURY	10/21/2020	WILDWOOD CITY	E-MISC ALL OTHER GL	$23.73	2020-2020	Expense
					Check Amount:	**$23.73**		
Check Number: 34320		**Check Date: 08/17/2021**		**Payee Name: BARKER GELFAND JAMES & SERVAS A PROFESSIONAL CORPORATION**				
2018125871		POLICE PROF BI	01/22/2018	MILLVILLE CITY	L-LEGAL GL	$907.50	2018-2018	Legal
					Check Amount:	**$907.50**		
Check Number: 34321		**Check Date: 08/17/2021**		**Payee Name: ATLANTIC COAST ORTHO LLC**				
2019157735		BODILY INJURY	08/25/2018	WILDWOOD CITY	E-MISC LEGAL EXPENSE GL	$850.00	2018-2018	Expense
					Check Amount:	**$850.00**		
Check Number: 34322		**Check Date: 08/17/2021**		**Payee Name: BIRCHMEIER & POWELL LLC**				
2021214896		BODILY INJURY	07/08/2020	CAPE MAY CITY	L-LEGAL GL	$5,273.20	2020-2020	Legal
2020200006		GL PROPERTY DAMAGE	01/02/2020	CAPE MAY CITY	L-LEGAL GL	$3,446.00	2020-2020	Legal
2019151486		BODILY INJURY	06/26/2018	BRIGANTINE CITY	L-LEGAL GL	$907.50	2018-2018	Legal
					Check Amount:	**$9,626.70**		
Check Number: 34323		**Check Date: 08/17/2021**		**Payee Name: State of New Jersey - Div of Worker's Comp**				
2018122163		INDEMNITY	01/08/2018	UPPER TOWNSHIP	E-MISC ALL OTHER WC	$3.43	2018-2018	Expense
2020198103		INDEMNITY	09/21/2017	MARGATE CITY	E-MISC ALL OTHER WC	$0.69	2017-2017	Expense
2021238654		INDEMNITY	05/25/2021	LINWOOD CITY	E-MISC ALL OTHER WC	$0.59	2021-2021	Expense
2021237286		INDEMNITY	05/09/2021	MILLVILLE CITY	E-MISC ALL OTHER WC	$0.59	2021-2021	Expense
2021238446		INDEMNITY	05/23/2021	OCEAN CITY	E-MISC ALL OTHER WC	$0.59	2021-2021	Expense
					Check Amount:	**$5.89**		
Check Number: 34324		**Check Date: 08/17/2021**		**Payee Name: ATLANTIC SECURITY INT'L**				
2019177269		MEDICAL ONLY	06/24/2019	HAMILTON TOWNSHIP	E-INDEP ADJUSTOR WC	$151.50	2019-2019	Expense
2020182526		MEDICAL ONLY	09/01/2019	PLEASANTVILLE CITY	E-INDEP ADJUSTOR WC	$151.50	2019-2019	Expense
2021210267		INDEMNITY	07/18/2020	LOWER TOWNSHIP	E-SUBROGATION EXPENSE WC	$151.50	2020-2020	Expense

Check Register

Insurer: AJF-ATL.JOINT INS.FUND

Bank Account: ATLANTIC CNTY JIF IV

Claim Number	Claimant Name	Claimant Type	DOL	Insured Name	Transaction Type	Payment Amount	Policy Period	Payment Type
					Check Amount:	**$454.50**		
Check Number: 34325		**Check Date: 08/17/2021**		**Payee Name: LEO PETETTI LLC**				
2022244898		1ST PARTY COLL PD	08/05/2021	VENTNOR CITY	E-APPRAISERS PR	$110.00	2021-2021	Expense
					Check Amount:	**$110.00**		
Check Number: 34326		**Check Date: 08/17/2021**		**Payee Name: THE DEWEESE LAW FIRM**				
2020177893		MEDICAL ONLY	07/01/2019	PLEASANTVILLE CITY	E-SUBROGATION EXPENSE WC	$1,266.60	2019-2019	Expense
					Check Amount:	**$1,266.60**		
Check Number: 34327		**Check Date: 08/17/2021**		**Payee Name: REYNOLDS & HORN PC**				
2020186069		POLICE PROF PI	07/12/2018	EGG HARBOR TOWNSHIP	L-LEGAL GL	$4,042.50	2018-2018	Legal
2020190067		POLICE PROF BI	11/15/2019	PLEASANTVILLE CITY	L-LEGAL GL	$980.00	2019-2019	Legal
					Check Amount:	**$5,022.50**		
Check Number: 34328		**Check Date: 08/17/2021**		**Payee Name: AFFANATO MARUT LLC**				
2019177295		INDEMNITY	06/24/2019	NORTH WILDWOOD CITY	L-LEGAL WC	$140.00	2019-2019	Legal
2020194275		INDEMNITY	01/10/2020	LOWER TOWNSHIP	L-LEGAL WC	$171.00	2020-2020	Legal
2021217221		INDEMNITY	10/13/2020	VENTNOR CITY	L-LEGAL WC	$302.00	2020-2020	Legal
2020182017		INDEMNITY	08/22/2019	PLEASANTVILLE CITY	L-LEGAL WC	$141.00	2019-2019	Legal
2018146294		INDEMNITY	06/20/2018	WILDWOOD CITY	L-LEGAL WC	$280.00	2018-2018	Legal
2019161335		INDEMNITY	12/18/2018	MIDDLE TOWNSHIP	L-LEGAL WC	$304.00	2018-2018	Legal
2019155580		INDEMNITY	10/13/2018	OCEAN CITY	L-LEGAL WC	$196.00	2018-2018	Legal
2018118817		INDEMNITY	11/22/2017	HAMILTON TOWNSHIP	L-LEGAL WC	$252.00	2017-2017	Legal
2021210134		INDEMNITY	07/20/2020	PLEASANTVILLE CITY	L-LEGAL WC	$140.00	2020-2020	Legal
					Check Amount:	**$1,926.00**		
Check Number: 34329		**Check Date: 08/17/2021**		**Payee Name: ZANARAS REPORTING & VIDEO LLC**				
2018109223		BODILY INJURY	07/03/2017	MARGATE CITY	E-MISC LEGAL EXPENSE GL	$689.90	2017-2017	Expense
					Check Amount:	**$689.90**		
Check Number: 34330		**Check Date: 08/17/2021**		**Payee Name: PIETRAS SARACINO SMITH & MEEK**				
2021214290		INDEMNITY	09/10/2020	HAMILTON TOWNSHIP	L-LEGAL WC	$365.00	2020-2020	Legal
					Check Amount:	**$365.00**		
Check Number: 34331		**Check Date: 08/17/2021**		**Payee Name: QUAL-LYNX**				
2021230668		INDEMNITY	02/09/2021	EGG HARBOR TOWNSHIP	E-MISC ALL OTHER WC	$86.67	2021-2021	Expense
					Check Amount:	**$86.67**		

Check Register

Insurer: AJF-ATL.JOINT INS.FUND

Bank Account: ATLANTIC CNTY JIF IV

Claim Number	Claimant Name	Claimant Type	DOL	Insured Name	Transaction Type	Payment Amount	Policy Period	Payment Type
Check Number: 34332		**Check Date: 08/17/2021**		**Payee Name: QUAL-LYNX**				
2021223774		MEDICAL ONLY	12/16/2020	PLEASANTVILLE CITY	E-MISC ALL OTHER WC	$157.08	2020-2020	Expense
					Check Amount:	**$157.08**		
Check Number: 34333		**Check Date: 08/17/2021**		**Payee Name: QUAL-LYNX**				
2021223841		MEDICAL ONLY	12/16/2020	PLEASANTVILLE CITY	E-MISC ALL OTHER WC	$172.25	2020-2020	Expense
					Check Amount:	**$172.25**		
Check Number: 34334		**Check Date: 08/17/2021**		**Payee Name: QUAL-LYNX**				
2021223843		MEDICAL ONLY	12/16/2020	PLEASANTVILLE CITY	E-MISC ALL OTHER WC	$149.50	2020-2020	Expense
					Check Amount:	**$149.50**		
Check Number: 34335		**Check Date: 08/17/2021**		**Payee Name: QUAL-LYNX**				
2021223850		MEDICAL ONLY	12/16/2020	PLEASANTVILLE CITY	E-MISC ALL OTHER WC	$58.50	2020-2020	Expense
					Check Amount:	**$58.50**		
Check Number: 34336		**Check Date: 08/17/2021**		**Payee Name: NORTH WILDWOOD CITY**				
2021240599		INDEMNITY	06/14/2021	NORTH WILDWOOD CITY	I-TEMPORARY TOTAL DISABILITY	$1,938.00	2021-2021	Loss
					Check Amount:	**$1,938.00**		
Check Number: 34337		**Check Date: 08/17/2021**		**Payee Name: NORTH WILDWOOD CITY**				
2021240599		INDEMNITY	06/14/2021	NORTH WILDWOOD CITY	I-TEMPORARY TOTAL DISABILITY	$1,938.00	2021-2021	Loss
					Check Amount:	**$1,938.00**		
Check Number: 34338		**Check Date: 08/17/2021**		**Payee Name: NORTH WILDWOOD CITY**				
2021240599		INDEMNITY	06/14/2021	NORTH WILDWOOD CITY	I-TEMPORARY TOTAL DISABILITY	$138.43	2021-2021	Loss
					Check Amount:	**$138.43**		
Check Number: 34339		**Check Date: 08/17/2021**		**Payee Name: Middle Township**				
2021237523		INDEMNITY	05/11/2021	MIDDLE TOWNSHIP	I-TEMPORARY TOTAL DISABILITY	$911.66	2021-2021	Loss
					Check Amount:	**$911.66**		
Check Number: 34340		**Check Date: 08/17/2021**		**Payee Name: Middle Township**				
2021237523		INDEMNITY	05/11/2021	MIDDLE TOWNSHIP	I-TEMPORARY TOTAL DISABILITY	$455.83	2021-2021	Loss
					Check Amount:	**$455.83**		
Check Number: 34341		**Check Date: 08/17/2021**		**Payee Name: WILDWOOD CITY**				
2022244042		INDEMNITY	07/28/2021	WILDWOOD CITY	I-TEMPORARY TOTAL DISABILITY	$926.02	2021-2021	Loss

Check Register

Insurer: AJF-ATL.JOINT INS.FUND

Bank Account: ATLANTIC CNTY JIF IV

Claim Number	Claimant Name	Claimant Type	DOL	Insured Name	Transaction Type	Payment Amount	Policy Period	Payment Type
					Check Amount:	**$926.02**		
Check Number: 34342		**Check Date: 08/17/2021**		**Payee Name: Charles Cripps**				
2022244042		INDEMNITY	07/28/2021	WILDWOOD CITY	I-TEMPORARY TOTAL DISABILITY	$926.02	2021-2021	Loss
					Check Amount:	**$926.02**		
Check Number: 34343		**Check Date: 08/17/2021**		**Payee Name: UPPER TOWNSHIP**				
2022243031		INDEMNITY	07/15/2021	UPPER TOWNSHIP	I-TEMPORARY TOTAL DISABILITY	$1,510.32	2021-2021	Loss
					Check Amount:	**$1,510.32**		
Check Number: 34344		**Check Date: 08/17/2021**		**Payee Name: UPPER TOWNSHIP**				
2022243031		INDEMNITY	07/15/2021	UPPER TOWNSHIP	I-TEMPORARY TOTAL DISABILITY	$1,510.32	2021-2021	Loss
					Check Amount:	**$1,510.32**		
Check Number: 34345		**Check Date: 08/17/2021**		**Payee Name: EGG HARBOR TOWNSHIP**				
2021230668		INDEMNITY	02/09/2021	EGG HARBOR TOWNSHIP	I-TEMPORARY TOTAL DISABILITY	$938.38	2021-2021	Loss
					Check Amount:	**$938.38**		
Check Number: 34346		**Check Date: 08/17/2021**		**Payee Name: Violet Belfatto**				
2021237706		GL PROPERTY DAMAGE	05/10/2021	STONE HARBOR BOROUGH	M-MISC MED(WC) & PD (NON-WC) GL PD	$34,567.38	2021-2021	Loss
					Check Amount:	**$34,567.38**		
Check Number: 34347		**Check Date: 08/17/2021**		**Payee Name: GALLOWAY TOWNSHIP**				
2021233791		INDEMNITY	03/26/2021	GALLOWAY TOWNSHIP	I-TEMPORARY TOTAL DISABILITY	$1,938.00	2021-2021	Loss
					Check Amount:	**$1,938.00**		
Check Number: 34348		**Check Date: 08/17/2021**		**Payee Name: Margate City**				
2021215991		INDEMNITY	09/28/2020	MARGATE CITY	I-TEMPORARY TOTAL DISABILITY	$1,890.00	2020-2020	Loss
					Check Amount:	**$1,890.00**		
Check Number: 34349		**Check Date: 08/17/2021**		**Payee Name: Ventnor City**				
2021211670		INDEMNITY	08/06/2020	VENTNOR CITY	I-TEMPORARY TOTAL DISABILITY	$1,890.00	2020-2020	Loss
					Check Amount:	**$1,890.00**		
Check Number: 34350		**Check Date: 08/17/2021**		**Payee Name: Ventnor City**				
2021211669		INDEMNITY	08/06/2020	VENTNOR CITY	I-TEMPORARY TOTAL DISABILITY	$1,830.58	2020-2020	Loss
					Check Amount:	**$1,830.58**		
Check Number: 34351		**Check Date: 08/17/2021**		**Payee Name: Ventnor City**				

Check Register

Insurer: AJF-ATL.JOINT INS.FUND

Bank Account: ATLANTIC CNTY JIF IV

Claim Number	Claimant Name	Claimant Type	DOL	Insured Name	Transaction Type	Payment Amount	Policy Period	Payment Type
2021211667		INDEMNITY	08/06/2020	VENTNOR CITY	I-TEMPORARY TOTAL DISABILITY	$1,661.18	2020-2020	Loss
					Check Amount:	**$1,661.18**		
Check Number: 34352		**Check Date: 08/17/2021**		**Payee Name: MARGATE CITY**				
2022244014		INDEMNITY	07/28/2021	MARGATE CITY	I-TEMPORARY TOTAL DISABILITY	$368.57	2021-2021	Loss
					Check Amount:	**$368.57**		
Check Number: 34353		**Check Date: 08/17/2021**		**Payee Name: John Ventriglia and Jacobs & Barbone, P.A.**				
2019176471		PERSONAL INJURY	04/15/2019	VENTNOR CITY	I-LUMP SUM SETTLEMENT PI	$1,699.73	2019-2019	Loss
					Check Amount:	**$1,699.73**		
Check Number: 34354		**Check Date: 08/17/2021**		**Payee Name: Kirk Rohrer**				
2020187256		INDEMNITY	10/16/2019	SEA ISLE CITY	I-PERMANENT PARTIAL DISABILITY	$547.09	2019-2019	Loss
					Check Amount:	**$547.09**		
Check Number: 34355		**Check Date: 08/17/2021**		**Payee Name: Mary-Kate Leonard**				
2022244019		INDEMNITY	07/28/2021	SEA ISLE CITY	I-TEMPORARY TOTAL DISABILITY	$808.50	2021-2021	Loss
					Check Amount:	**$808.50**		
Check Number: 34356		**Check Date: 08/17/2021**		**Payee Name: Frank Schalek**				
2020187019		INDEMNITY	10/11/2019	HAMILTON TOWNSHIP	I-TEMPORARY TOTAL DISABILITY	$1,842.00	2019-2019	Loss
					Check Amount:	**$1,842.00**		
Check Number: 34357		**Check Date: 08/17/2021**		**Payee Name: JOHN WISGO**				
2018110940		INDEMNITY	08/21/2017	WILDWOOD CREST BOROUGH	I-TEMPORARY TOTAL DISABILITY	$1,170.40	2017-2017	Loss
					Check Amount:	**$1,170.40**		
Check Number: 34358		**Check Date: 08/17/2021**		**Payee Name: Nathan Rendino**				
2021241440		INDEMNITY	06/21/2021	OCEAN CITY	I-TEMPORARY TOTAL DISABILITY	$516.00	2021-2021	Loss
					Check Amount:	**$516.00**		
Check Number: 34359		**Check Date: 08/17/2021**		**Payee Name: Julio Sanchez**				
2020191564		INDEMNITY	12/04/2019	PLEASANTVILLE CITY	I-TEMPORARY TOTAL DISABILITY	$1,842.00	2019-2019	Loss
					Check Amount:	**$1,842.00**		
Check Number: 34360		**Check Date: 08/17/2021**		**Payee Name: Kevin Livingston**				
2021234875		INDEMNITY	04/09/2021	MILLVILLE CITY	I-TEMPORARY TOTAL DISABILITY	$1,237.62	2021-2021	Loss
					Check Amount:	**$1,237.62**		

Check Register

Insurer: AJF-ATL.JOINT INS.FUND

Bank Account: ATLANTIC CNTY JIF IV

Claim Number	Claimant Name	Claimant Type	DOL	Insured Name	Transaction Type	Payment Amount	Policy Period	Payment Type
Check Number: 34361		**Check Date: 08/17/2021**		**Payee Name: Anthony McGinnity**				
2021238654		INDEMNITY	05/25/2021	LINWOOD CITY	I-TEMPORARY TOTAL DISABILITY	$1,938.00	2021-2021	Loss
					Check Amount:	**$1,938.00**		
Check Number: 34362		**Check Date: 08/17/2021**		**Payee Name: Jacob Hunter**				
2020197914		INDEMNITY	02/22/2020	EGG HARBOR TOWNSHIP	I-PERMANENT PARTIAL DISABILITY	$1,008.00	2020-2020	Loss
					Check Amount:	**$1,008.00**		
Check Number: 34363		**Check Date: 08/17/2021**		**Payee Name: JOSEPH MONROE**				
2017092149		INDEMNITY	01/12/2017	EGG HARBOR TOWNSHIP	I-PERMANENT PARTIAL DISABILITY	$1,672.00	2017-2017	Loss
					Check Amount:	**$1,672.00**		
Check Number: 34364		**Check Date: 08/17/2021**		**Payee Name: Kenneth Gehring**				
2019154199		INDEMNITY	10/01/2018	HAMILTON TOWNSHIP	I-PERMANENT PARTIAL DISABILITY	$1,137.68	2018-2018	Loss
					Check Amount:	**$1,137.68**		
Check Number: 34365		**Check Date: 08/17/2021**		**Payee Name: Jorge Hernandez Vidanos**				
2020177859		INDEMNITY	07/02/2019	PLEASANTVILLE CITY	I-PERMANENT PARTIAL DISABILITY	$948.00	2019-2019	Loss
					Check Amount:	**$948.00**		
Check Number: 34366		**Check Date: 08/17/2021**		**Payee Name: BRIAN CUMMINGS**				
2017092196		INDEMNITY	01/12/2017	EGG HARBOR TOWNSHIP	I-PERMANENT PARTIAL DISABILITY	$1,056.28	2017-2017	Loss
					Check Amount:	**$1,056.28**		
Check Number: 34367		**Check Date: 08/17/2021**		**Payee Name: CLIFTON BLACKWELL**				
2018143706		INDEMNITY	05/24/2018	PLEASANTVILLE CITY	I-PERMANENT PARTIAL DISABILITY	$1,137.68	2018-2018	Loss
					Check Amount:	**$1,137.68**		
Check Number: 34368		**Check Date: 08/17/2021**		**Payee Name: Gregory Blose**				
2020191229		INDEMNITY	11/29/2019	HAMILTON TOWNSHIP	I-PERMANENT PARTIAL DISABILITY	$1,037.48	2019-2019	Loss
					Check Amount:	**$1,037.48**		
Check Number: 34369		**Check Date: 08/17/2021**		**Payee Name: Jessie Fernandez**				
2020180629		INDEMNITY	08/05/2019	HAMILTON TOWNSHIP	I-TEMPORARY TOTAL DISABILITY	$421.71	2019-2019	Loss
					Check Amount:	**$421.71**		
Check Number: 34370		**Check Date: 08/17/2021**		**Payee Name: GALLOWAY TOWNSHIP**				
2021239940		1ST PARTY COLL PD	06/04/2021	GALLOWAY TOWNSHIP	M-MISC MED(WC) & PD (NON-WC) PR COLL	$1,295.70	2021-2021	Loss

Check Register

Insurer: AJF-ATL.JOINT INS.FUND

Bank Account: ATLANTIC CNTY JIF IV

Claim Number	Claimant Name	Claimant Type	DOL	Insured Name	Transaction Type	Payment Amount	Policy Period	Payment Type
					Check Amount:	**$1,295.70**		
Check Number: 34371	**Check Date: 08/17/2021**			**Payee Name: VENTNOR CITY**				
2022242962		1ST PARTY COLL PD	06/25/2021	VENTNOR CITY	M-MISC MED(WC) & PD (NON-WC) PR COLL	$1,589.92	2021-2021	Loss
					Check Amount:	**$1,589.92**		
Check Number: 34372	**Check Date: 08/17/2021**			**Payee Name: ATLANTICARE URGENT CARE & OCCUPATIONAL HEALTH**				
2021240859		MEDICAL ONLY	06/15/2021	VENTNOR CITY	M-OCCUPATIONAL MEDICINE	$106.08	2021-2021	Loss
2021240525		MEDICAL ONLY	06/14/2021	BRIGANTINE CITY	M-OCCUPATIONAL MEDICINE	$163.97	2021-2021	Loss
2021240052		MEDICAL ONLY	06/09/2021	EGG HARBOR TOWNSHIP	M-OCCUPATIONAL MEDICINE	$102.77	2021-2021	Loss
					Check Amount:	**$372.82**		
Check Number: 34373	**Check Date: 08/17/2021**			**Payee Name: IVY REHAB NETWORK, INC**				
2021228131		INDEMNITY	01/26/2021	OCEAN CITY	M-PHYSICAL/OCCUPATIONAL THERAPY	$319.00	2021-2021	Loss
					Check Amount:	**$319.00**		
Check Number: 34374	**Check Date: 08/17/2021**			**Payee Name: ATLANTIC EMERGENCY ASSOCIATES**				
2021233791		INDEMNITY	03/26/2021	GALLOWAY TOWNSHIP	M-PHYSICIAN FEES	$990.00	2021-2021	Loss
					Check Amount:	**$990.00**		
Check Number: 34375	**Check Date: 08/17/2021**			**Payee Name: STRIVE PHYSICAL THERAPY AND SPORTS REHABILITATION LLC**				
2021238003		INDEMNITY	05/17/2021	VENTNOR CITY	M-PHYSICAL/OCCUPATIONAL THERAPY	$160.00	2021-2021	Loss
2020181183		INDEMNITY	07/09/2019	ABSECON CITY	M-PHYSICAL/OCCUPATIONAL THERAPY	$320.00	2019-2019	Loss
2021236934		INDEMNITY	05/04/2021	GALLOWAY TOWNSHIP	M-PHYSICAL/OCCUPATIONAL THERAPY	$160.00	2021-2021	Loss
2021238446		INDEMNITY	05/23/2021	OCEAN CITY	M-PHYSICAL/OCCUPATIONAL THERAPY	$240.00	2021-2021	Loss
					Check Amount:	**$880.00**		
Check Number: 34376	**Check Date: 08/17/2021**			**Payee Name: INSPIRA MEDICAL CENTER VINELAND**				
2021239249		MEDICAL ONLY	06/01/2021	MILLVILLE CITY	M-ACUTE CARE HOSPITAL	$999.67	2021-2021	Loss
					Check Amount:	**$999.67**		
Check Number: 34377	**Check Date: 08/17/2021**			**Payee Name: BACHARACH INSTITUTE FOR REHABILITATION, INC**				
2021240780		INDEMNITY	06/12/2021	OCEAN CITY	M-INPATIENT REHABILITATION	$204.00	2021-2021	Loss
					Check Amount:	**$204.00**		
Check Number: 34378	**Check Date: 08/17/2021**			**Payee Name: CAPE REGIONAL MEDICAL CENTER**				
2022243013		MEDICAL ONLY	07/14/2021	MIDDLE TOWNSHIP	M-ACUTE CARE HOSPITAL	$1,404.00	2021-2021	Loss
2021241898		MEDICAL ONLY	06/29/2021	CAPE MAY CITY	M-ACUTE CARE HOSPITAL	$1,404.00	2021-2021	Loss
					Check Amount:	**$2,808.00**		

Check Register

Insurer: AJF-ATL.JOINT INS.FUND

Bank Account: ATLANTIC CNTY JIF IV

Claim Number	Claimant Name	Claimant Type	DOL	Insured Name	Transaction Type	Payment Amount	Policy Period	Payment Type
Check Number: 34379	**Check Date: 08/17/2021**			**Payee Name: TWIN BORO PHYSICAL THERAPY**				
2021229812		MEDICAL ONLY	02/14/2021	EGG HARBOR TOWNSHIP	M-PHYSICAL/OCCUPATIONAL THERAPY	$320.00	2021-2021	Loss
2021215991		INDEMNITY	09/28/2020	MARGATE CITY	M-PHYSICAL/OCCUPATIONAL THERAPY	$240.00	2020-2020	Loss
2022242712		MEDICAL ONLY	07/12/2021	EGG HARBOR TOWNSHIP	M-PHYSICAL/OCCUPATIONAL THERAPY	$160.00	2021-2021	Loss
					Check Amount:	**$720.00**		
Check Number: 34380	**Check Date: 08/17/2021**			**Payee Name: CAPE EMERGENCY PHYSICIANS, PA**				
2021237064		MEDICAL ONLY	05/06/2021	WILDWOOD CREST BOROUGH	M-PHYSICIAN FEES	$598.00	2021-2021	Loss
					Check Amount:	**$598.00**		
Check Number: 34381	**Check Date: 08/17/2021**			**Payee Name: ONE CALL CARE DIAGNOSTICS**				
2019172816		INDEMNITY	05/05/2019	PLEASANTVILLE CITY	M-MRI	$75.00	2019-2019	Loss
2022242329		INDEMNITY	07/05/2021	OCEAN CITY	M-MRI	$485.00	2021-2021	Loss
2021234332		MEDICAL ONLY	04/05/2021	PLEASANTVILLE CITY	M-MRI	$485.00	2021-2021	Loss
					Check Amount:	**$1,045.00**		
Check Number: 34382	**Check Date: 08/17/2021**			**Payee Name: MATTHEW J PITERA MD PA**				
2021211669		INDEMNITY	08/06/2020	VENTNOR CITY	M-BEHAVIORAL HEALTH	$450.00	2020-2020	Loss
					Check Amount:	**$450.00**		
Check Number: 34383	**Check Date: 08/17/2021**			**Payee Name: SUMMIT MEDICAL GROUP, PA**				
2021218510		INDEMNITY	10/19/2020	NORTHFIELD CITY	M-OCCUPATIONAL MEDICINE	$207.62	2020-2020	Loss
2021218505		INDEMNITY	10/20/2020	NORTHFIELD CITY	M-PHYSICIAN FEES	$207.62	2020-2020	Loss
					Check Amount:	**$415.24**		
Check Number: 34384	**Check Date: 08/17/2021**			**Payee Name: ROTHMAN ORTHOPAEDICS**				
2021217221		INDEMNITY	10/13/2020	VENTNOR CITY	M-ORTHO/NEURO FEES	$115.70	2020-2020	Loss
					Check Amount:	**$115.70**		
Check Number: 34385	**Check Date: 08/17/2021**			**Payee Name: ACCENT HEAD AND NECK GROUP, PA**				
2021235698		MEDICAL ONLY	04/21/2021	MIDDLE TOWNSHIP	M-PHYSICIAN FEES	$96.79	2021-2021	Loss
2021211931		MEDICAL ONLY	08/07/2020	PLEASANTVILLE CITY	M-PHYSICIAN FEES	$91.93	2020-2020	Loss
					Check Amount:	**$188.72**		
Check Number: 34386	**Check Date: 08/17/2021**			**Payee Name: NovaCare Rehabilitation**				
2021229819		INDEMNITY	02/15/2021	WILDWOOD CITY	M-PHYSICAL/OCCUPATIONAL THERAPY	$98.00	2021-2021	Loss
					Check Amount:	**$98.00**		

Check Register

Insurer: AJF-ATL.JOINT INS.FUND

Bank Account: ATLANTIC CNTY JIF IV

Claim Number	Claimant Name	Claimant Type	DOL	Insured Name	Transaction Type	Payment Amount	Policy Period	Payment Type
Check Number: 34387	**Check Date: 08/17/2021**		**Payee Name: CAPE REGIONAL URGENT CARE**					
2021237801		MEDICAL ONLY	05/17/2021	CAPE MAY CITY	M-URGENT CARE CENTER	$210.75	2021-2021	Loss
					Check Amount:	**$210.75**		
Check Number: 34388	**Check Date: 08/17/2021**		**Payee Name: CAPE PHYSICAL THERAPY LLC**					
2021235698		MEDICAL ONLY	04/21/2021	MIDDLE TOWNSHIP	M-PHYSICAL/OCCUPATIONAL THERAPY	$360.00	2021-2021	Loss
2021233447		MEDICAL ONLY	03/23/2021	NORTH WILDWOOD CITY	M-PHYSICAL/OCCUPATIONAL THERAPY	$60.00	2021-2021	Loss
					Check Amount:	**$420.00**		
Check Number: 34389	**Check Date: 08/17/2021**		**Payee Name: BAYFRONT EMERGENCY PHYSICIANS, PA**					
2022242390		MEDICAL ONLY	07/07/2021	OCEAN CITY	M-PHYSICIAN FEES	$435.00	2021-2021	Loss
					Check Amount:	**$435.00**		
Check Number: 34390	**Check Date: 08/17/2021**		**Payee Name: TRICARE MEDICAL TRANSPORTATION**					
2022242261		INDEMNITY	07/03/2021	PLEASANTVILLE CITY	M-OTHER PROVIDER FEES	$710.00	2021-2021	Loss
					Check Amount:	**$710.00**		
Check Number: 34391	**Check Date: 08/17/2021**		**Payee Name: NEUROSURGICAL AND SPINE SPECIALIST LLC**					
2021234007		INDEMNITY	03/31/2021	NORTHFIELD CITY	M-PHYSICIAN FEES	$500.00	2021-2021	Loss
					Check Amount:	**$500.00**		
Check Number: 34392	**Check Date: 08/17/2021**		**Payee Name: myMATRIXX**					
2022243031		INDEMNITY	07/15/2021	UPPER TOWNSHIP	M-PHARMACY	$74.34	2021-2021	Loss
2022242950		INDEMNITY	07/13/2021	MULLICA TOWNSHIP	M-PHARMACY	$63.92	2021-2021	Loss
2021211669		INDEMNITY	08/06/2020	VENTNOR CITY	M-PHARMACY	$69.41	2020-2020	Loss
					Check Amount:	**$207.67**		
Check Number: 34393	**Check Date: 08/17/2021**		**Payee Name: ORTHOPAEDICS NEW JERSEY, LLC**					
2022243031		INDEMNITY	07/15/2021	UPPER TOWNSHIP	M-ORTHO/NEURO FEES	$165.35	2021-2021	Loss
2020180629		INDEMNITY	08/05/2019	HAMILTON TOWNSHIP	M-PHYSICIAN FEES	$85.32	2019-2019	Loss
2022242329		INDEMNITY	07/05/2021	OCEAN CITY	M-ORTHO/NEURO FEES	$125.59	2021-2021	Loss
2021238446		INDEMNITY	05/23/2021	OCEAN CITY	M-ORTHO/NEURO FEES	$121.97	2021-2021	Loss
2022244014		INDEMNITY	07/28/2021	MARGATE CITY	M-ORTHO/NEURO FEES	$1,152.08	2021-2021	Loss
2022242474		MEDICAL ONLY	07/08/2021	OCEAN CITY	M-ORTHO/NEURO FEES	$277.81	2021-2021	Loss
					Check Amount:	**$1,928.12**		
Check Number: 34394	**Check Date: 08/17/2021**		**Payee Name: ORTHOPAEDICS NEW JERSEY**					
2022242950		INDEMNITY	07/13/2021	MULLICA TOWNSHIP	M-ORTHO/NEURO FEES	$82.86	2021-2021	Loss

Check Register

Insurer: AJF-ATL.JOINT INS.FUND

Bank Account: ATLANTIC CNTY JIF IV

Claim Number	Claimant Name	Claimant Type	DOL	Insured Name	Transaction Type	Payment Amount	Policy Period	Payment Type
					Check Amount:	**$82.86**		
Check Number: 34395		**Check Date: 08/17/2021**		**Payee Name: QUALCARE INC**				
2022245022		MEDICAL ONLY	08/06/2021	MARGATE CITY	M-MEDICAL REHAB/NON VOCATIONAL WC	$510.00	2021-2021	Loss
2022244907		MEDICAL ONLY	08/09/2021	SEA ISLE CITY	M-MEDICAL REHAB/NON VOCATIONAL WC	$510.00	2021-2021	Loss
2022245026		INDEMNITY	08/10/2021	WILDWOOD CITY	M-MEDICAL REHAB/NON VOCATIONAL WC	$510.00	2021-2021	Loss
2022245184		MEDICAL ONLY	08/10/2021	EGG HARBOR TOWNSHIP	M-MEDICAL REHAB/NON VOCATIONAL WC	$510.00	2021-2021	Loss
2022244830		MEDICAL ONLY	08/05/2021	EGG HARBOR TOWNSHIP	M-MEDICAL REHAB/NON VOCATIONAL WC	$510.00	2021-2021	Loss
2022245183		MEDICAL ONLY	08/10/2021	EGG HARBOR TOWNSHIP	M-MEDICAL REHAB/NON VOCATIONAL WC	$510.00	2021-2021	Loss
2022245153		INDEMNITY	08/10/2021	NORTH WILDWOOD CITY	M-MEDICAL REHAB/NON VOCATIONAL WC	$510.00	2021-2021	Loss
2022244846		MEDICAL ONLY	08/05/2021	AVALON BOROUGH	M-MEDICAL REHAB/NON VOCATIONAL WC	$510.00	2021-2021	Loss
2022244906		MEDICAL ONLY	08/09/2021	SEA ISLE CITY	M-MEDICAL REHAB/NON VOCATIONAL WC	$510.00	2021-2021	Loss
2022244847		MEDICAL ONLY	08/06/2021	AVALON BOROUGH	M-MEDICAL REHAB/NON VOCATIONAL WC	$510.00	2021-2021	Loss
2022244879		MEDICAL ONLY	08/07/2021	MILLVILLE CITY	M-MEDICAL REHAB/NON VOCATIONAL WC	$510.00	2021-2021	Loss
2022245170		MEDICAL ONLY	08/10/2021	MILLVILLE CITY	M-MEDICAL REHAB/NON VOCATIONAL WC	$510.00	2021-2021	Loss
2022245049		MEDICAL ONLY	07/30/2021	GALLOWAY TOWNSHIP	M-MEDICAL REHAB/NON VOCATIONAL WC	$510.00	2021-2021	Loss
2022245205		MEDICAL ONLY	08/11/2021	LONGPORT BOROUGH	M-MEDICAL REHAB/NON VOCATIONAL WC	$510.00	2021-2021	Loss
2022244791		MEDICAL ONLY	08/05/2021	EGG HARBOR TOWNSHIP	M-MEDICAL REHAB/NON VOCATIONAL WC	$510.00	2021-2021	Loss
2022244916		INDEMNITY	08/08/2021	DEERFIELD TOWNSHIP	M-MEDICAL REHAB/NON VOCATIONAL WC	$510.00	2021-2021	Loss
					Check Amount:	**$8,160.00**		
Check Number: 34396		**Check Date: 08/24/2021**		**Payee Name: ADMINISTRATIVE CLAIM SERVICES**				
2022244004		INDEMNITY	07/26/2021	EGG HARBOR TOWNSHIP	E-MISC ALL OTHER WC	$3.00	2021-2021	Expense
2020181713		INDEMNITY	08/20/2019	PLEASANTVILLE CITY	E-MISC ALL OTHER WC	$3.00	2019-2019	Expense
2021233176		MEDICAL ONLY	03/16/2021	PLEASANTVILLE CITY	E-MISC ALL OTHER WC	$3.00	2021-2021	Expense
2022244131		INDEMNITY	07/24/2021	EGG HARBOR TOWNSHIP	E-MISC ALL OTHER WC	$3.00	2021-2021	Expense
2021241955		INDEMNITY	06/26/2021	PLEASANTVILLE CITY	E-MISC ALL OTHER WC	$3.00	2021-2021	Expense
2021240186		INDEMNITY	06/08/2021	EGG HARBOR TOWNSHIP	E-MISC ALL OTHER WC	$3.00	2021-2021	Expense
					Check Amount:	**$18.00**		
Check Number: 34397		**Check Date: 08/24/2021**		**Payee Name: GOLDENBERG, MACKLER & SAYEGH, PA**				
2018143604		INDEMNITY	05/22/2018	MIDDLE TOWNSHIP	I-CLAIMANT LEGAL EXP IND	$1,646.00	2018-2018	Loss
					Check Amount:	**$1,646.00**		
Check Number: 34398		**Check Date: 08/24/2021**		**Payee Name: STATE SHORTHAND REPORTING SERVICE**				
2019163511		INDEMNITY	01/18/2019	PLEASANTVILLE CITY	E-MISC LEGAL EXPENSE WC	$75.00	2019-2019	Expense
2020179977		INDEMNITY	06/30/2018	CAPE MAY POINT BOROUGH	E-MISC LEGAL EXPENSE WC	$325.00	2018-2018	Expense

QUAL-LYNX
LINKING YOU TO QUALITY CLAIM SERVICES

Check Register

Insurer: AJF-ATL.JOINT INS.FUND

Bank Account: ATLANTIC CNTY JIF IV

Claim Number	Claimant Name	Claimant Type	DOL	Insured Name	Transaction Type	Payment Amount	Policy Period	Payment Type
2018143604		INDEMNITY	05/22/2018	MIDDLE TOWNSHIP	E-MISC LEGAL EXPENSE WC	$75.00	2018-2018	Expense
					Check Amount:	**$475.00**		
Check Number: 34399		**Check Date: 08/24/2021**		**Payee Name: FERNANDO J. DELASOTTA MD**				
2019148007		INDEMNITY	07/17/2018	EGG HARBOR TOWNSHIP	M-IND MED EXAMS WC	$850.00	2018-2018	Loss
					Check Amount:	**$850.00**		
Check Number: 34400		**Check Date: 08/24/2021**		**Payee Name: TRUCKMASTERS INC**				
2022245340		1ST PARTY COLL PD	08/12/2021	MULLICA TOWNSHIP	M-MISC MED(WC) & PD (NON-WC) PR COLL	$2,872.18	2021-2021	Loss
					Check Amount:	**$2,872.18**		
Check Number: 34401		**Check Date: 08/24/2021**		**Payee Name: ATLANTIC SECURITY INT'L**				
2020193962		MEDICAL ONLY	01/04/2020	WILDWOOD CITY	E-INDEP ADJUSTOR WC	$151.50	2020-2020	Expense
001253538		1ST PARTY COLL PD	07/01/2016	MILLVILLE CITY	E-MISC ALL OTHER PR	$225.00	2016-2016	Expense
2019166665		INDEMNITY	02/22/2019	OCEAN CITY	E-INDEP ADJUSTOR WC	$1,740.00	2019-2019	Expense
					Check Amount:	**$2,116.50**		
Check Number: 34402		**Check Date: 08/24/2021**		**Payee Name: LEO PETETTI LLC**				
2022243907		1ST PARTY COLL PD	07/26/2021	MILLVILLE CITY	E-APPRAISERS PR	$315.00	2021-2021	Expense
2022245340		1ST PARTY COLL PD	08/12/2021	MULLICA TOWNSHIP	E-APPRAISERS PR	$110.00	2021-2021	Expense
2022245352		COMPREHENSIVE	08/06/2021	MULLICA TOWNSHIP	E-APPRAISERS PR	$110.00	2021-2021	Expense
					Check Amount:	**$535.00**		
Check Number: 34403		**Check Date: 08/24/2021**		**Payee Name: DAVID S DEWEESE**				
2022242389		PUB OFF PI	07/02/2021	EGG HARBOR TOWNSHIP	L-LEGAL GL	$750.00	2021-2021	Legal
2022245480		EPL PI	08/19/2020	SEA ISLE CITY	L-LEGAL GL	$750.00	2020-2020	Legal
2022242135		EPL PI	06/12/2021	MARGATE CITY	L-LEGAL GL	$750.00	2021-2021	Legal
2021240354		PUB OFF PI	06/11/2021	WEST CAPE MAY BOROUGH	L-LEGAL GL	$750.00	2021-2021	Legal
2021236834		EPL PI	01/31/2021	MULLICA TOWNSHIP	L-LEGAL GL	$750.00	2021-2021	Legal
2022243117		EPL PI	07/12/2021	MIDDLE TOWNSHIP	L-LEGAL GL	$750.00	2021-2021	Legal
					Check Amount:	**$4,500.00**		
Check Number: 34404		**Check Date: 08/24/2021**		**Payee Name: AFFANATO MARUT LLC**				
2020179977		INDEMNITY	06/30/2018	CAPE MAY POINT BOROUGH	L-LEGAL WC	$364.00	2018-2018	Legal
					Check Amount:	**$364.00**		
Check Number: 34405		**Check Date: 08/24/2021**		**Payee Name: DIEGO LAW FIRM LLC**				
2020179977		INDEMNITY	06/30/2018	CAPE MAY POINT BOROUGH	I-CLAIMANT LEGAL EXP IND	$700.00	2018-2018	Loss

Check Register

Insurer: AJF-ATL.JOINT INS.FUND

Bank Account: ATLANTIC CNTY JIF IV

Claim Number	Claimant Name	Claimant Type	DOL	Insured Name	Transaction Type	Payment Amount	Policy Period	Payment Type
					Check Amount:	**$700.00**		
Check Number: 34406	**Check Date: 08/24/2021**			**Payee Name: PIETRAS SARACINO SMITH & MEEK**				
2019163511		INDEMNITY	01/18/2019	PLEASANTVILLE CITY	L-LEGAL WC	$607.00	2019-2019	Legal
2018143604		INDEMNITY	05/22/2018	MIDDLE TOWNSHIP	L-LEGAL WC	$578.00	2018-2018	Legal
					Check Amount:	**$1,185.00**		
Check Number: 34407	**Check Date: 08/24/2021**			**Payee Name: EDDIES AUTO BODY INC**				
2021239060		1ST PARTY COLL PD	05/31/2021	CAPE MAY CITY	M-MISC MED(WC) & PD (NON-WC) PR COLL	$303.20	2021-2021	Loss
					Check Amount:	**$303.20**		
Check Number: 34408	**Check Date: 08/24/2021**			**Payee Name: Jamal Roy and D'Arcy Johnson Day, attorneys**				
2020198133		UIMBI	12/24/2019	PLEASANTVILLE CITY	I-LUMP SUM SETTLEMENT AL BI	$9,375.00	2019-2019	Loss
					Check Amount:	**$9,375.00**		
Check Number: 34409	**Check Date: 08/24/2021**			**Payee Name: PLEASANTVILLE CITY**				
2021241955		INDEMNITY	06/26/2021	PLEASANTVILLE CITY	I-TEMPORARY TOTAL DISABILITY	$830.57	2021-2021	Loss
					Check Amount:	**$830.57**		
Check Number: 34410	**Check Date: 08/24/2021**			**Payee Name: Williams, Jace**				
2021238830		INDEMNITY	05/27/2021	WILDWOOD CITY	I-TEMPORARY TOTAL DISABILITY	$695.10	2021-2021	Loss
					Check Amount:	**$695.10**		
Check Number: 34411	**Check Date: 08/24/2021**			**Payee Name: NORTHFIELD CITY**				
2021234007		INDEMNITY	03/31/2021	NORTHFIELD CITY	I-TEMPORARY TOTAL DISABILITY	$692.14	2021-2021	Loss
					Check Amount:	**$692.14**		
Check Number: 34412	**Check Date: 08/24/2021**			**Payee Name: WILDWOOD CITY**				
2021240346		INDEMNITY	06/09/2021	WILDWOOD CITY	I-TEMPORARY TOTAL DISABILITY	$728.00	2021-2021	Loss
					Check Amount:	**$728.00**		
Check Number: 34413	**Check Date: 08/24/2021**			**Payee Name: North Wildwood City**				
2022245153		INDEMNITY	08/10/2021	NORTH WILDWOOD CITY	I-TEMPORARY TOTAL DISABILITY	$502.76	2021-2021	Loss
					Check Amount:	**$502.76**		
Check Number: 34414	**Check Date: 08/24/2021**			**Payee Name: EGG HARBOR TOWNSHIP**				
2022244004		INDEMNITY	07/26/2021	EGG HARBOR TOWNSHIP	I-TEMPORARY TOTAL DISABILITY	$1,179.43	2021-2021	Loss
					Check Amount:	**$1,179.43**		

Check Register

Insurer: AJF-ATL.JOINT INS.FUND

Bank Account: ATLANTIC CNTY JIF IV

Claim Number	Claimant Name	Claimant Type	DOL	Insured Name	Transaction Type	Payment Amount	Policy Period	Payment Type
Check Number: 34415		**Check Date: 08/24/2021**		**Payee Name: EGG HARBOR TOWNSHIP**				
2022244131		INDEMNITY	07/24/2021	EGG HARBOR TOWNSHIP	I-TEMPORARY TOTAL DISABILITY	$1,051.47	2021-2021	Loss
					Check Amount:	**$1,051.47**		
Check Number: 34416		**Check Date: 08/24/2021**		**Payee Name: WATERFORD TOWNSHIP**				
2022245427		INDEMNITY	08/09/2021	WATERFORD TOWNSHIP	I-TEMPORARY TOTAL DISABILITY	$1,560.84	2021-2021	Loss
					Check Amount:	**$1,560.84**		
Check Number: 34417		**Check Date: 08/24/2021**		**Payee Name: Alexandria Falivene**				
2020181183		INDEMNITY	07/09/2019	ABSECON CITY	I-TEMPORARY TOTAL DISABILITY	$1,842.00	2019-2019	Loss
					Check Amount:	**$1,842.00**		
Check Number: 34418		**Check Date: 08/24/2021**		**Payee Name: Pete Pietras**				
2020179977		INDEMNITY	06/30/2018	CAPE MAY POINT BOROUGH	I-LUMP SUM SETTLEMENT	$2,800.00	2018-2018	Loss
					Check Amount:	**$2,800.00**		
Check Number: 34419		**Check Date: 08/24/2021**		**Payee Name: Jamal Sharif**				
2019168296		INDEMNITY	03/12/2019	EGG HARBOR TOWNSHIP	I-PERMANENT PARTIAL DISABILITY	$1,085.32	2019-2019	Loss
					Check Amount:	**$1,085.32**		
Check Number: 34420		**Check Date: 08/24/2021**		**Payee Name: Melanie Banks**				
2022243887		3RD PARTY PD	07/24/2021	CAPE MAY POINT BOROUGH	M-MISC MED(WC) & PD (NON-WC) AL PD	$346.21	2021-2021	Loss
					Check Amount:	**$346.21**		
Check Number: 34421		**Check Date: 08/24/2021**		**Payee Name: Donald Clark**				
2020183913		INDEMNITY	09/13/2019	LOWER TOWNSHIP	I-PERMANENT PARTIAL DISABILITY	$1,037.48	2019-2019	Loss
					Check Amount:	**$1,037.48**		
Check Number: 34422		**Check Date: 08/24/2021**		**Payee Name: Eileen Casey**				
2019166800		INDEMNITY	02/19/2019	WILDWOOD CITY	I-PERMANENT PARTIAL DISABILITY	$1,061.60	2019-2019	Loss
					Check Amount:	**$1,061.60**		
Check Number: 34423		**Check Date: 08/24/2021**		**Payee Name: DYLAN YOUNG**				
2018143604		INDEMNITY	05/22/2018	MIDDLE TOWNSHIP	I-LUMP SUM SETTLEMENT	$5,854.00	2018-2018	Loss
					Check Amount:	**$5,854.00**		
Check Number: 34424		**Check Date: 08/24/2021**		**Payee Name: Matthew Jackson**				
2019155835		INDEMNITY	10/15/2018	LOWER TOWNSHIP	I-PERMANENT PARTIAL DISABILITY	$1,098.40	2018-2018	Loss

Check Register

Insurer: AJF-ATL.JOINT INS.FUND

Bank Account: ATLANTIC CNTY JIF IV

Claim Number	Claimant Name	Claimant Type	DOL	Insured Name	Transaction Type	Payment Amount	Policy Period	Payment Type
					Check Amount:	**$1,098.40**		
Check Number: 34425	**Check Date: 08/24/2021**			**Payee Name: Travis Cooper**				
2020198319		INDEMNITY	02/19/2020	AVALON BOROUGH	I-PERMANENT PARTIAL DISABILITY	$1,008.00	2020-2020	Loss
					Check Amount:	**$1,008.00**		
Check Number: 34426	**Check Date: 08/24/2021**			**Payee Name: Mark Porter**				
2020186860		INDEMNITY	10/14/2019	PLEASANTVILLE CITY	I-PERMANENT PARTIAL DISABILITY	$1,120.16	2019-2019	Loss
					Check Amount:	**$1,120.16**		
Check Number: 34427	**Check Date: 08/24/2021**			**Payee Name: Christopher Robell**				
2019163330		INDEMNITY	01/17/2019	HAMILTON TOWNSHIP	I-PERMANENT PARTIAL DISABILITY	$1,720.00	2019-2019	Loss
					Check Amount:	**$1,720.00**		
Check Number: 34428	**Check Date: 08/24/2021**			**Payee Name: Richard Hudson**				
2021229484		INDEMNITY	02/10/2021	ABSECON CITY	I-TEMPORARY TOTAL DISABILITY	$1,938.00	2021-2021	Loss
					Check Amount:	**$1,938.00**		
Check Number: 34429	**Check Date: 08/24/2021**			**Payee Name: Christopher Russ**				
2020195343		INDEMNITY	01/23/2020	MIDDLE TOWNSHIP	I-PERMANENT PARTIAL DISABILITY	$1,065.60	2020-2020	Loss
					Check Amount:	**$1,065.60**		
Check Number: 34430	**Check Date: 08/24/2021**			**Payee Name: Lawrence Murray**				
2019175917		INDEMNITY	06/07/2019	HAMILTON TOWNSHIP	I-PERMANENT PARTIAL DISABILITY	$1,056.40	2019-2019	Loss
					Check Amount:	**$1,056.40**		
Check Number: 34431	**Check Date: 08/24/2021**			**Payee Name: Keith Palek**				
2019160731		INDEMNITY	12/07/2018	LOWER TOWNSHIP	I-PERMANENT PARTIAL DISABILITY	$1,098.40	2018-2018	Loss
					Check Amount:	**$1,098.40**		
Check Number: 34432	**Check Date: 08/24/2021**			**Payee Name: CHARLES MACKINTOSH**				
2018115566		INDEMNITY	10/14/2017	GALLOWAY TOWNSHIP	I-PERMANENT PARTIAL DISABILITY	$2,628.00	2017-2017	Loss
					Check Amount:	**$2,628.00**		
Check Number: 34433	**Check Date: 08/24/2021**			**Payee Name: WILLIAM NULL,**				
2018129801		INDEMNITY	03/27/2018	WEST WILDWOOD BOROUGH	I-PERMANENT PARTIAL DISABILITY	$1,684.00	2018-2018	Loss
					Check Amount:	**$1,684.00**		
Check Number: 34434	**Check Date: 08/24/2021**			**Payee Name: WILLIAM WARD**				

Check Register

Insurer: AJF-ATL.JOINT INS.FUND

Bank Account: ATLANTIC CNTY JIF IV

Claim Number	Claimant Name	Claimant Type	DOL	Insured Name	Transaction Type	Payment Amount	Policy Period	Payment Type
2017093198		INDEMNITY	01/18/2017	NORTHFIELD CITY	I-PERMANENT PARTIAL DISABILITY	$2,152.00	2017-2017	Loss
					Check Amount:	**$2,152.00**		
Check Number: 34435		**Check Date: 08/24/2021**		**Payee Name: MULLICA TOWNSHIP**				
2022245340		1ST PARTY COLL PD	08/12/2021	MULLICA TOWNSHIP	M-MISC MED(WC) & PD (NON-WC) PR COLL	$125.00	2021-2021	Loss
					Check Amount:	**$125.00**		
Check Number: 34436		**Check Date: 08/24/2021**		**Payee Name: SEA ISLE CITY**				
2022244688		INLAND MARINE	08/04/2021	SEA ISLE CITY	M-MISC MED(WC) & PD (NON-WC) OTR LOSS PR	$6,309.95	2021-2021	Loss
					Check Amount:	**$6,309.95**		
Check Number: 34437		**Check Date: 08/24/2021**		**Payee Name: ATLANTICARE URGENT CARE & OCCUPATIONAL HEALTH**				
2021241240		INDEMNITY	06/19/2021	VENTNOR CITY	M-OCCUPATIONAL MEDICINE	$153.41	2021-2021	Loss
2022242197		MEDICAL ONLY	07/02/2021	EGG HARBOR TOWNSHIP	M-OCCUPATIONAL MEDICINE	$102.77	2021-2021	Loss
2021237881		MEDICAL ONLY	05/15/2021	PLEASANTVILLE CITY	M-OCCUPATIONAL MEDICINE	$102.77	2021-2021	Loss
2021241953		MEDICAL ONLY	06/30/2021	BRIGANTINE CITY	M-OCCUPATIONAL MEDICINE	$281.81	2021-2021	Loss
2022242328		MEDICAL ONLY	07/06/2021	OCEAN CITY	M-OCCUPATIONAL MEDICINE	$173.66	2021-2021	Loss
2022242261		INDEMNITY	07/03/2021	PLEASANTVILLE CITY	M-OCCUPATIONAL MEDICINE	$260.89	2021-2021	Loss
2022242268		MEDICAL ONLY	07/06/2021	BRIGANTINE CITY	M-OCCUPATIONAL MEDICINE	$226.48	2021-2021	Loss
2022242233		INDEMNITY	07/05/2021	VENTNOR CITY	M-OCCUPATIONAL MEDICINE	$106.08	2021-2021	Loss
2021241440		INDEMNITY	06/21/2021	OCEAN CITY	M-OCCUPATIONAL MEDICINE	$305.48	2021-2021	Loss
2021241235		MEDICAL ONLY	06/18/2021	BRIGANTINE CITY	M-OCCUPATIONAL MEDICINE	$102.77	2021-2021	Loss
					Check Amount:	**$1,816.12**		
Check Number: 34438		**Check Date: 08/24/2021**		**Payee Name: IVY REHAB NETWORK, INC**				
2021241957		INDEMNITY	06/30/2021	COMMERCIAL TOWNSHIP	M-PHYSICAL/OCCUPATIONAL THERAPY	$234.00	2021-2021	Loss
2021228131		INDEMNITY	01/26/2021	OCEAN CITY	M-PHYSICAL/OCCUPATIONAL THERAPY	$260.00	2021-2021	Loss
					Check Amount:	**$494.00**		
Check Number: 34439		**Check Date: 08/24/2021**		**Payee Name: LABCORP HOLDINGS**				
2021232192		INDEMNITY	03/10/2021	EGG HARBOR TOWNSHIP	M-OTHER PROVIDER FEES	$401.00	2021-2021	Loss
					Check Amount:	**$401.00**		
Check Number: 34440		**Check Date: 08/24/2021**		**Payee Name: ATLANTIC EMERGENCY ASSOCIATES**				
2022242261		INDEMNITY	07/03/2021	PLEASANTVILLE CITY	M-PHYSICIAN FEES	$1,456.00	2021-2021	Loss
2021239867		MEDICAL ONLY	06/07/2021	LINWOOD CITY	M-PHYSICIAN FEES	$1,020.00	2021-2021	Loss
					Check Amount:	**$2,476.00**		

Check Register

Insurer: AJF-ATL.JOINT INS.FUND

Bank Account: ATLANTIC CNTY JIF IV

Claim Number	Claimant Name	Claimant Type	DOL	Insured Name	Transaction Type	Payment Amount	Policy Period	Payment Type
Check Number: 34441	**Check Date: 08/24/2021**		**Payee Name: STRIVE PHYSICAL THERAPY AND SPORTS REHABILITATION LLC**					
2021238003		INDEMNITY	05/17/2021	VENTNOR CITY	M-PHYSICAL/OCCUPATIONAL THERAPY	$80.00	2021-2021	Loss
2021239249		MEDICAL ONLY	06/01/2021	MILLVILLE CITY	M-PHYSICAL/OCCUPATIONAL THERAPY	$80.00	2021-2021	Loss
					Check Amount:	**$160.00**		
Check Number: 34442	**Check Date: 08/24/2021**		**Payee Name: CAPE REGIONAL MEDICAL CENTER**					
2021225899		INDEMNITY	01/11/2021	CAPE MAY CITY	M-ACUTE CARE HOSPITAL	$1,578.75	2021-2021	Loss
					Check Amount:	**$1,578.75**		
Check Number: 34443	**Check Date: 08/24/2021**		**Payee Name: ATLANTIC MEDICAL IMAGING LLC**					
2021229497		MEDICAL ONLY	02/10/2021	WILDWOOD CITY	M-MRI	$454.31	2021-2021	Loss
					Check Amount:	**$454.31**		
Check Number: 34444	**Check Date: 08/24/2021**		**Payee Name: TWIN BORO PHYSICAL THERAPY**					
2021232192		INDEMNITY	03/10/2021	EGG HARBOR TOWNSHIP	M-PHYSICAL/OCCUPATIONAL THERAPY	$160.00	2021-2021	Loss
2021234700		MEDICAL ONLY	04/09/2021	EGG HARBOR TOWNSHIP	M-PHYSICAL/OCCUPATIONAL THERAPY	$80.00	2021-2021	Loss
2022242712		MEDICAL ONLY	07/12/2021	EGG HARBOR TOWNSHIP	M-PHYSICAL/OCCUPATIONAL THERAPY	$80.00	2021-2021	Loss
2021240186		INDEMNITY	06/08/2021	EGG HARBOR TOWNSHIP	M-PHYSICAL/OCCUPATIONAL THERAPY	$240.00	2021-2021	Loss
					Check Amount:	**$560.00**		
Check Number: 34445	**Check Date: 08/24/2021**		**Payee Name: ONE CALL CARE DIAGNOSTICS**					
2021217221		INDEMNITY	10/13/2020	VENTNOR CITY	M-MRI	$485.00	2020-2020	Loss
2021240599		INDEMNITY	06/14/2021	NORTH WILDWOOD CITY	M-MRI	$485.00	2021-2021	Loss
2021234700		MEDICAL ONLY	04/09/2021	EGG HARBOR TOWNSHIP	M-MRI	$485.00	2021-2021	Loss
2021215935		INDEMNITY	09/23/2020	CAPE MAY CITY	M-MRI	$300.00	2020-2020	Loss
2021237844		INDEMNITY	05/15/2021	HAMILTON TOWNSHIP	M-MRI	$75.00	2021-2021	Loss
2021221871		INDEMNITY	11/19/2020	EGG HARBOR TOWNSHIP	M-MRI	$53.40	2020-2020	Loss
					Check Amount:	**$1,883.40**		
Check Number: 34446	**Check Date: 08/24/2021**		**Payee Name: PROFESSIONAL PAIN MANAGEMENT ASSOC**					
2020181716		INDEMNITY	08/20/2019	NORTH WILDWOOD CITY	M-PHYSICIAN FEES	$55.09	2019-2019	Loss
					Check Amount:	**$55.09**		
Check Number: 34447	**Check Date: 08/24/2021**		**Payee Name: MATTHEW J PITERA MD PA**					
2021211667		INDEMNITY	08/06/2020	VENTNOR CITY	M-BEHAVIORAL HEALTH	$900.00	2020-2020	Loss
2021211670		INDEMNITY	08/06/2020	VENTNOR CITY	M-BEHAVIORAL HEALTH	$450.00	2020-2020	Loss
2021211669		INDEMNITY	08/06/2020	VENTNOR CITY	M-BEHAVIORAL HEALTH	$450.00	2020-2020	Loss
2020187019		INDEMNITY	10/11/2019	HAMILTON TOWNSHIP	M-BEHAVIORAL HEALTH	$450.00	2019-2019	Loss

Check Register

Insurer: AJF-ATL.JOINT INS.FUND

Bank Account: ATLANTIC CNTY JIF IV

Claim Number	Claimant Name	Claimant Type	DOL	Insured Name	Transaction Type	Payment Amount	Policy Period	Payment Type
					Check Amount:	**$2,250.00**		
Check Number: 34448	**Check Date: 08/24/2021**			**Payee Name: ATLANTICARE SURGERY CENTER EHT**				
2021229497	MEDICAL ONLY		02/10/2021	WILDWOOD CITY	M-AMBULATORY SURGERY CENTER	$1,367.34	2021-2021	Loss
2018145002	INDEMNITY		05/31/2018	MIDDLE TOWNSHIP	M-AMBULATORY SURGERY CENTER	$2,006.55	2018-2018	Loss
					Check Amount:	**$3,373.89**		
Check Number: 34449	**Check Date: 08/24/2021**			**Payee Name: REHAB EXCELLENCE CENTER, LLC**				
2021237286	INDEMNITY		05/09/2021	MILLVILLE CITY	M-PHYSICAL/OCCUPATIONAL THERAPY	$729.00	2021-2021	Loss
					Check Amount:	**$729.00**		
Check Number: 34450	**Check Date: 08/24/2021**			**Payee Name: BONEL MEDICAL EQUIPMENT**				
2021240346	INDEMNITY		06/09/2021	WILDWOOD CITY	M-DME/PROSTHETICS	$645.51	2021-2021	Loss
					Check Amount:	**$645.51**		
Check Number: 34451	**Check Date: 08/24/2021**			**Payee Name: NovaCare Rehabilitation**				
2022242261	INDEMNITY		07/03/2021	PLEASANTVILLE CITY	M-PHYSICAL/OCCUPATIONAL THERAPY	$294.00	2021-2021	Loss
2021237334	MEDICAL ONLY		05/10/2021	UPPER TOWNSHIP	M-PHYSICAL/OCCUPATIONAL THERAPY	$98.00	2021-2021	Loss
2021229819	INDEMNITY		02/15/2021	WILDWOOD CITY	M-PHYSICAL/OCCUPATIONAL THERAPY	$294.00	2021-2021	Loss
					Check Amount:	**$686.00**		
Check Number: 34452	**Check Date: 08/24/2021**			**Payee Name: AMERICAN SLEEP & PULMONARY MEDICINE**				
2021234267	INDEMNITY		04/03/2021	PLEASANTVILLE CITY	M-PHYSICIAN FEES	$136.70	2021-2021	Loss
					Check Amount:	**$136.70**		
Check Number: 34453	**Check Date: 08/24/2021**			**Payee Name: CAPE REGIONAL URGENT CARE**				
2021240476	MEDICAL ONLY		06/14/2021	WILDWOOD CREST BOROUGH	M-URGENT CARE CENTER	$158.25	2021-2021	Loss
					Check Amount:	**$158.25**		
Check Number: 34454	**Check Date: 08/24/2021**			**Payee Name: PREMIER ORTHOPAEDIC & SPORTS MEDICINE ASSOCIATES OF SNJ**				
2021237286	INDEMNITY		05/09/2021	MILLVILLE CITY	M-ORTHO/NEURO FEES	$13,031.40	2021-2021	Loss
2021241757	INDEMNITY		06/24/2021	MILLVILLE CITY	M-ORTHO/NEURO FEES	$330.68	2021-2021	Loss
					Check Amount:	**$13,362.08**		
Check Number: 34455	**Check Date: 08/24/2021**			**Payee Name: QUEST DIAGNOSTICS**				
2021234267	INDEMNITY		04/03/2021	PLEASANTVILLE CITY	M-OTHER PROVIDER FEES	$135.80	2021-2021	Loss
					Check Amount:	**$135.80**		
Check Number: 34456	**Check Date: 08/24/2021**			**Payee Name: THE FRANKEL ORTHOPEDICS AND SPORTS**				

Check Register

Insurer: AJF-ATL.JOINT INS.FUND

Bank Account: ATLANTIC CNTY JIF IV

Claim Number	Claimant Name	Claimant Type	DOL	Insured Name	Transaction Type	Payment Amount	Policy Period	Payment Type
2021234700		MEDICAL ONLY	04/09/2021	EGG HARBOR TOWNSHIP	M-ORTHO/NEURO FEES	$235.43	2021-2021	Loss
					Check Amount:	**$235.43**		
Check Number: 34457		**Check Date: 08/24/2021**		**Payee Name: BAYFRONT EMERGENCY PHYSICIANS, PA**				
2021240497		MEDICAL ONLY	06/13/2021	OCEAN CITY	M-PHYSICIAN FEES	$524.00	2021-2021	Loss
					Check Amount:	**$524.00**		
Check Number: 34458		**Check Date: 08/24/2021**		**Payee Name: ATLANTICARE REGIONAL MEDICAL CENTER**				
2022243833		MEDICAL ONLY	07/26/2021	VENTNOR CITY	M-ACUTE CARE HOSPITAL	$2,511.00	2021-2021	Loss
					Check Amount:	**$2,511.00**		
Check Number: 34459		**Check Date: 08/24/2021**		**Payee Name: NEUROSURGICAL AND SPINE SPECIALIST LLC**				
2021229497		MEDICAL ONLY	02/10/2021	WILDWOOD CITY	M-PHYSICIAN FEES	$750.00	2021-2021	Loss
					Check Amount:	**$750.00**		
Check Number: 34460		**Check Date: 08/24/2021**		**Payee Name: JAG ONE PHYSICAL THERAPY LLC**				
2021236200		MEDICAL ONLY	04/27/2021	OCEAN CITY	M-PHYSICAL/OCCUPATIONAL THERAPY	$63.00	2021-2021	Loss
					Check Amount:	**$63.00**		
Check Number: 34461		**Check Date: 08/24/2021**		**Payee Name: myMATRIXX**				
2021240497		MEDICAL ONLY	06/13/2021	OCEAN CITY	M-PHARMACY	$12.30	2021-2021	Loss
2021214267		INDEMNITY	08/17/2020	MILLVILLE CITY	M-PHARMACY	$20.54	2020-2020	Loss
2021238446		INDEMNITY	05/23/2021	OCEAN CITY	M-PHARMACY	$105.62	2021-2021	Loss
2020187019		INDEMNITY	10/11/2019	HAMILTON TOWNSHIP	M-PHARMACY	$1,244.53	2019-2019	Loss
2021233791		INDEMNITY	03/26/2021	GALLOWAY TOWNSHIP	M-PHARMACY	$68.88	2021-2021	Loss
					Check Amount:	**$1,451.87**		
Check Number: 34462		**Check Date: 08/24/2021**		**Payee Name: ORTHOPAEDICS NEW JERSEY, LLC**				
2021241233		INDEMNITY	06/14/2021	OCEAN CITY	M-PHYSICIAN FEES	$212.00	2021-2021	Loss
2021224547		INDEMNITY	12/24/2020	PLEASANTVILLE CITY	M-ORTHO/NEURO FEES	$408.54	2020-2020	Loss
2022243288		MEDICAL ONLY	07/17/2021	VENTNOR CITY	M-PHYSICIAN FEES	$275.95	2021-2021	Loss
2022243895		INDEMNITY	07/26/2021	SEA ISLE CITY	M-PHYSICIAN FEES	$269.21	2021-2021	Loss
2021229484		INDEMNITY	02/10/2021	ABSECON CITY	M-ORTHO/NEURO FEES	$780.44	2021-2021	Loss
2022242233		INDEMNITY	07/05/2021	VENTNOR CITY	M-PHYSICIAN FEES	$85.32	2021-2021	Loss
2021237334		MEDICAL ONLY	05/10/2021	UPPER TOWNSHIP	M-ORTHO/NEURO FEES	$121.95	2021-2021	Loss
2022244313		MEDICAL ONLY	07/27/2021	UPPER TOWNSHIP	M-PHYSICIAN FEES	$239.32	2021-2021	Loss
2022242329		INDEMNITY	07/05/2021	OCEAN CITY	M-ORTHO/NEURO FEES	$85.32	2021-2021	Loss
2021241440		INDEMNITY	06/21/2021	OCEAN CITY	M-PHYSICIAN FEES	$85.32	2021-2021	Loss

Check Register

Insurer: AJF-ATL.JOINT INS.FUND

Bank Account: ATLANTIC CNTY JIF IV

Claim Number	Claimant Name	Claimant Type	DOL	Insured Name	Transaction Type	Payment Amount	Policy Period	Payment Type
2021240780		INDEMNITY	06/12/2021	OCEAN CITY	M-ORTHO/NEURO FEES	$125.59	2021-2021	Loss
					Check Amount:	**$2,688.96**		
Check Number: 34463		**Check Date: 08/24/2021**		**Payee Name: ORTHOPAEDICS NEW JERSEY**				
2022244428		INDEMNITY	07/31/2021	NORTH WILDWOOD CITY	M-ORTHO/NEURO FEES	$232.42	2021-2021	Loss
2022244042		INDEMNITY	07/28/2021	WILDWOOD CITY	M-ORTHO/NEURO FEES	$330.86	2021-2021	Loss
					Check Amount:	**$563.28**		
Check Number: 34464		**Check Date: 08/24/2021**		**Payee Name: QUALCARE INC**				
2022245900		MEDICAL ONLY	08/20/2021	CAPE MAY CITY	M-MEDICAL REHAB/NON VOCATIONAL WC	$510.00	2021-2021	Loss
2022245507		INDEMNITY	08/13/2021	LOWER TOWNSHIP	M-MEDICAL REHAB/NON VOCATIONAL WC	$510.00	2021-2021	Loss
2022245479		MEDICAL ONLY	08/12/2021	LOWER TOWNSHIP	M-MEDICAL REHAB/NON VOCATIONAL WC	$510.00	2021-2021	Loss
2022245308		INDEMNITY	08/11/2021	WILDWOOD CITY	M-MEDICAL REHAB/NON VOCATIONAL WC	$510.00	2021-2021	Loss
2022245736		MEDICAL ONLY	08/11/2021	MILLVILLE CITY	M-MEDICAL REHAB/NON VOCATIONAL WC	$510.00	2021-2021	Loss
2022245689		MEDICAL ONLY	08/18/2021	OCEAN CITY	M-MEDICAL REHAB/NON VOCATIONAL WC	$510.00	2021-2021	Loss
2022245851		INDEMNITY	08/19/2021	CAPE MAY CITY	M-MEDICAL REHAB/NON VOCATIONAL WC	$510.00	2021-2021	Loss
2022244164		MEDICAL ONLY	07/29/2021	LOWER TOWNSHIP	M-MEDICAL REHAB/NON VOCATIONAL WC	$510.00	2021-2021	Loss
2022245747		MEDICAL ONLY	08/05/2021	CAPE MAY CITY	M-MEDICAL REHAB/NON VOCATIONAL WC	$510.00	2021-2021	Loss
2022245284		MEDICAL ONLY	08/12/2021	PLEASANTVILLE CITY	M-MEDICAL REHAB/NON VOCATIONAL WC	$510.00	2021-2021	Loss
2022245603		INDEMNITY	08/13/2021	WILDWOOD CITY	M-MEDICAL REHAB/NON VOCATIONAL WC	$510.00	2021-2021	Loss
2022245095		MEDICAL ONLY	08/09/2021	OCEAN CITY	M-MEDICAL REHAB/NON VOCATIONAL WC	$510.00	2021-2021	Loss
2022245561		MEDICAL ONLY	08/13/2021	LONGPORT BOROUGH	M-MEDICAL REHAB/NON VOCATIONAL WC	$510.00	2021-2021	Loss
2022245905		MEDICAL ONLY	08/18/2021	LONGPORT BOROUGH	M-MEDICAL REHAB/NON VOCATIONAL WC	$510.00	2021-2021	Loss
2022245339		MEDICAL ONLY	08/12/2021	GALLOWAY TOWNSHIP	M-MEDICAL REHAB/NON VOCATIONAL WC	$510.00	2021-2021	Loss
2022243308		MEDICAL ONLY	07/19/2021	CAPE MAY CITY	M-MEDICAL REHAB/NON VOCATIONAL WC	$510.00	2021-2021	Loss
2022245576		MEDICAL ONLY	08/13/2021	LONGPORT BOROUGH	M-MEDICAL REHAB/NON VOCATIONAL WC	$510.00	2021-2021	Loss
2022245537		INDEMNITY	08/14/2021	LOWER TOWNSHIP	M-MEDICAL REHAB/NON VOCATIONAL WC	$510.00	2021-2021	Loss
2022245427		INDEMNITY	08/09/2021	WATERFORD TOWNSHIP	M-MEDICAL REHAB/NON VOCATIONAL WC	$510.00	2021-2021	Loss
2022244131		INDEMNITY	07/24/2021	EGG HARBOR TOWNSHIP	M-MEDICAL REHAB/NON VOCATIONAL WC	$510.00	2021-2021	Loss
2022245327		MEDICAL ONLY	08/12/2021	LONGPORT BOROUGH	M-MEDICAL REHAB/NON VOCATIONAL WC	$510.00	2021-2021	Loss
2022245372		MEDICAL ONLY	08/12/2021	OCEAN CITY	M-MEDICAL REHAB/NON VOCATIONAL WC	$510.00	2021-2021	Loss
					Check Amount:	**$11,220.00**		
Check Number: 34465		**Check Date: 08/31/2021**		**Payee Name: GOLDENBERG, MACKLER & SAYEGH, PA**				
2019173700		INDEMNITY	05/14/2019	AVALON BOROUGH	I-ASSESSMENT-W.C. IND	$3,725.00	2019-2019	Loss
					Check Amount:	**$3,725.00**		

Check Register

Insurer: AJF-ATL.JOINT INS.FUND

Bank Account: ATLANTIC CNTY JIF IV

Claim Number	Claimant Name	Claimant Type	DOL	Insured Name	Transaction Type	Payment Amount	Policy Period	Payment Type
Check Number: 34466		**Check Date: 08/31/2021**		**Payee Name: STATE SHORTHAND REPORTING SERVICE**				
2019173700		INDEMNITY	05/14/2019	AVALON BOROUGH	E-MISC LEGAL EXPENSE WC	$75.00	2019-2019	Expense
					Check Amount:	**$75.00**		
Check Number: 34467		**Check Date: 08/31/2021**		**Payee Name: SOUTH JERSEY PHYSICIAN ASSOCS**				
2020202597		INDEMNITY	04/16/2020	NORTH WILDWOOD CITY	M-IND MED EXAMS WC	$700.00	2020-2020	Loss
					Check Amount:	**$700.00**		
Check Number: 34468		**Check Date: 08/31/2021**		**Payee Name: ARONBERG KOUSER SNYDER & LINDEMANN PA**				
2019163511		INDEMNITY	01/18/2019	PLEASANTVILLE CITY	I-CLAIMANT LEGAL EXP IND	$1,800.00	2019-2019	Loss
					Check Amount:	**$1,800.00**		
Check Number: 34469		**Check Date: 08/31/2021**		**Payee Name: I C U INVESTIGATIONS INC**				
2021240346		INDEMNITY	06/09/2021	WILDWOOD CITY	E-MISC ALL OTHER WC	$134.80	2021-2021	Expense
					Check Amount:	**$134.80**		
Check Number: 34470		**Check Date: 08/31/2021**		**Payee Name: BARKER GELFAND JAMES & SERVAS A PROFESSIONAL CORPORATION**				
2021215596		PERSONAL INJURY	09/15/2020	MILLVILLE CITY	L-LEGAL GL	$894.34	2020-2020	Legal
					Check Amount:	**$894.34**		
Check Number: 34471		**Check Date: 08/31/2021**		**Payee Name: ATLANTIC COAST ORTHO LLC**				
2019155036		BODILY INJURY	08/29/2018	OCEAN CITY	E-MISC ALL OTHER GL	$850.00	2018-2018	Expense
					Check Amount:	**$850.00**		
Check Number: 34472		**Check Date: 08/31/2021**		**Payee Name: BIRCHMEIER & POWELL LLC**				
2019155596		BODILY INJURY	08/07/2018	NORTH WILDWOOD CITY	L-LEGAL GL	$1,617.50	2018-2018	Legal
2020179319		BODILY INJURY	06/26/2019	NORTH WILDWOOD CITY	L-LEGAL GL	$3,900.00	2019-2019	Legal
2019147265		BODILY INJURY	06/01/2018	OCEAN CITY	E-MISC LEGAL EXPENSE GL	$270.45	2018-2018	Expense
2021210964		BODILY INJURY	05/16/2020	OCEAN CITY	L-LEGAL GL	$3,574.00	2020-2020	Legal
2021233601		POLICE PROF BI	09/01/2018	NORTH WILDWOOD CITY	L-LEGAL GL	$622.44	2018-2018	Legal
					Check Amount:	**$9,984.39**		
Check Number: 34473		**Check Date: 08/31/2021**		**Payee Name: State of New Jersey - Div of Worker's Comp**				
2021237448		INDEMNITY	05/11/2021	EGG HARBOR TOWNSHIP	E-MISC ALL OTHER WC	$5.83	2021-2021	Expense
2021215935		INDEMNITY	09/23/2020	CAPE MAY CITY	E-MISC ALL OTHER WC	$0.59	2020-2020	Expense
					Check Amount:	**$6.42**		
Check Number: 34474		**Check Date: 08/31/2021**		**Payee Name: WALDEN M HOLL JR MD & ASSOC LLC**				

Check Register

Insurer: AJF-ATL.JOINT INS.FUND

Bank Account: ATLANTIC CNTY JIF IV

Claim Number	Claimant Name	Claimant Type	DOL	Insured Name	Transaction Type	Payment Amount	Policy Period	Payment Type
2019172866		INDEMNITY	05/04/2019	SEA ISLE CITY	E-ALLOCATED MED EXAM WC	$1,000.00	2019-2019	Expense
					Check Amount:	**$1,000.00**		
Check Number: 34475		**Check Date: 08/31/2021**		**Payee Name: LEO PETETTI LLC**				
2022245903		1ST PARTY COLL PD	08/09/2021	OCEAN CITY	E-APPRAISERS PR	$110.00	2021-2021	Expense
					Check Amount:	**$110.00**		
Check Number: 34476		**Check Date: 08/31/2021**		**Payee Name: PREMIER ORTHOPAEDIC & SPORTS MEDICINE ASSOC OF SNJ LLC**				
2019160731		INDEMNITY	12/07/2018	LOWER TOWNSHIP	M-IND MED EXAMS WC	$900.00	2018-2018	Loss
					Check Amount:	**$900.00**		
Check Number: 34477		**Check Date: 08/31/2021**		**Payee Name: NEW JERSEY IME ASSOCIATES LLC**				
2019175513		INDEMNITY	06/05/2019	EGG HARBOR TOWNSHIP	M-IND MED EXAMS WC	$800.00	2019-2019	Loss
					Check Amount:	**$800.00**		
Check Number: 34478		**Check Date: 08/31/2021**		**Payee Name: PREMIER ORTHOPAEDIC ASSOC**				
2019157702		INDEMNITY	11/06/2018	EGG HARBOR TOWNSHIP	M-IND MED EXAMS WC	$900.00	2018-2018	Loss
					Check Amount:	**$900.00**		
Check Number: 34479		**Check Date: 08/31/2021**		**Payee Name: HECKS SPRAY CRAFT PAINT SHOP INC**				
2022245903		1ST PARTY COLL PD	08/09/2021	OCEAN CITY	M-MISC MED(WC) & PD (NON-WC) PR COLL	$1,177.19	2021-2021	Loss
					Check Amount:	**$1,177.19**		
Check Number: 34480		**Check Date: 08/31/2021**		**Payee Name: KAPLAN LEAMAN AND WOLFE COURT REPORTERS**				
2021214896		BODILY INJURY	07/08/2020	CAPE MAY CITY	E-MISC LEGAL EXPENSE GL	$178.75	2020-2020	Expense
					Check Amount:	**$178.75**		
Check Number: 34481		**Check Date: 08/31/2021**		**Payee Name: AFFANATO MARUT LLC**				
2021225008		INDEMNITY	12/30/2020	SEA ISLE CITY	L-LEGAL WC	$272.00	2020-2020	Legal
2017104028		INDEMNITY	05/31/2017	NORTH WILDWOOD CITY	L-LEGAL WC	$111.00	2017-2017	Legal
2021238064		INDEMNITY	05/17/2021	VENTNOR CITY	L-LEGAL WC	$228.00	2021-2021	Legal
2019173700		INDEMNITY	05/14/2019	AVALON BOROUGH	L-LEGAL WC	$252.00	2019-2019	Legal
					Check Amount:	**$863.00**		
Check Number: 34482		**Check Date: 08/31/2021**		**Payee Name: HEALTHMARK MEDICAL GROUP LLC**				
2020179470		BODILY INJURY	07/01/2019	PLEASANTVILLE CITY	E-MISC LEGAL EXPENSE GL	$65.04	2019-2019	Expense
					Check Amount:	**$65.04**		
Check Number: 34483		**Check Date: 08/31/2021**		**Payee Name: MARY Q IRELAN**				

Check Register

Insurer: AJF-ATL.JOINT INS.FUND

Bank Account: ATLANTIC CNTY JIF IV

Claim Number	Claimant Name	Claimant Type	DOL	Insured Name	Transaction Type	Payment Amount	Policy Period	Payment Type
2019155036		BODILY INJURY	08/29/2018	OCEAN CITY	E-MISC ALL OTHER GL	$354.00	2018-2018	Expense
					Check Amount:	**$354.00**		
Check Number: 34484		**Check Date: 08/31/2021**		**Payee Name: PIETRAS SARACINO SMITH & MEEK**				
2018120260		INDEMNITY	12/12/2017	EGG HARBOR TOWNSHIP	L-LEGAL WC	$289.50	2017-2017	Legal
2021224102		INDEMNITY	12/15/2020	PLEASANTVILLE CITY	L-LEGAL WC	$779.00	2020-2020	Legal
2020183212		INDEMNITY	09/09/2019	PLEASANTVILLE CITY	L-LEGAL WC	$240.00	2019-2019	Legal
2020191802		INDEMNITY	12/07/2019	LONGPORT BOROUGH	L-LEGAL WC	$655.00	2019-2019	Legal
2020208042		INDEMNITY	06/21/2020	LONGPORT BOROUGH	L-LEGAL WC	$530.50	2020-2020	Legal
					Check Amount:	**$2,494.00**		
Check Number: 34485		**Check Date: 08/31/2021**		**Payee Name: OCEAN CITY**				
2021221883		INDEMNITY	11/26/2020	OCEAN CITY	I-TEMPORARY TOTAL DISABILITY	$1,890.00	2020-2020	Loss
					Check Amount:	**$1,890.00**		
Check Number: 34486		**Check Date: 08/31/2021**		**Payee Name: UPPER TOWNSHIP**				
2022243031		INDEMNITY	07/15/2021	UPPER TOWNSHIP	I-TEMPORARY TOTAL DISABILITY	$1,510.32	2021-2021	Loss
					Check Amount:	**$1,510.32**		
Check Number: 34487		**Check Date: 08/31/2021**		**Payee Name: PLEASANTVILLE CITY**				
2021234267		INDEMNITY	04/03/2021	PLEASANTVILLE CITY	I-TEMPORARY TOTAL DISABILITY	$1,561.72	2021-2021	Loss
					Check Amount:	**$1,561.72**		
Check Number: 34488		**Check Date: 08/31/2021**		**Payee Name: Margate City**				
2021215991		INDEMNITY	09/28/2020	MARGATE CITY	I-TEMPORARY TOTAL DISABILITY	$1,890.00	2020-2020	Loss
					Check Amount:	**$1,890.00**		
Check Number: 34489		**Check Date: 08/31/2021**		**Payee Name: HAMILTON TOWNSHIP**				
2022244701		INDEMNITY	08/05/2021	HAMILTON TOWNSHIP	I-TEMPORARY TOTAL DISABILITY	$1,107.43	2021-2021	Loss
					Check Amount:	**$1,107.43**		
Check Number: 34490		**Check Date: 08/31/2021**		**Payee Name: HAMILTON TOWNSHIP**				
2022244701		INDEMNITY	08/05/2021	HAMILTON TOWNSHIP	I-TEMPORARY TOTAL DISABILITY	$830.57	2021-2021	Loss
					Check Amount:	**$830.57**		
Check Number: 34491		**Check Date: 08/31/2021**		**Payee Name: Charles Cripps**				
2022244042		INDEMNITY	07/28/2021	WILDWOOD CITY	I-TEMPORARY TOTAL DISABILITY	$1,852.04	2021-2021	Loss
					Check Amount:	**$1,852.04**		

Check Register

Insurer: AJF-ATL.JOINT INS.FUND

Bank Account: ATLANTIC CNTY JIF IV

Claim Number	Claimant Name	Claimant Type	DOL	Insured Name	Transaction Type	Payment Amount	Policy Period	Payment Type
Check Number: 34492		**Check Date: 08/31/2021**		**Payee Name: Egg Harbor Township**				
2021236577		INDEMNITY	04/25/2021	EGG HARBOR TOWNSHIP	I-TEMPORARY TOTAL DISABILITY	$1,938.00	2021-2021	Loss
					Check Amount:	**$1,938.00**		
Check Number: 34493		**Check Date: 08/31/2021**		**Payee Name: Wildwood City**				
2022245026		INDEMNITY	08/10/2021	WILDWOOD CITY	I-TEMPORARY TOTAL DISABILITY	$1,522.71	2021-2021	Loss
					Check Amount:	**$1,522.71**		
Check Number: 34494		**Check Date: 08/31/2021**		**Payee Name: EGG HARBOR TOWNSHIP**				
2021240186		INDEMNITY	06/08/2021	EGG HARBOR TOWNSHIP	I-TEMPORARY TOTAL DISABILITY	$462.82	2021-2021	Loss
					Check Amount:	**$462.82**		
Check Number: 34495		**Check Date: 08/31/2021**		**Payee Name: EGG HARBOR TOWNSHIP**				
2021240186		INDEMNITY	06/08/2021	EGG HARBOR TOWNSHIP	I-TEMPORARY TOTAL DISABILITY	$1,619.86	2021-2021	Loss
					Check Amount:	**$1,619.86**		
Check Number: 34496		**Check Date: 08/31/2021**		**Payee Name: GALLOWAY TOWNSHIP**				
2021233791		INDEMNITY	03/26/2021	GALLOWAY TOWNSHIP	I-TEMPORARY TOTAL DISABILITY	$1,938.00	2021-2021	Loss
					Check Amount:	**$1,938.00**		
Check Number: 34497		**Check Date: 08/31/2021**		**Payee Name: OCEAN CITY Re: Rolls, Micah**				
2019166665		INDEMNITY	02/22/2019	OCEAN CITY	I-TEMPORARY TOTAL DISABILITY	$1,426.80	2019-2019	Loss
					Check Amount:	**$1,426.80**		
Check Number: 34498		**Check Date: 08/31/2021**		**Payee Name: WILDWOOD CITY**				
2021238466		INDEMNITY	05/19/2021	WILDWOOD CITY	I-TEMPORARY TOTAL DISABILITY	$952.20	2021-2021	Loss
					Check Amount:	**$952.20**		
Check Number: 34499		**Check Date: 08/31/2021**		**Payee Name: Thompson, Thurman**				
2021238466		INDEMNITY	05/19/2021	WILDWOOD CITY	I-TEMPORARY TOTAL DISABILITY	$680.14	2021-2021	Loss
					Check Amount:	**$680.14**		
Check Number: 34500		**Check Date: 08/31/2021**		**Payee Name: LOWER TOWNSHIP**				
2022245507		INDEMNITY	08/13/2021	LOWER TOWNSHIP	I-TEMPORARY TOTAL DISABILITY	$896.00	2021-2021	Loss
					Check Amount:	**$896.00**		
Check Number: 34501		**Check Date: 08/31/2021**		**Payee Name: NEW JERSEY IME ASSOCIATES LLC**				
2020191141		INDEMNITY	11/26/2019	OCEAN CITY	E-ALLOCATED MED EXAM WC	$100.00	2019-2019	Expense

Check Register

Insurer: AJF-ATL.JOINT INS.FUND

Bank Account: ATLANTIC CNTY JIF IV

Claim Number	Claimant Name	Claimant Type	DOL	Insured Name	Transaction Type	Payment Amount	Policy Period	Payment Type
2019162848		INDEMNITY	01/11/2019	MILLVILLE CITY	E-ALLOCATED MED EXAM WC	$800.00	2019-2019	Expense
2020184270		INDEMNITY	09/17/2019	MILLVILLE CITY	E-ALLOCATED MED EXAM WC	$800.00	2019-2019	Expense
					Check Amount:	**$1,700.00**		
Check Number: 34502		**Check Date: 08/31/2021**		**Payee Name: Girard Tell**				
2020190832		INDEMNITY	11/15/2019	PLEASANTVILLE CITY	I-TEMPORARY TOTAL DISABILITY	$1,842.00	2019-2019	Loss
					Check Amount:	**$1,842.00**		
Check Number: 34503		**Check Date: 08/31/2021**		**Payee Name: Christopher DeVito**				
2021214232		INDEMNITY	09/08/2020	GALLOWAY TOWNSHIP	I-TEMPORARY TOTAL DISABILITY	$1,890.00	2020-2020	Loss
					Check Amount:	**$1,890.00**		
Check Number: 34504		**Check Date: 08/31/2021**		**Payee Name: JEAN ANTOINE**				
2019163511		INDEMNITY	01/18/2019	PLEASANTVILLE CITY	I-LUMP SUM SETTLEMENT	$4,200.00	2019-2019	Loss
					Check Amount:	**$4,200.00**		
Check Number: 34505		**Check Date: 08/31/2021**		**Payee Name: Frank Schalek**				
2020187019		INDEMNITY	10/11/2019	HAMILTON TOWNSHIP	I-TEMPORARY TOTAL DISABILITY	$1,842.00	2019-2019	Loss
					Check Amount:	**$1,842.00**		
Check Number: 34506		**Check Date: 08/31/2021**		**Payee Name: Scott Emerson**				
2022243189		INDEMNITY	07/15/2021	SEA ISLE CITY	I-TEMPORARY TOTAL DISABILITY	$1,021.26	2021-2021	Loss
					Check Amount:	**$1,021.26**		
Check Number: 34507		**Check Date: 08/31/2021**		**Payee Name: Scott Emerson**				
2022243189		INDEMNITY	07/15/2021	SEA ISLE CITY	I-TEMPORARY TOTAL DISABILITY	$802.42	2021-2021	Loss
					Check Amount:	**$802.42**		
Check Number: 34508		**Check Date: 08/31/2021**		**Payee Name: Thomas Harobin**				
2022243895		INDEMNITY	07/26/2021	SEA ISLE CITY	I-TEMPORARY TOTAL DISABILITY	$924.00	2021-2021	Loss
					Check Amount:	**$924.00**		
Check Number: 34509		**Check Date: 08/31/2021**		**Payee Name: Allen Cossaboon**				
2020178003		INDEMNITY	07/03/2019	MILLVILLE CITY	I-PERMANENT PARTIAL DISABILITY	$1,085.32	2019-2019	Loss
					Check Amount:	**$1,085.32**		
Check Number: 34510		**Check Date: 08/31/2021**		**Payee Name: Nathan Rendino**				
2021241440		INDEMNITY	06/21/2021	OCEAN CITY	I-TEMPORARY TOTAL DISABILITY	$516.00	2021-2021	Loss
					Check Amount:	**$516.00**		

Check Register

Insurer: AJF-ATL.JOINT INS.FUND

Bank Account: ATLANTIC CNTY JIF IV

Claim Number	Claimant Name	Claimant Type	DOL	Insured Name	Transaction Type	Payment Amount	Policy Period	Payment Type
Check Number: 34511		**Check Date: 08/31/2021**		**Payee Name: Michelle Freiling**				
2021241245		3RD PARTY PD	06/07/2021	VENTNOR CITY	M-MISC MED(WC) & PD (NON-WC) AL PD	$500.00	2021-2021	Loss
					Check Amount:	**$500.00**		
Check Number: 34512		**Check Date: 08/31/2021**		**Payee Name: John Morris**				
2022242329		INDEMNITY	07/05/2021	OCEAN CITY	I-TEMPORARY TOTAL DISABILITY	$104.20	2021-2021	Loss
					Check Amount:	**$104.20**		
Check Number: 34513		**Check Date: 08/31/2021**		**Payee Name: Kevin Livingston**				
2021234875		INDEMNITY	04/09/2021	MILLVILLE CITY	I-TEMPORARY TOTAL DISABILITY	$1,237.62	2021-2021	Loss
					Check Amount:	**$1,237.62**		
Check Number: 34514		**Check Date: 08/31/2021**		**Payee Name: Julio Sanchez**				
2020191564		INDEMNITY	12/04/2019	PLEASANTVILLE CITY	I-TEMPORARY TOTAL DISABILITY	$1,842.00	2019-2019	Loss
					Check Amount:	**$1,842.00**		
Check Number: 34515		**Check Date: 08/31/2021**		**Payee Name: JOHN WISGO**				
2018110940		INDEMNITY	08/21/2017	WILDWOOD CREST BOROUGH	I-TEMPORARY TOTAL DISABILITY	$1,170.40	2017-2017	Loss
					Check Amount:	**$1,170.40**		
Check Number: 34516		**Check Date: 08/31/2021**		**Payee Name: William McCormick III**				
2019173700		INDEMNITY	05/14/2019	AVALON BOROUGH	I-LUMP SUM SETTLEMENT	$8,775.00	2019-2019	Loss
					Check Amount:	**$8,775.00**		
Check Number: 34517		**Check Date: 08/31/2021**		**Payee Name: Rodney Yamasaki Jr.**				
2022244916		INDEMNITY	08/08/2021	DEERFIELD TOWNSHIP	I-TEMPORARY TOTAL DISABILITY	$1,938.00	2021-2021	Loss
					Check Amount:	**$1,938.00**		
Check Number: 34518		**Check Date: 08/31/2021**		**Payee Name: Joseph O'Neill**				
2022242820		3RD PARTY PD	06/17/2021	NORTH WILDWOOD CITY	M-MISC MED(WC) & PD (NON-WC) AL PD	$500.00	2021-2021	Loss
					Check Amount:	**$500.00**		
Check Number: 34519		**Check Date: 08/31/2021**		**Payee Name: JENNIFER SATERO**				
2018131877		INDEMNITY	04/19/2018	MILLVILLE CITY	I-PERMANENT PARTIAL DISABILITY	$2,648.00	2018-2018	Loss
					Check Amount:	**$2,648.00**		
Check Number: 34520		**Check Date: 08/31/2021**		**Payee Name: Marc Szczur**				
2019165094		INDEMNITY	02/05/2019	LOWER TOWNSHIP	I-PERMANENT PARTIAL DISABILITY	$1,160.36	2019-2019	Loss

Check Register

Insurer: AJF-ATL.JOINT INS.FUND

Bank Account: ATLANTIC CNTY JIF IV

Claim Number	Claimant Name	Claimant Type	DOL	Insured Name	Transaction Type	Payment Amount	Policy Period	Payment Type
					Check Amount:	**$1,160.36**		
Check Number: 34521	**Check Date: 08/31/2021**			**Payee Name: Jamal Roy**				
2020193225		INDEMNITY	12/24/2019	PLEASANTVILLE CITY	I-PERMANENT PARTIAL DISABILITY	$1,037.48	2019-2019	Loss
					Check Amount:	**$1,037.48**		
Check Number: 34522	**Check Date: 08/31/2021**			**Payee Name: EDWARD MCGRATH**				
2018129612		INDEMNITY	03/22/2018	MARGATE CITY	I-PERMANENT PARTIAL DISABILITY	$1,134.40	2018-2018	Loss
					Check Amount:	**$1,134.40**		
Check Number: 34523	**Check Date: 08/31/2021**			**Payee Name: Leroy Gandy**				
2019167080		INDEMNITY	02/24/2019	SOMERS POINT CITY	I-PERMANENT PARTIAL DISABILITY	$1,160.36	2019-2019	Loss
					Check Amount:	**$1,160.36**		
Check Number: 34524	**Check Date: 08/31/2021**			**Payee Name: Tully O'Clisham**				
2019168935		INDEMNITY	03/17/2019	SEA ISLE CITY	I-PERMANENT PARTIAL DISABILITY	$1,037.48	2019-2019	Loss
					Check Amount:	**$1,037.48**		
Check Number: 34525	**Check Date: 08/31/2021**			**Payee Name: Anthony Venuto**				
2019150570		INDEMNITY	08/17/2018	EGG HARBOR TOWNSHIP	I-PERMANENT PARTIAL DISABILITY	$1,098.40	2018-2018	Loss
					Check Amount:	**$1,098.40**		
Check Number: 34526	**Check Date: 08/31/2021**			**Payee Name: MICAH ROLLS**				
2017101045		INDEMNITY	04/26/2017	OCEAN CITY	I-PERMANENT PARTIAL DISABILITY	$1,443.28	2017-2017	Loss
					Check Amount:	**$1,443.28**		
Check Number: 34527	**Check Date: 08/31/2021**			**Payee Name: HAMILTON TOWNSHIP**				
2022246322		INLAND MARINE	07/27/2021	HAMILTON TOWNSHIP	M-MISC MED(WC) & PD (NON-WC) OTR LOSS PR	$1,500.00	2021-2021	Loss
					Check Amount:	**$1,500.00**		
Check Number: 34528	**Check Date: 08/31/2021**			**Payee Name: HAMILTON TOWNSHIP**				
2022246406		BLDG/CONTENT	08/16/2021	HAMILTON TOWNSHIP	M-MISC MED(WC) & PD (NON-WC) BLD & CNT	$2,699.65	2021-2021	Loss
					Check Amount:	**$2,699.65**		
Check Number: 34529	**Check Date: 08/31/2021**			**Payee Name: COASTAL SPINE, PC.**				
2021233791		INDEMNITY	03/26/2021	GALLOWAY TOWNSHIP	M-ORTHO/NEURO FEES	$83.27	2021-2021	Loss
					Check Amount:	**$83.27**		
Check Number: 34530	**Check Date: 08/31/2021**			**Payee Name: ATLANTICARE PHYSICIAN GROUP, PA**				

Check Register

Insurer: AJF-ATL.JOINT INS.FUND

Bank Account: ATLANTIC CNTY JIF IV

Claim Number	Claimant Name	Claimant Type	DOL	Insured Name	Transaction Type	Payment Amount	Policy Period	Payment Type
2020205264		MEDICAL ONLY	05/12/2020	OCEAN CITY	M-OCCUPATIONAL MEDICINE	$132.73	2020-2020	Loss
					Check Amount:	**$132.73**		
Check Number: 34531		**Check Date: 08/31/2021**		**Payee Name: ATLANTICARE URGENT CARE & OCCUPATIONAL HEALTH**				
2021241240		INDEMNITY	06/19/2021	VENTNOR CITY	M-OCCUPATIONAL MEDICINE	$149.25	2021-2021	Loss
2021241957		INDEMNITY	06/30/2021	COMMERCIAL TOWNSHIP	M-OCCUPATIONAL MEDICINE	$102.77	2021-2021	Loss
2021238446		INDEMNITY	05/23/2021	OCEAN CITY	M-OCCUPATIONAL MEDICINE	$205.54	2021-2021	Loss
2021231892		MEDICAL ONLY	03/04/2021	EGG HARBOR TOWNSHIP	M-OCCUPATIONAL MEDICINE	$102.77	2021-2021	Loss
2021240052		MEDICAL ONLY	06/09/2021	EGG HARBOR TOWNSHIP	M-OCCUPATIONAL MEDICINE	$224.30	2021-2021	Loss
					Check Amount:	**$784.63**		
Check Number: 34532		**Check Date: 08/31/2021**		**Payee Name: ATLANTICARE PHYSICIAN GROUP, PA**				
2021236549		INDEMNITY	04/30/2021	PLEASANTVILLE CITY	M-OCCUPATIONAL MEDICINE	$111.74	2021-2021	Loss
					Check Amount:	**$111.74**		
Check Number: 34533		**Check Date: 08/31/2021**		**Payee Name: IVY REHAB NETWORK, INC**				
2021241957		INDEMNITY	06/30/2021	COMMERCIAL TOWNSHIP	M-PHYSICAL/OCCUPATIONAL THERAPY	$170.00	2021-2021	Loss
2021228131		INDEMNITY	01/26/2021	OCEAN CITY	M-PHYSICAL/OCCUPATIONAL THERAPY	$170.00	2021-2021	Loss
					Check Amount:	**$340.00**		
Check Number: 34534		**Check Date: 08/31/2021**		**Payee Name: STRIVE PHYSICAL THERAPY AND SPORTS REHABILITATION LLC**				
2021234875		INDEMNITY	04/09/2021	MILLVILLE CITY	M-PHYSICAL/OCCUPATIONAL THERAPY	$80.00	2021-2021	Loss
					Check Amount:	**$80.00**		
Check Number: 34535		**Check Date: 08/31/2021**		**Payee Name: INSPIRA MEDICAL CENTER VINELAND**				
2021241957		INDEMNITY	06/30/2021	COMMERCIAL TOWNSHIP	M-ACUTE CARE HOSPITAL	$866.06	2021-2021	Loss
2022242513		MEDICAL ONLY	06/28/2021	MILLVILLE CITY	M-ACUTE CARE HOSPITAL	$1,394.69	2021-2021	Loss
					Check Amount:	**$2,260.75**		
Check Number: 34536		**Check Date: 08/31/2021**		**Payee Name: ARMC ANESTHESIOLOGISTS**				
2021234007		INDEMNITY	03/31/2021	NORTHFIELD CITY	M-PHYSICIAN FEES	$756.00	2021-2021	Loss
					Check Amount:	**$756.00**		
Check Number: 34537		**Check Date: 08/31/2021**		**Payee Name: CAPE REGIONAL MEDICAL CENTER**				
2022244428		INDEMNITY	07/31/2021	NORTH WILDWOOD CITY	M-ACUTE CARE HOSPITAL	$1,404.00	2021-2021	Loss
2022243674		MEDICAL ONLY	07/22/2021	LOWER TOWNSHIP	M-ACUTE CARE HOSPITAL	$1,404.00	2021-2021	Loss
2022243231		MEDICAL ONLY	07/17/2021	STONE HARBOR BOROUGH	M-ACUTE CARE HOSPITAL	$1,404.00	2021-2021	Loss
2022244408		MEDICAL ONLY	07/30/2021	WILDWOOD CITY	M-ACUTE CARE HOSPITAL	$1,404.00	2021-2021	Loss

Check Register

Insurer: AJF-ATL.JOINT INS.FUND

Bank Account: ATLANTIC CNTY JIF IV

Claim Number	Claimant Name	Claimant Type	DOL	Insured Name	Transaction Type	Payment Amount	Policy Period	Payment Type
2022243248		MEDICAL ONLY	07/17/2021	STONE HARBOR BOROUGH	M-ACUTE CARE HOSPITAL	$1,404.00	2021-2021	Loss
2022242169		MEDICAL ONLY	07/01/2021	NORTH WILDWOOD CITY	M-ACUTE CARE HOSPITAL	$266.34	2021-2021	Loss
2022242834		MEDICAL ONLY	07/13/2021	SEA ISLE CITY	M-ACUTE CARE HOSPITAL	$1,404.00	2021-2021	Loss
2022243522		MEDICAL ONLY	07/17/2021	STONE HARBOR BOROUGH	M-ACUTE CARE HOSPITAL	$266.34	2021-2021	Loss
					Check Amount:	**$8,956.68**		
Check Number: 34538		**Check Date: 08/31/2021**		**Payee Name: RECONSTRUCTIVE ORTHOPEDICS P A**				
2022244916		INDEMNITY	08/08/2021	DEERFIELD TOWNSHIP	M-ORTHO/NEURO FEES	$417.42	2021-2021	Loss
					Check Amount:	**$417.42**		
Check Number: 34539		**Check Date: 08/31/2021**		**Payee Name: TWIN BORO PHYSICAL THERAPY**				
2021236465		INDEMNITY	04/26/2021	PLEASANTVILLE CITY	M-PHYSICAL/OCCUPATIONAL THERAPY	$240.00	2021-2021	Loss
2021241233		INDEMNITY	06/14/2021	OCEAN CITY	M-PHYSICAL/OCCUPATIONAL THERAPY	$240.00	2021-2021	Loss
2021232192		INDEMNITY	03/10/2021	EGG HARBOR TOWNSHIP	M-PHYSICAL/OCCUPATIONAL THERAPY	$240.00	2021-2021	Loss
2022242712		MEDICAL ONLY	07/12/2021	EGG HARBOR TOWNSHIP	M-PHYSICAL/OCCUPATIONAL THERAPY	$80.00	2021-2021	Loss
2021240186		INDEMNITY	06/08/2021	EGG HARBOR TOWNSHIP	M-PHYSICAL/OCCUPATIONAL THERAPY	$80.00	2021-2021	Loss
					Check Amount:	**$880.00**		
Check Number: 34540		**Check Date: 08/31/2021**		**Payee Name: CAPE MAY COURT HOUSE ASSOCIATES IN RADIOLOGY**				
2021239678		MEDICAL ONLY	06/05/2021	AVALON BOROUGH	M-PHYSICIAN FEES	$12.83	2021-2021	Loss
					Check Amount:	**$12.83**		
Check Number: 34541		**Check Date: 08/31/2021**		**Payee Name: FERNANDO J. DELASOTTA MD**				
2021234007		INDEMNITY	03/31/2021	NORTHFIELD CITY	M-ORTHO/NEURO FEES	$115.00	2021-2021	Loss
					Check Amount:	**$115.00**		
Check Number: 34542		**Check Date: 08/31/2021**		**Payee Name: CAPE REGIONAL PHYSICIANS ASSOCIATES**				
2020206410		INDEMNITY	05/29/2020	NORTH WILDWOOD CITY	M-OCCUPATIONAL MEDICINE	$129.53	2020-2020	Loss
					Check Amount:	**$129.53**		
Check Number: 34543		**Check Date: 08/31/2021**		**Payee Name: KINEMATIC CONSULTANTS, INC.**				
2020193079		INDEMNITY	12/22/2019	GALLOWAY TOWNSHIP	M-PHYSICAL/OCCUPATIONAL THERAPY	$720.00	2019-2019	Loss
					Check Amount:	**$720.00**		
Check Number: 34544		**Check Date: 08/31/2021**		**Payee Name: ONE CALL CARE DIAGNOSTICS**				
2021226675		INDEMNITY	01/16/2021	GALLOWAY TOWNSHIP	M-MRI	$300.00	2021-2021	Loss
					Check Amount:	**$300.00**		
Check Number: 34545		**Check Date: 08/31/2021**		**Payee Name: ATLANTICARE SURGERY CENTER EHT**				

Check Register

Insurer: AJF-ATL.JOINT INS.FUND

Bank Account: ATLANTIC CNTY JIF IV

Claim Number	Claimant Name	Claimant Type	DOL	Insured Name	Transaction Type	Payment Amount	Policy Period	Payment Type
2021234007		INDEMNITY	03/31/2021	NORTHFIELD CITY	M-AMBULATORY SURGERY CENTER	$1,896.33	2021-2021	Loss
					Check Amount:	**$1,896.33**		
Check Number: 34546		**Check Date: 08/31/2021**		**Payee Name: COASTAL PHYSICIANS & SURGEONS, P.C.**				
2021228131		INDEMNITY	01/26/2021	OCEAN CITY	M-ORTHO/NEURO FEES	$89.82	2021-2021	Loss
					Check Amount:	**$89.82**		
Check Number: 34547		**Check Date: 08/31/2021**		**Payee Name: ROTHMAN ORTHOPAEDICS**				
2021236549		INDEMNITY	04/30/2021	PLEASANTVILLE CITY	M-ORTHO/NEURO FEES	$2,096.19	2021-2021	Loss
					Check Amount:	**$2,096.19**		
Check Number: 34548		**Check Date: 08/31/2021**		**Payee Name: REHAB EXCELLENCE CENTER, LLC**				
2021241440		INDEMNITY	06/21/2021	OCEAN CITY	M-PHYSICAL/OCCUPATIONAL THERAPY	$567.00	2021-2021	Loss
					Check Amount:	**$567.00**		
Check Number: 34549		**Check Date: 08/31/2021**		**Payee Name: SHORE AMBULATORY SURGICAL CTR, LLC**				
2022244014		INDEMNITY	07/28/2021	MARGATE CITY	M-AMBULATORY SURGERY CENTER	$1,686.00	2021-2021	Loss
					Check Amount:	**$1,686.00**		
Check Number: 34550		**Check Date: 08/31/2021**		**Payee Name: VIRTUA MEDICAL GROUP**				
2022244596		INDEMNITY	08/04/2021	PLEASANTVILLE CITY	M-ORTHO/NEURO FEES	$187.53	2021-2021	Loss
2018121889		INDEMNITY	01/04/2018	PLEASANTVILLE CITY	M-ORTHO/NEURO FEES	$429.25	2018-2018	Loss
					Check Amount:	**$616.78**		
Check Number: 34551		**Check Date: 08/31/2021**		**Payee Name: MEDIKINE GROUP, LLC**				
2021237523		INDEMNITY	05/11/2021	MIDDLE TOWNSHIP	M-PHYSICIAN FEES	$1,271.93	2021-2021	Loss
					Check Amount:	**$1,271.93**		
Check Number: 34552		**Check Date: 08/31/2021**		**Payee Name: CAPE REGIONAL URGENT CARE**				
2021240599		INDEMNITY	06/14/2021	NORTH WILDWOOD CITY	M-URGENT CARE CENTER	$160.28	2021-2021	Loss
2021240780		INDEMNITY	06/12/2021	OCEAN CITY	M-URGENT CARE CENTER	$119.36	2021-2021	Loss
					Check Amount:	**$279.64**		
Check Number: 34553		**Check Date: 08/31/2021**		**Payee Name: PREMIER ORTHOPAEDIC & SPORTS MEDICINE ASSOCIATES OF SNJ**				
2020188835		INDEMNITY	11/01/2019	DENNIS TOWNSHIP	M-ORTHO/NEURO FEES	$81.22	2019-2019	Loss
2017093366		INDEMNITY	01/27/2017	PLEASANTVILLE CITY	M-ORTHO/NEURO FEES	$322.41	2017-2017	Loss
2021234875		INDEMNITY	04/09/2021	MILLVILLE CITY	M-ORTHO/NEURO FEES	$12,826.31	2021-2021	Loss
					Check Amount:	**$13,229.94**		

Check Register

Insurer: AJF-ATL.JOINT INS.FUND

Bank Account: ATLANTIC CNTY JIF IV

Claim Number	Claimant Name	Claimant Type	DOL	Insured Name	Transaction Type	Payment Amount	Policy Period	Payment Type
Check Number: 34554		**Check Date: 08/31/2021**		**Payee Name: CAPE PHYSICAL THERAPY LLC**				
2019165094		INDEMNITY	02/05/2019	LOWER TOWNSHIP	M-PHYSICAL/OCCUPATIONAL THERAPY	$180.00	2019-2019	Loss
2021238466		INDEMNITY	05/19/2021	WILDWOOD CITY	M-PHYSICAL/OCCUPATIONAL THERAPY	$60.00	2021-2021	Loss
					Check Amount:	**$240.00**		
Check Number: 34555		**Check Date: 08/31/2021**		**Payee Name: THE FRANKEL ORTHOPEDICS AND SPORTS**				
2021237448		INDEMNITY	05/11/2021	EGG HARBOR TOWNSHIP	M-ORTHO/NEURO FEES	$59.80	2021-2021	Loss
					Check Amount:	**$59.80**		
Check Number: 34556		**Check Date: 08/31/2021**		**Payee Name: ALIGN DIRECT BILL LLC**				
2020208339		INDEMNITY	06/24/2020	SEA ISLE CITY	M-PHYSICAL/OCCUPATIONAL THERAPY	$570.00	2020-2020	Loss
					Check Amount:	**$570.00**		
Check Number: 34557		**Check Date: 08/31/2021**		**Payee Name: ATLANTICARE REGIONAL MEDICAL CENTER**				
2021241955		INDEMNITY	06/26/2021	PLEASANTVILLE CITY	M-ACUTE CARE HOSPITAL	$208.65	2021-2021	Loss
					Check Amount:	**$208.65**		
Check Number: 34558		**Check Date: 08/31/2021**		**Payee Name: ATLANTIC DIAGNOSTIC LABORATORIES**				
2019165094		INDEMNITY	02/05/2019	LOWER TOWNSHIP	M-OTHER PROVIDER FEES	$149.00	2019-2019	Loss
					Check Amount:	**$149.00**		
Check Number: 34559		**Check Date: 08/31/2021**		**Payee Name: NEUROSURGICAL AND SPINE SPECIALIST LLC**				
2021222549		INDEMNITY	12/04/2020	AVALON BOROUGH	M-ORTHO/NEURO FEES	$300.00	2020-2020	Loss
2019157935		INDEMNITY	11/07/2018	WILDWOOD CITY	M-ORTHO/NEURO FEES	$288.70	2018-2018	Loss
2021234007		INDEMNITY	03/31/2021	NORTHFIELD CITY	M-PHYSICIAN FEES	$1,190.00	2021-2021	Loss
					Check Amount:	**$1,778.70**		
Check Number: 34560		**Check Date: 08/31/2021**		**Payee Name: myMATRIXX**				
2021210129		INDEMNITY	07/14/2020	BRIGANTINE CITY	M-PHARMACY	$160.03	2020-2020	Loss
2021211670		INDEMNITY	08/06/2020	VENTNOR CITY	M-PHARMACY	$17.54	2020-2020	Loss
2021211669		INDEMNITY	08/06/2020	VENTNOR CITY	M-PHARMACY	$70.91	2020-2020	Loss
2020187019		INDEMNITY	10/11/2019	HAMILTON TOWNSHIP	M-PHARMACY	$163.57	2019-2019	Loss
2021240186		INDEMNITY	06/08/2021	EGG HARBOR TOWNSHIP	M-PHARMACY	$11.35	2021-2021	Loss
					Check Amount:	**$423.40**		
Check Number: 34561		**Check Date: 08/31/2021**		**Payee Name: ORTHOPAEDICS NEW JERSEY, LLC**				
2022243895		INDEMNITY	07/26/2021	SEA ISLE CITY	M-PHYSICIAN FEES	$119.27	2021-2021	Loss
2018145002		INDEMNITY	05/31/2018	MIDDLE TOWNSHIP	M-ORTHO/NEURO FEES	$888.02	2018-2018	Loss

Check Register

Insurer: AJF-ATL.JOINT INS.FUND

Bank Account: ATLANTIC CNTY JIF IV

Claim Number	Claimant Name	Claimant Type	DOL	Insured Name	Transaction Type	Payment Amount	Policy Period	Payment Type
2021229484		INDEMNITY	02/10/2021	ABSECON CITY	M-ORTHO/NEURO FEES	$427.02	2021-2021	Loss
2022244019		INDEMNITY	07/28/2021	SEA ISLE CITY	M-PHYSICIAN FEES	$513.90	2021-2021	Loss
2022244313		MEDICAL ONLY	07/27/2021	UPPER TOWNSHIP	M-PHYSICIAN FEES	$121.95	2021-2021	Loss
2021236934		INDEMNITY	05/04/2021	GALLOWAY TOWNSHIP	M-PHYSICIAN FEES	$85.32	2021-2021	Loss
2021238446		INDEMNITY	05/23/2021	OCEAN CITY	M-ORTHO/NEURO FEES	$121.97	2021-2021	Loss
2022244014		INDEMNITY	07/28/2021	MARGATE CITY	M-ORTHO/NEURO FEES	$140.79	2021-2021	Loss
2021210267		INDEMNITY	07/18/2020	LOWER TOWNSHIP	M-ORTHO/NEURO FEES	$85.32	2020-2020	Loss
2021226675		INDEMNITY	01/16/2021	GALLOWAY TOWNSHIP	M-PHYSICIAN FEES	$85.32	2021-2021	Loss
					Check Amount:	**$2,588.88**		
Check Number: 34562		**Check Date: 08/31/2021**		**Payee Name: STRIVE PHYSICAL THERAPY SPECIALISTS, LLC**				
2021234875		INDEMNITY	04/09/2021	MILLVILLE CITY	M-PHYSICAL/OCCUPATIONAL THERAPY	$240.00	2021-2021	Loss
					Check Amount:	**$240.00**		
Check Number: 34563		**Check Date: 08/31/2021**		**Payee Name: PENN PULMONARY MEDICINE SOMER**				
2021224718		INDEMNITY	12/18/2020	EGG HARBOR TOWNSHIP	M-PHYSICIAN FEES	$351.59	2020-2020	Loss
					Check Amount:	**$351.59**		
Check Number: 34564		**Check Date: 08/31/2021**		**Payee Name: ORTHOPAEDICS NEW JERSEY**				
2021236465		INDEMNITY	04/26/2021	PLEASANTVILLE CITY	M-ORTHO/NEURO FEES	$121.97	2021-2021	Loss
2021229119		INDEMNITY	01/30/2021	OCEAN CITY	M-ORTHO/NEURO FEES	$260.00	2021-2021	Loss
2021211338		INDEMNITY	08/04/2020	EGG HARBOR TOWNSHIP	M-ORTHO/NEURO FEES	$121.97	2020-2020	Loss
					Check Amount:	**$503.94**		
Check Number: 34565		**Check Date: 08/31/2021**		**Payee Name: QUALCARE INC**				
2022246193		MEDICAL ONLY	08/25/2021	WILDWOOD CITY	M-MEDICAL REHAB/NON VOCATIONAL WC	$510.00	2021-2021	Loss
2022246039		MEDICAL ONLY	08/22/2021	PLEASANTVILLE CITY	M-MEDICAL REHAB/NON VOCATIONAL WC	$510.00	2021-2021	Loss
2022246035		INDEMNITY	08/17/2021	LONGPORT BOROUGH	M-MEDICAL REHAB/NON VOCATIONAL WC	$510.00	2021-2021	Loss
2022246027		MEDICAL ONLY	08/21/2021	SEA ISLE CITY	M-MEDICAL REHAB/NON VOCATIONAL WC	$510.00	2021-2021	Loss
2022246253		MEDICAL ONLY	08/16/2021	MILLVILLE CITY	M-MEDICAL REHAB/NON VOCATIONAL WC	$510.00	2021-2021	Loss
2022246060		MEDICAL ONLY	08/23/2021	PLEASANTVILLE CITY	M-MEDICAL REHAB/NON VOCATIONAL WC	$510.00	2021-2021	Loss
2022246042		MEDICAL ONLY	08/19/2021	PLEASANTVILLE CITY	M-MEDICAL REHAB/NON VOCATIONAL WC	$510.00	2021-2021	Loss
2022246300		MEDICAL ONLY	08/26/2021	WILDWOOD CREST BOROUGH	M-MEDICAL REHAB/NON VOCATIONAL WC	$510.00	2021-2021	Loss
2022246046		INDEMNITY	07/27/2021	EGG HARBOR TOWNSHIP	M-MEDICAL REHAB/NON VOCATIONAL WC	$510.00	2021-2021	Loss
2022246012		MEDICAL ONLY	08/21/2021	SEA ISLE CITY	M-MEDICAL REHAB/NON VOCATIONAL WC	$510.00	2021-2021	Loss
2022246036		MEDICAL ONLY	08/22/2021	PLEASANTVILLE CITY	M-MEDICAL REHAB/NON VOCATIONAL WC	$510.00	2021-2021	Loss
2022246127		INDEMNITY	08/06/2021	LONGPORT BOROUGH	M-MEDICAL REHAB/NON VOCATIONAL WC	$510.00	2021-2021	Loss

Check Register

Insurer: AJF-ATL.JOINT INS.FUND

Bank Account: ATLANTIC CNTY JIF IV

Claim Number	Claimant Name	Claimant Type	DOL	Insured Name	Transaction Type	Payment Amount	Policy Period	Payment Type
2022246269		MEDICAL ONLY	08/15/2021	VENTNOR CITY	M-MEDICAL REHAB/NON VOCATIONAL WC	$510.00	2021-2021	Loss
2022246262		MEDICAL ONLY	08/25/2021	UPPER DEERFIELD TOWNSHIP	M-MEDICAL REHAB/NON VOCATIONAL WC	$510.00	2021-2021	Loss
2022246192		MEDICAL ONLY	08/21/2021	HAMILTON TOWNSHIP	M-MEDICAL REHAB/NON VOCATIONAL WC	$510.00	2021-2021	Loss
2022246113		MEDICAL ONLY	08/18/2021	AVALON BOROUGH	M-MEDICAL REHAB/NON VOCATIONAL WC	$510.00	2021-2021	Loss
2022246401		INDEMNITY	08/26/2021	OCEAN CITY	M-MEDICAL REHAB/NON VOCATIONAL WC	$510.00	2021-2021	Loss
2022246224		MEDICAL ONLY	08/20/2021	OCEAN CITY	M-MEDICAL REHAB/NON VOCATIONAL WC	$510.00	2021-2021	Loss
2022245984		MEDICAL ONLY	08/23/2021	EGG HARBOR TOWNSHIP	M-MEDICAL REHAB/NON VOCATIONAL WC	$510.00	2021-2021	Loss
2022246445		MEDICAL ONLY	08/27/2021	HAMILTON TOWNSHIP	M-MEDICAL REHAB/NON VOCATIONAL WC	$510.00	2021-2021	Loss
					Check Amount:	**$10,200.00**		

Total of ATLANTIC CNTY JIF IV Account

Number of Check:	**442**	**Total Payments:**	**$817,170.58**
Number of Payments:	**1147**	**First Check Number:**	**34124**
Expense Payments:	**19,196.97**	**Last Check Number:**	**34565**
Legal Payments:	**73,780.17**		
Loss Payments:	**724,193.44**		

SUBROGATION BY YEAR
AND ADJUSTMENT RECEIPTS PER MONTH

DESCRIPTION	TOTAL	JANUARY	FEBRUARY	MARCH	APRIL	MAY	JUNE	JULY	AUGUST	SEPTEMBER	OCTOBER	NOVEMBER	DECEMBER
RECOVERY REGISTER													
EXCESS REIMBURSEMENTS	$ -												
SUBROGATION	$ 243,991.26	$ 266.00	$ 2,148.00	$ 24,412.91	$ 1,917.40	$ 31,766.11	$ 130,701.02	$ 2,920.29	$ 49,859.53				
REFUNDS	$ -												
ALL OTHER	$ 29,429.00	$ 7,820.00		$ 6,050.00	$ 1,975.00	$ 13,584.00							
TOTALS	**$ 273,420.26**	**$ 8,086.00**	**$ 2,148.00**	**$ 30,462.91**	**$ 3,892.40**	**$ 45,350.11**	**$ 130,701.02**	**$ 2,920.29**	**$ 49,859.53**	$ -	$ -	$ -	$ -
ADJUSTMENT REGISTER:TOTAL	**$ 9,972.35**	**$ 1.00**	**$ 387.67**	**$ 1,604.00**	**$ 1,025.00**	**$ 241.40**	**$ 720.50**	**$ 3,358.26**	**$ 2,634.52**				
OTHER RECEIPTS													
SUBROGATION/NEED TO BE RECONCILED	$ -	$ 10.00	$ (10.00)										
	$ -												
INVESTMENTS REDEEMED	$ 6,352,000.00		$ 4,155,000.00	$ -		$ 122,000.00	$ 1,030,000.00		$ 1,045,000.00				
	$ 6,352,000.00	**$ 10.00**	**$ 4,154,990.00**	$ -	$ -	**$ 122,000.00**	**$ 1,030,000.00**	$ -	**$ 1,045,000.00**	$ -	$ -	$ -	$ -
INTEREST:INVESTORS BANK	**$ 47,886.48**	**$ 10,492.32**	**$ 10,601.23**	**$ 5,194.30**	**$ 4,315.31**	**$ 5,089.50**	**$ 4,235.90**	**$ 4,023.36**	**$ 3,934.56**				
ASSESSMENTS:													
PRIOR YEAR	$ -												
CURRENT YEAR	$ 14,123,222.75	$ 396,527.00	$ 2,194,790.25		$ 975,310.00	$ 4,808,668.25	$ -	$ 443,562.00	$ 5,304,365.25				
	$ 14,123,222.75	**$ 396,527.00**	**$ 2,194,790.25**	$ -	**$ 975,310.00**	**$ 4,808,668.25**	$ -	**$ 443,562.00**	**$ 5,304,365.25**	$ -	$ -	$ -	$ -
TOTAL	$ 20,806,501.84	**$ 415,116.32**	**$ 6,362,917.15**	**$ 37,261.21**	**$ 984,542.71**	**$ 4,981,349.26**	**$ 1,165,657.42**	**$ 453,863.91**	**$ 6,405,793.86**	$ -	$ -	$ -	$ -
CHECK EQUAL -0-	$ -												
BANK STATEMENT=	$ 20,806,501.84												
CHECK EQUAL -0-	$ -												
RECOVERY REGISTER													
SUBROGATION BY YEAR													
2021	$ 52,680.53							$ 2,851.00	$ 49,829.53				
2020	$ 43,971.92		$ 1,600.00	$ 11,139.00	$ 997.06	$ 25,468.54	$ 4,767.32						
2019	$ 137,960.25	$ 86.00	$ 38.00	$ 12,695.91	$ 807.34		$ 124,333.00						
2018	$ 8,263.27		$ 500.00	$ 500.00	$ 113.00	$ 6,099.57	$ 1,050.70						
2017	$ 276.00			$ 78.00		$ 198.00							
2016	$ 10.00		$ 10.00										
2015	$ -												
2014	$ -												
2013	$ 69.29							$ 69.29					
2012	$ -												
2011	$ -												
2010	$ 360.00	$ 180.00					$ 150.00		$ 30.00				
2009	$ 400.00						$ 400.00						
	$ 243,991.26	$ 266.00	$ 2,148.00	$ 24,412.91	$ 1,917.40	$ 31,766.11	$ 130,701.02	$ 2,920.29	$ 49,859.53	$ -	$ -	$ -	$ -
CHECK EQUAL -0-	$ -												

AJF-ATL.JOINT INS.FUND

Adjustment Register

Bank Account : ALL

Processed Date: Jul 1, 2021 - Jul 31, 2021
Instance Type: All
Coverage: All ,Claimant Type: All

Processed	Check Date	Check Num	QL File Number / Claim Num	Claimant	Claimant (Case) Type	Loss Date	Payee	Insured	Payment Method	Amount	Policy Year	Exp. / Legal
7/2/2021			MLT-2020208424 / 2020208426	Robert Scarborough	MEDICAL ONLY	6/24/2020	ATLANTIC EMERGENCY ASSOCIATES	VENTNOR CITY~0017832083~17832083	Paper Transaction	($990.00)	2020/2020	Loss
7/14/2021			-- / 2019172816	Michael Ledden	INDEMNITY	5/5/2019	Pleasantville City	PLEASANTVILLE CITY~0017832025~17832025	Paper Transaction	($2,368.26)	2019/2019	Loss
									Paper Transaction Total:	2		($3,358.26)

AJF-ATL.JOINT INS.FUND

Adjustment Register

Bank Account : ALL

Processed Date: Jul 1, 2021 - Jul 31, 2021
Instance Type: All
Coverage: All ,Claimant Type: All

Processed	Check Date	Check Num	QL File Number / Claim Num	Claimant	Claimant (Case) Type	Loss Date	Payee	Insured	Payment Method	Amount	Policy Year	Exp. / Legal
7/2/2021	4/27/2021	32381	-- / 2021232679	Sea Isle City	INLAND MARINE	1/1/2021	SEA ISLE CITY	SEA ISLE CITY~0017834856~17834856	Void	($13,680.00)	2021/2021	Loss
7/2/2021	5/18/2021	32651	-- / 2020191099	Shawn Rocca	INDEMNITY	11/27/2019	LAWRENCE P CLINTON MD	MIDDLE TOWNSHIP~0017834769~17834769	Void	($250.00)	2019/2019	Loss
7/9/2021	4/27/2021	32351	-- / 2019157935	Kelly Gallagher	INDEMNITY	11/7/2018	Kelly Gallgher	WILDWOOD CITY~0017835001~17835001	Void	($510.10)	2018/2018	Loss
7/16/2021	3/23/2021	31872	MLT-2017093365 / 2017093366	DANIEL DAVIS	INDEMNITY	1/27/2017	ATLANTIC SECURITY INT'L	PLEASANTVILLE CITY~0017832025~17832025	Void	($275.00)	2017/2017	Expense
								Void Total:		4		($14,715.10)

Grand Total:	6	($18,073.36)
Reimbursement Total:	2	($3,358.26)
Reversal Total:	0	$0.00
Reverse/Copy Total:	0	$0.00
Stop Pay Total:	0	$0.00
Void Total:	4	($14,715.10)

Adjustment Register

Insurer: AJF-ATL.JOINT INS.FUND

Payment Method Type: Reimbursement

Check Number	Check Date	Claim Number	Processed Date	Claimant Name	Claimant Type	DOL	Transaction Type	Payee Name	Insured Name	Examiner	Policy Period	Payment Type	Payment Amount
		2018110940	08/19/2021	WISGO, JOHN	INDEMNITY	08/21/2017	M-ORTHO/NEURO FEES	PREMIER ORTHOPAEDIC AND SPORTS MEDICINE ASSOCIATES	WILDWOOD CREST BOROUGH	KAITLYN LEONARD	2017-2017	Loss	-1,167.52
		2021218330	08/12/2021	Mensch, Mark	INDEMNITY	10/20/2020	I-TEMPORARY TOTAL DISABILITY	Mensch, Mark	EGG HARBOR TOWNSHIP	KAITLYN LEONARD	2020-2020	Loss	-945.00
		2021211669	08/11/2021	Scarborough, Robert	INDEMNITY	08/06/2020	M-PHYSICIAN FEES	ATLANTIC EMERGENCY ASSOCIATES	VENTNOR CITY	MARY JANE TOMASELLO	2020-2020	Loss	-522.00
											Reimbursement Total:	**3**	**-2,634.52**

Adjustment Register

Insurer: AJF-ATL.JOINT INS.FUND

Payment Method Type: Void

Check Number	Check Date	Claim Number	Processed Date	Claimant Name	Claimant Type	DOL	Transaction Type	Payee Name	Insured Name	Examiner	Policy Period	Payment Type	Payment Amount
33163	07/06/2021	2021238466	08/12/2021	Thompson, Thurman	INDEMNITY	05/19/2021	I-TEMPORARY TOTAL DISABILITY	Thompson, Thurman	WILDWOOD CITY	KAITLYN LEONARD	2021-2021	Loss	-1,904.40
33162	07/06/2021	2021238466	08/12/2021	Thompson, Thurman	INDEMNITY	05/19/2021	I-TEMPORARY TOTAL DISABILITY	Thompson, Thurman	WILDWOOD CITY	KAITLYN LEONARD	2021-2021	Loss	-1,904.40
33161	07/06/2021	2021238466	08/12/2021	Thompson, Thurman	INDEMNITY	05/19/2021	I-TEMPORARY TOTAL DISABILITY	WILDWOOD CITY	WILDWOOD CITY	KAITLYN LEONARD	2021-2021	Loss	-952.20
33252	07/13/2021	2021238466	08/12/2021	Thompson, Thurman	INDEMNITY	05/19/2021	I-TEMPORARY TOTAL DISABILITY	Thompson, Thurman	WILDWOOD CITY	KAITLYN LEONARD	2021-2021	Loss	-680.14
34071	07/27/2021	2021240873	08/05/2021	Keim, Suzanne	3RD PARTY PD	06/16/2021	M-MISC MED(WC) & PD (NON-WC) AL PD	Suzanne Keim	SOMERS POINT CITY	SANDY KELLERMAN	2021-2021	Loss	-500.00
34129	08/03/2021	2021214302	08/25/2021	Weierbach, Michael	INDEMNITY	09/10/2020	E-INDEP ADJUSTOR WC	I C U INVESTIGATIONS INC	VENTNOR CITY	KAITLYN LEONARD	2020-2020	Expense	-400.00
34129	08/03/2021	2021240346	08/25/2021	Olson, Gary	INDEMNITY	06/09/2021	E-MISC ALL OTHER WC	I C U INVESTIGATIONS INC	WILDWOOD CITY	ALEXANDRIA MCMURREN	2021-2021	Expense	-134.80
										Void Total:		**7**	**-6,475.94**

Grand Total:	**10**	**-9,110.46**
Reimbursement Total:	**3**	**-2,634.52**
Reversal Total:	**0**	**0.00**
Reverse/Copy Total:	**0**	**0.00**
Stop Pay Total:	**0**	**0.00**
Void Total:	**7**	**-6,475.94**

AJF-ATL.JOINT INS.FUND

Recovery Register

Bank Account : ALL

iVOS Line: Property
Processed Date: Jul 1, 2021 - Jul 31, 2021
Instance Type: All
Coverage: All ,Claimant Type: All

Processed	Check Date	Check Number	QL File Number / IVOS Claim Number	Claimant Type	Claimant	Loss Date	Transaction Type	Payee	Examiner	Policy Year	Amount	Exp. / Legal
7/8/2021			X78759 / 001189736	COMPREHENSIVE	FOLSOM	12/4/2013	R-SUBROGATION COLL/COMP	FOLSOM BOROUGH	Doris Moore [Expired]	2013/2013	9.87	Loss
7/8/2021			X78759 / 001189736	COMPREHENSIVE	FOLSOM	12/4/2013	R-SUBROGATION COLL/COMP	FOLSOM BOROUGH	Doris Moore [Expired]	2013/2013	29.81	Loss
7/8/2021			X78759 / 001189736	COMPREHENSIVE	FOLSOM	12/4/2013	R-SUBROGATION COLL/COMP	FOLSOM BOROUGH	Doris Moore [Expired]	2013/2013	9.87	Loss
7/8/2021			X78759 / 001189736	COMPREHENSIVE	FOLSOM	12/4/2013	R-SUBROGATION COLL/COMP	FOLSOM BOROUGH	Doris Moore [Expired]	2013/2013	19.74	Loss

Year 2013/2013 Totals:	4	$69.29
Excess Reimbursement Totals:	0	$0.00
Subrogation Totals:	4	$69.29
Refund Totals:	0	$0.00
All Other Totals:	0	$0.00

Processed	Check Date	Check Number	QL File Number / IVOS Claim Number	Claimant Type	Claimant	Loss Date	Transaction Type	Payee	Examiner	Policy Year	Amount	Exp. / Legal
7/23/2021			- - / 2021237425	1ST PARTY COLL PD	Galloway Twp	5/11/2021	R-SALVAGE COLL/COMP	GALLOWAY TOWNSHIP	DIANE PAYNE2 [Expired]	2021/2021	2,851.00	Loss

Year 2021/2021 Totals:	1	$2,851.00
Excess Reimbursement Totals:	0	$0.00
Subrogation Totals:	0	$0.00
Refund Totals:	0	$0.00
All Other Totals:	1	$2,851.00

All Property Totals:	5	$2,920.29
Excess Reimbursement Totals:	0	$0.00
Subrogation Totals:	4	$69.29
Refund Totals:	0	$0.00
All Other Totals:	1	$2,851.00

Grand Total:	5	$2,920.29
Excess Reimbursement Totals:	0	$0.00
Subrogation Totals:	4	$69.29
Refund Totals:	0	$0.00
All Other Totals:	1	$2,851.00

Recovery Register

Insurer: AJF-ATL.JOINT INS.FUND

Line: PROPERTY

Check Number	Check Date	Claim Number	Processed Date	Claimant Name	Claimant Type	DOL	Transaction Type	Payee Name	Insured Name	Examiner	Payment Type	Payment Amount
Policy Period: 2010-2010												
		001055219	08/07/2021		BLDG/CONTENT	06/02/2010	R-SUBROGATION BLD & CNT	BUENA VISTA TOWNSHIP	BUENA VISTA TOWNSHIP JLISC		Loss	-30.00
										2010-2010 Total:	1	-30.00
										Excess Reimbursement Total:	0	0.00
										Subrogation Total:	1	-30.00
										Refund Total:	0	0.00
										All Other Total:	0	0.00
Policy Period: 2020-2020												
		2021210306	08/03/2021		INLAND MARINE	07/10/2020	R-SUBROGATION OTR LOSS PR	ABSECON CITY	ABSECON CITY	DMOORE	Loss	-3,420.00
		2021223346	08/07/2021		1ST PARTY COLL PD	12/04/2020	R-SUBROGATION COLL/COMP	HAMILTON TOWNSHIP	HAMILTON TOWNSHIP	DPAYNE	Loss	-4,169.78
										2020-2020 Total:	2	-7,589.78
										Excess Reimbursement Total:	0	0.00
										Subrogation Total:	2	-7,589.78
										Refund Total:	0	0.00
										All Other Total:	0	0.00
										PROPERTY Total:	**3**	**-7,619.78**
										Excess Reimbursement Total:	**0**	**0.00**
										Subrogation Total:	**3**	**-7,619.78**
										Refund Total:	**0**	**0.00**
										All Other Total:	**0**	**0.00**

Recovery Register

Insurer: AJF-ATL.JOINT INS.FUND

Line: WORKERS COMPENSATION

Check Number	Check Date	Claim Number	Processed Date	Claimant Name	Claimant Type	DOL	Transaction Type	Payee Name	Insured Name	Examiner	Payment Type	Payment Amount
Policy Period: 2018-2018												
		2018127477	08/03/2021		INDEMNITY	03/02/2018	R-SUBROGATION TTD	HAMILTON TOWNSHIP	HAMILTON TOWNSHIP	MROSEN	Loss	-13,416.00
		2018127477	08/03/2021		INDEMNITY	03/02/2018	R-SUBROGATION PPD	HAMILTON TOWNSHIP	HAMILTON TOWNSHIP	MROSEN	Loss	-11,490.76
		2018127477	08/03/2021		INDEMNITY	03/02/2018	R-SUBROGATION MED	HAMILTON TOWNSHIP	HAMILTON TOWNSHIP	MROSEN	Loss	-11,263.99
										2018-2018 Total:	3	-36,170.75
										Excess Reimbursement Total:	0	0.00
										Subrogation Total:	3	-36,170.75
										Refund Total:	0	0.00
										All Other Total:	0	0.00
Policy Period: 2019-2019												
		2020182362	08/03/2021		MEDICAL ONLY	08/28/2019	R-SUBROGATION MED	ABSECON CITY	ABSECON CITY	AMYERS	Loss	-263.00
		2020177893	08/18/2021		MEDICAL ONLY	07/01/2019	R-SUBROGATION MED	PLEASANTVILLE CITY	PLEASANTVILLE CITY	AMYERS	Loss	-4,222.00
		2019174771	08/19/2021		MEDICAL ONLY	05/27/2019	R-SUBROGATION MED	STONE HARBOR BOROUGH	STONE HARBOR BOROUGH	AMYERS	Loss	-1,584.00
										2019-2019 Total:	3	-6,069.00
										Excess Reimbursement Total:	0	0.00
										Subrogation Total:	3	-6,069.00
										Refund Total:	0	0.00
										All Other Total:	0	0.00
										WORKERS COMPENSATION Total:	**6**	**-42,239.75**
										Excess Reimbursement Total:	**0**	**0.00**
										Subrogation Total:	**6**	**-42,239.75**
										Refund Total:	**0**	**0.00**
										All Other Total:	**0**	**0.00**
										Grand Total:	**9**	**-49,859.53**
										Excessive Reimbursements Total:	**0**	**0.00**
										Subrogation Total:	**9**	**-49,859.53**
										Refund Total:	**0**	**0.00**
										All Other Total:	**0**	**0.00**

SECTION C

BUDGET STATUS REPORT

SUMMARY OF CASH TRANSACTIONS										
FUND YEAR	**2021**									
Month Ending:	**July**									
	Property	**Liability**	**Auto**	**Workers Comp**	**Deductible**	**Contingency**	**POLEPL**	**MEL**	**Admin**	**TOTAL**
OPEN BALANCE	76,601.36	761,065.34	129,159.35	1,935,791.46	698,391.82	0.00	(1,390,805.19)	(261,415.28)	(254,738.08)	1,694,050.77
RECEIPTS										
Assessments	20,582.96	41,514.63	7,122.85	140,449.80	37,000.68	0.00	45,317.10	81,254.69	70,319.29	443,562.00
Refunds	2,851.00	0.00	0.00	0.00	0.00	0.00	0.00	0.00	0.00	2,851.00
Invest Pymnts	79.23	787.20	133.59	2,002.26	722.37	0.00	0.00	0.00	0.00	3,724.65
Invest Adj	0.53	5.31	0.90	13.49	4.87	0.00	0.00	0.00	0.00	25.10
Subtotal Invest	79.76	792.51	134.49	2,015.75	727.24	0.00	0.00	0.00	0.00	3,749.75
Other *	0.00	0.00	0.00	0.00	0.00	0.00	0.00	0.00	0.00	0.00
TOTAL	23,513.72	42,307.14	7,257.34	142,465.55	37,727.92	0.00	45,317.10	81,254.69	70,319.29	450,162.75
EXPENSES										0.00
Claims Transfers	86,785.61	0.00	8,991.86	245,854.45	0.00	0.00	0.00	0.00	0.00	341,631.92
Expenses	0.00	0.00	0.00	0.00	0.00	0.00	0.00	0.00	424,331.15	424,331.15
Other *	0.00	0.00	0.00	0.00	0.00	0.00	0.00	0.00	0.00	0.00
TOTAL	86,785.61	0.00	8,991.86	245,854.45	0.00	0.00	0.00	0.00	424,331.15	765,963.07
END BALANCE	**13,329.47**	**803,372.47**	**127,424.83**	**1,832,402.56**	**736,119.73**	**0.00**	**(1,345,488.08)**	**(180,160.59)**	**(608,749.95)**	**1,378,250.45**

SUMMARY OF CASH TRANSACTIONS										
FUND YEAR	**2020**									
Month Ending:	**July**									
	Property	**Liability**	**Auto**	**Workers Comp**	**Deductible**	**Contingency**	**POLEPL**	**MEL**	**Admin**	**TOTAL**
OPEN BALANCE	(29,959.71)	1,791,144.45	284,022.36	2,732,320.09	1,666,885.13	32,955.42	(336,162.17)	122,071.01	2,660,544.57	8,923,821.15
RECEIPTS										
Assessments	0.00	0.00	0.00	0.00	0.00	0.00	0.00	0.00	0.00	0.00
Refunds	0.00	0.00	0.00	0.00	0.00	0.00	0.00	0.00	0.00	0.00
Invest Pymnts	0.00	1,852.65	293.77	2,826.14	1,724.12	34.09	0.00	126.26	2,751.90	9,608.93
Invest Adj	0.00	12.49	1.98	19.05	11.62	0.23	0.00	0.85	18.55	64.77
Subtotal Invest	0.00	1,865.14	295.75	2,845.19	1,735.74	34.32	0.00	127.11	2,770.45	9,673.70
Other *	0.00	0.00	0.00	0.00	0.00	0.00	0.00	0.00	0.00	0.00
TOTAL	0.00	1,865.14	295.75	2,845.19	1,735.74	34.32	0.00	127.11	2,770.45	9,673.70
EXPENSES										
Claims Transfers	365.00	3,696.00	55.00	225,709.85	0.00	0.00	0.00	0.00	0.00	229,825.85
Expenses	0.00	0.00	0.00	0.00	0.00	0.00	0.00	0.00	1,802.60	1,802.60
Other *	0.00	0.00	0.00	0.00	0.00	0.00	0.00	0.00	0.00	0.00
TOTAL	365.00	3,696.00	55.00	225,709.85	0.00	0.00	0.00	0.00	1,802.60	231,628.45
END BALANCE	**(30,324.71)**	**1,789,313.59**	**284,263.11**	**2,509,455.43**	**1,668,620.87**	**32,989.74**	**(336,162.17)**	**122,198.12**	**2,661,512.42**	**8,701,866.40**

SUMMARY OF CASH TRANSACTIONS										
FUND YEAR	**2021**									
Month Ending:	**August**									
	Property	**Liability**	**Auto**	**Workers Comp**	**Deductible**	**Contingency**	**POLEPL**	**MEL**	**Admin**	**TOTAL**
OPEN BALANCE	13,329.47	803,372.47	127,424.83	1,832,402.56	736,119.73	0.00	(1,345,488.08)	(180,160.59)	(608,749.95)	1,378,250.45
RECEIPTS										
Assessments	246,142.71	496,455.37	85,179.09	1,679,578.20	442,475.02	0.00	541,927.56	971,689.52	840,917.79	5,304,365.25
Refunds	0.00	0.00	0.00	0.00	0.00	0.00	0.00	0.00	0.00	0.00
Invest Pymnts	134.94	260.51	52.29	882.30	241.07	0.00	1.41	2.53	0.00	1,575.05
Invest Adj	2.33	140.55	22.29	320.58	128.79	0.00	0.00	0.00	0.00	614.54
Subtotal Invest	137.27	401.06	74.58	1,202.88	369.86	0.00	1.41	2.53	0.00	2,189.59
Other *	0.00	0.00	0.00	0.00	0.00	0.00	0.00	0.00	0.00	0.00
TOTAL	246,279.98	496,856.43	85,253.67	1,680,781.08	442,844.88	0.00	541,928.97	971,692.05	840,917.79	5,306,554.84
EXPENSES										0.00
Claims Transfers	42,573.24	39,922.88	1,346.21	398,965.88	0.00	0.00	0.00	0.00	0.00	482,808.21
Expenses	0.00	0.00	0.00	0.00	0.00	0.00	0.00	0.00	1,100,514.51	1,100,514.51
Other *	0.00	0.00	0.00	0.00	0.00	0.00	0.00	0.00	0.00	0.00
TOTAL	42,573.24	39,922.88	1,346.21	398,965.88	0.00	0.00	0.00	0.00	1,100,514.51	1,583,322.72
END BALANCE	**217,036.21**	**1,260,306.02**	**211,332.30**	**3,114,217.76**	**1,178,964.61**	**0.00**	**(803,559.12)**	**791,531.46**	**(868,346.67)**	**5,101,482.57**

SUMMARY OF CASH TRANSACTIONS										
FUND YEAR	**2020**									
Month Ending:	**August**									
	Property	**Liability**	**Auto**	**Workers Comp**	**Deductible**	**Contingency**	**POLEPL**	**MEL**	**Admin**	**TOTAL**
OPEN BALANCE	(30,324.71)	1,789,313.59	284,263.11	2,509,455.43	1,668,620.87	32,989.74	(336,162.17)	122,198.12	2,661,512.42	8,701,866.40
RECEIPTS										
Assessments	0.00	0.00	0.00	0.00	0.00	0.00	0.00	0.00	0.00	0.00
Refunds	7,589.78	0.00	0.00	0.00	0.00	0.00	0.00	0.00	0.00	7,589.78
Invest Pymnts	70.82	1,662.01	263.30	3,249.14	1,530.73	30.26	0.87	181.22	2,492.15	9,480.50
Invest Adj	0.00	313.04	49.73	439.03	291.93	5.77	0.00	21.38	465.64	1,586.52
Subtotal Invest	70.82	1,975.05	313.03	3,688.17	1,822.66	36.03	0.87	202.60	2,957.79	11,067.02
Other *	0.00	0.00	0.00	0.00	0.00	0.00	0.00	0.00	0.00	0.00
TOTAL	7,660.60	1,975.05	313.03	3,688.17	1,822.66	36.03	0.87	202.60	2,957.79	18,656.80
EXPENSES										
Claims Transfers	2,588.32	17,697.52	0.00	57,097.79	0.00	0.00	0.00	0.00	0.00	77,383.63
Expenses	0.00	0.00	0.00	0.00	0.00	0.00	0.00	0.00	3,857.00	3,857.00
Other *	0.00	0.00	0.00	0.00	0.00	0.00	0.00	0.00	0.00	0.00
TOTAL	2,588.32	17,697.52	0.00	57,097.79	0.00	0.00	0.00	0.00	3,857.00	81,240.63
END BALANCE	**(25,252.43)**	**1,773,591.12**	**284,576.14**	**2,456,045.81**	**1,670,443.53**	**33,025.77**	**(336,161.30)**	**122,400.72**	**2,660,613.21**	**8,639,282.57**

SUMMARY OF CASH TRANSACTIONS										
FUND YEAR	**2019**									
Month Ending:	**July**									
	Property	**Liability**	**Auto**	**Workers Comp**	**Deductible**	**Contingency**	**POLEPL**	**MEL**	**Admin**	**TOTAL**
OPEN BALANCE	187,463.65	1,993,211.13	279,643.95	1,347,813.49	1,969,796.94	0.00	8,797.20	13,399.17	211,529.49	6,011,655.02
RECEIPTS										
Assessments	0.00	0.00	0.00	0.00	0.00	0.00	0.00	0.00	0.00	0.00
Refunds	0.00	0.00	0.00	0.00	0.00	0.00	0.00	0.00	0.00	0.00
Invest Pymnts	193.90	2,061.65	289.25	1,394.09	2,037.43	0.00	9.10	13.86	218.79	6,218.07
Invest Adj	1.31	13.89	1.95	9.40	13.73	0.00	0.06	0.09	1.47	41.90
Subtotal Invest	195.21	2,075.54	291.20	1,403.49	2,051.16	0.00	9.16	13.95	220.26	6,259.97
Other *	0.00	0.00	0.00	0.00	0.00	0.00	0.00	0.00	0.00	0.00
TOTAL	195.21	2,075.54	291.20	1,403.49	2,051.16	0.00	9.16	13.95	220.26	6,259.97
EXPENSES										
Claims Transfers	290.00	7,593.00	0.00	118,253.20	0.00	0.00	0.00	0.00	0.00	126,136.20
Expenses	0.00	0.00	0.00	0.00	0.00	0.00	0.00	0.00	0.00	0.00
Other *	0.00	0.00	0.00	0.00	0.00	0.00	0.00	0.00	0.00	0.00
TOTAL	290.00	7,593.00	0.00	118,253.20	0.00	0.00	0.00	0.00	0.00	126,136.20
END BALANCE	**187,368.86**	**1,987,693.67**	**279,935.15**	**1,230,963.78**	**1,971,848.10**	**0.00**	**8,806.36**	**13,413.12**	**211,749.75**	**5,891,778.79**

SUMMARY OF CASH TRANSACTIONS										
FUND YEAR	**2018**									
Month Ending:	**July**									
	Property	**Liability**	**Auto**	**Workers Comp**	**Deductible**	**Contingency**	**POLEPL**	**MEL**	**Admin**	**TOTAL**
OPEN BALANCE	74,704.84	1,208,937.95	292,820.50	1,322,946.95	1,757,715.07	0.00	127,020.81	(2,742.66)	238,158.48	5,019,561.94
RECEIPTS										
Assessments	0.00	0.00	0.00	0.00	0.00	0.00	0.00	0.00	0.00	0.00
Refunds	0.00	0.00	0.00	0.00	0.00	0.00	0.00	0.00	0.00	0.00
Invest Pymnts	77.27	1,250.45	302.87	1,368.37	1,818.07	0.00	131.38	0.00	246.34	5,194.75
Invest Adj	0.52	8.43	2.04	9.22	12.25	0.00	0.89	0.00	1.66	35.01
Subtotal Invest	77.79	1,258.88	304.91	1,377.59	1,830.32	0.00	132.27	0.00	248.00	5,229.76
Other *	0.00	0.00	0.00	0.00	0.00	0.00	0.00	0.00	0.00	0.00
TOTAL	77.79	1,258.88	304.91	1,377.59	1,830.32	0.00	132.27	0.00	248.00	5,229.76
EXPENSES										
Claims Transfers	0.00	35,172.01	3,366.00	25,959.59	0.00	0.00	0.00	0.00	0.00	64,497.60
Expenses	0.00	0.00	0.00	0.00	0.00	0.00	0.00	0.00	0.00	0.00
Other *	0.00	0.00	0.00	0.00	0.00	0.00	0.00	0.00	0.00	0.00
TOTAL	0.00	35,172.01	3,366.00	25,959.59	0.00	0.00	0.00	0.00	0.00	64,497.60
END BALANCE	**74,782.63**	**1,175,024.82**	**289,759.41**	**1,298,364.95**	**1,759,545.39**	**0.00**	**127,153.08**	**(2,742.66)**	**238,406.48**	**4,960,294.10**

SUMMARY OF CASH TRANSACTIONS										
FUND YEAR	**2019**									
Month Ending:	**August**									
	Property	**Liability**	**Auto**	**Workers Comp**	**Deductible**	**Contingency**	**POLEPL**	**MEL**	**Admin**	**TOTAL**
OPEN BALANCE	187,368.86	1,987,693.67	279,935.15	1,230,963.78	1,971,848.10	0.00	8,806.36	13,413.12	211,749.75	5,891,778.79
RECEIPTS										
Assessments	0.00	0.00	0.00	0.00	0.00	0.00	0.00	0.00	0.00	0.00
Refunds	0.00	0.00	0.00	6,069.00	0.00	0.00	0.00	0.00	0.00	6,069.00
Invest Pymnts	159.68	1,933.55	265.20	1,758.98	1,850.97	0.00	8.24	14.15	202.89	6,193.66
Invest Adj	32.78	347.75	48.98	215.36	344.98	0.00	1.54	2.35	37.05	1,030.79
Subtotal Invest	192.46	2,281.30	314.18	1,974.34	2,195.95	0.00	9.78	16.50	239.94	7,224.45
Other *	0.00	0.00	0.00	0.00	0.00	0.00	0.00	0.00	0.00	0.00
TOTAL	192.46	2,281.30	314.18	8,043.34	2,195.95	0.00	9.78	16.50	239.94	13,293.45
EXPENSES										
Claims Transfers	0.00	14,846.92	9,387.25	106,031.26	0.00	0.00	0.00	0.00	0.00	130,265.43
Expenses	0.00	0.00	0.00	0.00	0.00	0.00	0.00	0.00	0.00	0.00
Other *	0.00	0.00	0.00	0.00	0.00	0.00	0.00	0.00	0.00	0.00
TOTAL	0.00	14,846.92	9,387.25	106,031.26	0.00	0.00	0.00	0.00	0.00	130,265.43
END BALANCE	**187,561.32**	**1,975,128.05**	**270,862.08**	**1,132,975.86**	**1,974,044.05**	**0.00**	**8,816.14**	**13,429.62**	**211,989.69**	**5,774,806.81**

SUMMARY OF CASH TRANSACTIONS										
FUND YEAR	**2018**									
Month Ending:	**August**									
	Property	**Liability**	**Auto**	**Workers Comp**	**Deductible**	**Contingency**	**POLEPL**	**MEL**	**Admin**	**TOTAL**
OPEN BALANCE	74,782.63	1,175,024.82	289,759.41	1,298,364.95	1,759,545.39	0.00	127,153.08	(2,742.66)	238,406.48	4,960,294.10
RECEIPTS										
Assessments	0.00	0.00	0.00	0.00	0.00	0.00	0.00	0.00	0.00	0.00
Refunds	0.00	0.00	0.00	36,170.75	0.00	0.00	0.00	0.00	0.00	36,170.75
Invest Pymnts	72.40	1,288.68	294.73	1,575.39	1,651.85	0.00	109.16	0.00	223.91	5,216.12
Invest Adj	13.08	205.57	50.69	227.15	307.84	0.00	22.25	0.00	41.71	868.29
Subtotal Invest	85.48	1,494.25	345.42	1,802.54	1,959.69	0.00	131.41	0.00	265.62	6,084.41
Other *	0.00	0.00	0.00	0.00	0.00	0.00	0.00	0.00	0.00	0.00
TOTAL	85.48	1,494.25	345.42	37,973.29	1,959.69	0.00	131.41	0.00	265.62	42,255.16
EXPENSES										
Claims Transfers	0.00	14,090.72	0.00	48,569.07	0.00	0.00	0.00	0.00	0.00	62,659.79
Expenses	0.00	0.00	0.00	0.00	0.00	0.00	0.00	0.00	0.00	0.00
Other *	0.00	0.00	0.00	0.00	0.00	0.00	0.00	0.00	0.00	0.00
TOTAL	0.00	14,090.72	0.00	48,569.07	0.00	0.00	0.00	0.00	0.00	62,659.79
END BALANCE	**74,868.11**	**1,162,428.35**	**290,104.83**	**1,287,769.17**	**1,761,505.08**	**0.00**	**127,284.49**	**(2,742.66)**	**238,672.10**	**4,939,889.47**

SUMMARY OF CASH TRANSACTIONS										
FUND YEAR	**2017**									
Month Ending:	**July**									
	Property	**Liability**	**Auto**	**Workers Comp**	**Deductible**	**Contingency**	**POLEPL**	**MEL**	**Admin**	**TOTAL**
OPEN BALANCE	95,856.01	853,048.51	130,602.09	1,198,535.81	2,078,974.77	0.00	4.00	268,541.18	205,184.80	4,830,747.17
RECEIPTS										
Assessments	0.00	0.00	0.00	0.00	0.00	0.00	0.00	0.00	0.00	0.00
Refunds	0.00	0.00	0.00	0.00	0.00	0.00	0.00	0.00	0.00	0.00
Invest Pymnts	99.15	882.34	135.09	1,239.69	2,150.36	0.00	0.00	277.76	212.23	4,996.62
Invest Adj	0.67	5.95	0.91	8.35	14.49	0.00	0.00	1.87	1.43	33.67
Subtotal Invest	99.82	888.29	136.00	1,248.04	2,164.85	0.00	0.00	279.63	213.66	5,030.29
Other *	0.00	0.00	0.00	0.00	0.00	0.00	0.00	0.00	0.00	0.00
TOTAL	99.82	888.29	136.00	1,248.04	2,164.85	0.00	0.00	279.63	213.66	5,030.29
EXPENSES										
Claims Transfers	0.00	6,393.00	2,145.00	23,564.17	0.00	0.00	0.00	0.00	0.00	32,102.17
Expenses	0.00	0.00	0.00	0.00	0.00	0.00	0.00	0.00	0.00	0.00
Other *	0.00	0.00	0.00	0.00	0.00	0.00	0.00	0.00	0.00	0.00
TOTAL	0.00	6,393.00	2,145.00	23,564.17	0.00	0.00	0.00	0.00	0.00	32,102.17
END BALANCE	**95,955.83**	**847,543.80**	**128,593.09**	**1,176,219.68**	**2,081,139.62**	**0.00**	**4.00**	**268,820.81**	**205,398.46**	**4,803,675.29**

SUMMARY OF CASH TRANSACTIONS										
FUND YEAR	**Closed FY**									
Month Ending:	**July**									
	Property	**Liability**	**Auto**	**Workers Comp**	**Deductible**	**Contingency**	**POLEPL**	**MEL**	**Admin**	**TOTAL**
OPEN BALANCE	729.95	0.00	0.00	0.00	0.00	0.00	0.00	0.00	21,408,061.18	21,408,791.13
RECEIPTS										
Assessments	0.00	0.00	0.00	0.00	0.00	0.00	0.00	0.00	0.00	0.00
Refunds	0.00	0.00	0.00	0.00	0.00	0.00	0.00	0.00	0.00	0.00
Invest Pymnts	0.76	0.00	0.00	0.00	0.00	0.00	0.00	0.00	22,143.14	22,143.90
Invest Adj	0.01	0.00	0.00	0.00	0.00	0.00	0.00	0.00	149.23	149.24
Subtotal Invest	0.77	0.00	0.00	0.00	0.00	0.00	0.00	0.00	22,292.37	22,293.14
Other *	69.29	0.00	0.00	0.00	0.00	0.00	0.00	0.00	0.00	69.29
TOTAL	70.06	0.00	0.00	0.00	0.00	0.00	0.00	0.00	22,292.37	22,362.43
EXPENSES										
Claims Transfers	0.00	0.00	0.00	0.00	0.00	0.00	0.00	0.00	0.00	0.00
Expenses	0.00	0.00	0.00	0.00	0.00	0.00	0.00	0.00	1,313,389.39	1,313,389.39
Other *	7.05	0.00	0.00	0.00	0.00	0.00	0.00	0.00	0.00	7.05
TOTAL	7.05	0.00	0.00	0.00	0.00	0.00	0.00	0.00	1,313,389.39	1,313,396.44
END BALANCE	**792.96**	**0.00**	**0.00**	**0.00**	**0.00**	**0.00**	**0.00**	**0.00**	**20,116,964.16**	**20,117,757.12**

SUMMARY OF CASH TRANSACTIONS										
FUND YEAR	**2017**									
Month Ending:	**August**									
	Property	**Liability**	**Auto**	**Workers Comp**	**Deductible**	**Contingency**	**POLEPL**	**MEL**	**Admin**	**TOTAL**
OPEN BALANCE	95,955.83	847,543.80	128,593.09	1,176,219.68	2,081,139.62	0.00	4.00	268,820.81	205,398.46	4,803,675.29
RECEIPTS										
Assessments	0.00	0.00	0.00	0.00	0.00	0.00	0.00	0.00	0.00	0.00
Refunds	0.00	0.00	0.00	0.00	0.00	0.00	0.00	0.00	0.00	0.00
Invest Pymnts	90.07	903.33	147.18	1,305.78	1,953.76	0.00	0.00	252.37	192.83	4,845.32
Invest Adj	16.79	148.28	22.50	205.78	364.10	0.00	0.00	47.03	35.93	840.41
Subtotal Invest	106.86	1,051.61	169.68	1,511.56	2,317.86	0.00	0.00	299.40	228.76	5,685.73
Other *	0.00	0.00	0.00	0.00	0.00	0.00	0.00	0.00	0.00	0.00
TOTAL	106.86	1,051.61	169.68	1,511.56	2,317.86	0.00	0.00	299.40	228.76	5,685.73
EXPENSES										
Claims Transfers	0.00	3,824.90	9,010.95	41,882.21	0.00	0.00	0.00	0.00	0.00	54,718.06
Expenses	0.00	0.00	0.00	0.00	0.00	0.00	0.00	0.00	0.00	0.00
Other *	0.00	0.00	0.00	0.00	0.00	0.00	0.00	0.00	0.00	0.00
TOTAL	0.00	3,824.90	9,010.95	41,882.21	0.00	0.00	0.00	0.00	0.00	54,718.06
END BALANCE	**96,062.69**	**844,770.51**	**119,751.82**	**1,135,849.03**	**2,083,457.48**	**0.00**	**4.00**	**269,120.21**	**205,627.22**	**4,754,642.96**

SUMMARY OF CASH TRANSACTIONS										
FUND YEAR	**Closed FY**									
Month Ending:	**August**									
	Property	**Liability**	**Auto**	**Workers Comp**	**Deductible**	**Contingency**	**POLEPL**	**MEL**	**Admin**	**TOTAL**
OPEN BALANCE	792.96	0.00	0.00	0.00	0.00	0.00	0.00	0.00	20,116,964.16	20,117,757.12
RECEIPTS										
Assessments	0.00	0.00	0.00	0.00	0.00	0.00	0.00	0.00	0.00	0.00
Refunds	0.00	0.00	0.00	0.00	0.00	0.00	0.00	0.00	0.00	0.00
Invest Pymnts	(0.02)	0.00	0.00	0.00	0.00	0.00	0.00	0.00	21,753.63	21,753.61
Invest Adj	0.14	0.00	0.00	0.00	0.00	0.00	0.00	0.00	3,519.50	3,519.64
Subtotal Invest	0.12	0.00	0.00	0.00	0.00	0.00	0.00	0.00	25,273.13	25,273.25
Other *	30.00	0.00	0.00	0.00	0.00	0.00	0.00	0.00	0.00	30.00
TOTAL	30.12	0.00	0.00	0.00	0.00	0.00	0.00	0.00	25,273.13	25,303.25
EXPENSES										
Claims Transfers	0.00	0.00	0.00	0.00	0.00	0.00	0.00	0.00	0.00	0.00
Expenses	0.00	0.00	0.00	0.00	0.00	0.00	0.00	0.00	0.00	0.00
Other *	225.00	0.00	0.00	0.00	0.00	0.00	0.00	0.00	0.00	225.00
TOTAL	225.00	0.00	0.00	0.00	0.00	0.00	0.00	0.00	0.00	225.00
END BALANCE	**598.08**	**0.00**	**0.00**	**0.00**	**0.00**	**0.00**	**0.00**	**0.00**	**20,142,237.29**	**20,142,835.37**

CERTIFICATION AND RECONCILIATION OF CLAIMS PAYMENTS AND RECOVERIES
ATLANTIC COUNTY MUNICIPAL JOINT INSURANCE FUND

Month **July**
Current Fund Year **2021**

Policy Year	Coverage	1. Calc. Net Paid Thru Last Month	2. Monthly Net Paid July	3. Monthly Recoveries July	4. Calc. Net Paid Thru July	5. TPA Net Paid Thru July	6. Variance To Be Reconciled	7. Delinquent Unreconciled Variance From	8. Change This Month
2021	Property	311,947.67	86,785.61	2,851.00	395,882.28	395,882.28	0.00	0.00	(0.00)
	Liability	22,527.89	0.00	0.00	22,527.89	22,527.89	0.00	0.00	0.00
	Auto	5,285.48	8,991.86	0.00	14,277.34	14,277.34	0.00	0.00	0.00
	Workers Comp	715,247.57	245,854.45	0.00	961,102.02	961,102.02	0.00	0.00	0.00
	Total	**1,055,008.61**	**341,631.92**	**2,851.00**	**1,393,789.53**	**1,393,789.53**	**0.00**	**0.00**	**(0.00)**
2020	Property	960,436.01	365.00	0.00	960,801.01	960,801.01	0.00	0.00	0.00
	Liability	98,153.20	3,696.00	0.00	101,849.20	101,849.20	0.00	0.00	0.00
	Auto	30,645.13	55.00	0.00	30,700.13	30,700.13	(0.00)	(0.00)	0.00
	Workers Comp	3,575,016.90	225,709.85	0.00	3,800,726.75	3,800,726.75	0.00	0.00	0.00
	Total	**4,664,251.24**	**229,825.85**	**0.00**	**4,894,077.09**	**4,894,077.09**	**(0.00)**	**(0.00)**	**0.00**
2019	Property	851,113.63	290.00	0.00	851,403.63	851,403.63	0.00	0.00	0.00
	Liability	235,333.62	7,593.00	0.00	242,926.62	242,926.62	0.00	0.00	0.00
	Auto	88,798.32	0.00	0.00	88,798.32	88,798.32	0.00	0.00	0.00
	Workers Comp	6,025,227.24	118,253.20	0.00	6,143,480.44	6,143,480.44	(0.00)	(0.00)	0.00
	Total	**7,200,472.81**	**126,136.20**	**0.00**	**7,326,609.01**	**7,326,609.01**	**(0.00)**	**(0.00)**	**0.00**
2018	Property	1,233,618.63	0.00	0.00	1,233,618.63	1,233,618.63	0.00	0.00	0.00
	Liability	1,156,158.56	35,172.01	0.00	1,191,330.57	1,191,330.57	0.00	0.00	0.00
	Auto	111,902.68	3,366.00	0.00	115,268.68	115,268.68	0.00	0.00	0.00
	Workers Comp	6,292,985.14	25,959.59	0.00	6,318,944.73	6,318,944.73	(0.00)	(0.00)	(0.00)
	Total	**8,794,665.01**	**64,497.60**	**0.00**	**8,859,162.61**	**8,859,162.61**	**(0.00)**	**(0.00)**	**(0.00)**
2017	Property	901,032.13	0.00	0.00	901,032.13	901,032.13	0.00	0.00	0.00
	Liability	1,590,199.68	6,393.00	0.00	1,596,592.68	1,596,592.68	0.00	0.00	0.00
	Auto	248,422.71	2,145.00	0.00	250,567.71	250,567.71	0.00	0.00	0.00
	Workers Comp	6,323,406.09	23,564.17	0.00	6,346,970.26	6,346,970.26	0.00	0.00	0.00
	Total	**9,063,060.61**	**32,102.17**	**0.00**	**9,095,162.78**	**9,095,162.78**	**0.00**	**0.00**	**0.00**
Closed FY	Property	0.00	0.00	0.00	0.00	0.00	0.00	0.00	0.00
	Liability	0.00	0.00	0.00	0.00	0.00	0.00	0.00	0.00
	Auto	0.00	0.00	0.00	0.00	0.00	0.00	0.00	0.00
	Workers Comp	0.00	0.00	0.00	0.00	0.00	0.00	0.00	0.00
	Total	**0.00**	**0.00**	**0.00**	**0.00**	**0.00**	**0.00**	**0.00**	**0.00**
	TOTAL	**30,777,458.28**	**794,193.74**	**2,851.00**	**31,568,801.02**	**31,568,801.02**	**(0.00)**	**(0.00)**	**(0.00)**

CERTIFICATION AND RECONCILIATION OF CLAIMS PAYMENTS AND RECOVERIES
ATLANTIC COUNTY MUNICIPAL JOINT INSURANCE FUND

Month **August**
Current Fund Year **2021**

Policy Year	Coverage	1. Calc. Net Paid Thru Last Month	2. Monthly Net Paid August	3. Monthly Recoveries August	4. Calc. Net Paid Thru August	5. TPA Net Paid Thru August	6. Variance To Be Reconciled	7. Delinquent Unreconciled Variance From	8. Change This Month
2021	Property	395,882.28	42,573.24	0.00	438,455.52	438,455.52	0.00	0.00	0.00
	Liability	22,527.89	39,922.88	0.00	62,450.77	62,450.77	0.00	0.00	0.00
	Auto	14,277.34	1,346.21	0.00	15,623.55	15,623.55	0.00	0.00	0.00
	Workers Comp	961,102.02	398,965.88	0.00	1,360,067.90	1,360,067.90	0.00	0.00	0.00
	Total	**1,393,789.53**	**482,808.21**	**0.00**	**1,876,597.74**	**1,876,597.74**	**0.00**	**0.00**	**0.00**
2020	Property	960,801.01	2,588.32	7,589.78	955,799.55	955,799.55	(0.00)	0.00	(0.00)
	Liability	101,849.20	17,697.52	0.00	119,546.72	119,546.72	0.00	0.00	0.00
	Auto	30,700.13	0.00	0.00	30,700.13	30,700.13	(0.00)	(0.00)	0.00
	Workers Comp	3,800,726.75	57,097.79	0.00	3,857,824.54	3,857,824.54	0.00	0.00	0.00
	Total	**4,894,077.09**	**77,383.63**	**7,589.78**	**4,963,870.94**	**4,963,870.94**	**(0.00)**	**(0.00)**	**(0.00)**
2019	Property	851,403.63	0.00	0.00	851,403.63	851,403.63	0.00	0.00	0.00
	Liability	242,926.62	14,846.92	0.00	257,773.54	257,773.54	0.00	0.00	0.00
	Auto	88,798.32	9,387.25	0.00	98,185.57	98,185.57	0.00	0.00	0.00
	Workers Comp	6,143,480.44	106,031.26	6,069.00	6,243,442.70	6,243,442.70	(0.00)	(0.00)	0.00
	Total	**7,326,609.01**	**130,265.43**	**6,069.00**	**7,450,805.44**	**7,450,805.44**	**(0.00)**	**(0.00)**	**0.00**
2018	Property	1,233,618.63	0.00	0.00	1,233,618.63	1,233,618.63	0.00	0.00	0.00
	Liability	1,191,330.57	14,090.72	0.00	1,205,421.29	1,205,421.29	0.00	0.00	0.00
	Auto	115,268.68	0.00	0.00	115,268.68	115,268.68	0.00	0.00	0.00
	Workers Comp	6,318,944.73	48,569.07	36,170.75	6,331,343.05	6,331,343.05	(0.00)	(0.00)	0.00
	Total	**8,859,162.61**	**62,659.79**	**36,170.75**	**8,885,651.65**	**8,885,651.65**	**(0.00)**	**(0.00)**	**0.00**
2017	Property	901,032.13	0.00	0.00	901,032.13	901,032.13	0.00	0.00	0.00
	Liability	1,596,592.68	3,824.90	0.00	1,600,417.58	1,600,417.58	(0.00)	0.00	(0.00)
	Auto	250,567.71	9,010.95	0.00	259,578.66	259,578.66	0.00	0.00	0.00
	Workers Comp	6,346,970.26	41,882.21	0.00	6,388,852.47	6,388,852.47	0.00	0.00	0.00
	Total	**9,095,162.78**	**54,718.06**	**0.00**	**9,149,880.84**	**9,149,880.84**	**0.00**	**0.00**	**(0.00)**
Closed FY	Property	0.00	0.00	0.00	0.00	0.00	0.00	0.00	0.00
	Liability	0.00	0.00	0.00	0.00	0.00	0.00	0.00	0.00
	Auto	0.00	0.00	0.00	0.00	0.00	0.00	0.00	0.00
	Workers Comp	0.00	0.00	0.00	0.00	0.00	0.00	0.00	0.00
	Total	**0.00**	**0.00**	**0.00**	**0.00**	**0.00**	**0.00**	**0.00**	**0.00**
	TOTAL	**31,568,801.02**	**807,835.12**	**49,829.53**	**32,326,806.61**	**32,326,806.61**	**(0.00)**	**(0.00)**	**0.00**

SECTION D

BILL LIST REVIEW

ATLANTIC COUNTY MUNICIPAL JIF
BILL LIST - AUGUST 2021

	Payable To:	FY 2021	FY 2020	Appropriation	Description
1	The Actuarial Advantage	**5,762.00**		Prof Services/Actuary	July 2021 Fees
2	Arthur J. Gallagher Risk Management Services, In	**84,719.00**		Prof Services/Administration	August 2021 Fees
3	Arthur J. Gallagher Risk Management Services, In	**75.44**		Misc/Postage/Copies/Fax	July 2021 Fees
4	Arthur J. Gallagher Risk Management Services, In	**150.50**		Misc/JIF Website	Flipsnack yr upgrade subscript for website MM Amex
5	The DeWeese Law Firm, P.C.	**11,101.00**		Prof Services/Attorney	August 2021 Fees
6	Qual-Lynx	**68,531.00**		Prof Services/Claims Administration	August 2021 Fees
7	Joyce Media	**410.00**		Misc/JIF Website	August 2021 Fees plus domain renewal
8	Tracy Forlenza	**538.00**		Misc/Recording Secretary	August 2021 Fees
9	J.A. Montgomery Risk Control Services	**18,554.00**		Prof Services/Safety Director/Loss Control	August 2021 Fees
10	Pivot Point Security		**1,107.00**	EPL/CYBER/Technology Risk Management Ser	Contract Fees 9/1-8/31/2021; August fee
11	John Hansen	**2,043.00**		Prof Services/Treasurer	August 2021 Fees
12	John Hansen	**7.95**		Misc/Postage/Copies/Fax	USPS fee for checks-July fee
13	Conner Strong & Buckelew	**1,021.00**		Prof Services/Underwriting Mgr	August 2021 Fees
14	Jordan Simone	**5,329.00**		Wellness/Wellness Incentive Program	August 2021 Fees
15	MEL JIF	**537,167.25**		MEL	MEL 2021 WC & Excess Liability - 3rd installment
16	MEL JIF	**5,019.75**		Faithful Performance/Fidelity Bond	MEL 2021 Fidelity Bond - 3rd installment
17	MEL JIF	**355,643.50**		Property Claims and Premium	MEL 2021 Property claims & prem. -3rd installment
18	ARC Reprographics	**861.78**		Misc/Printing	Inv#278922 North WW
19	The Flanders Hotel	**1,000.00**		Misc/Annual Planning Retreat	Deposit for 10/27-28/21 Retreat
20	Iron Mountain	**139.62**		Misc/Records Retention Service	"Inv# DVMC777; Storage 8/1-31/2021; Service 6/23/21-7/27/21
21	Press of Atlantic City	**46.00**		Misc/Legal Notices	ad#1701124 Def Panel GL&WC RFQ
22	Township of Commercial	**329.73**		Optional Safety Budget	safety boots
23	Township of Lower	**1,000.00**		Wellness/Wellness Incentive Program	Healthy cooking challenge and prizes
24	City of Margate		**2,750.00**	Safety Incentive Program	Fire dept and PPE
25	City of North Wildwood	**339.99**		Wellness/Wellness Incentive Program	Fruits/veggies
26	Township of Upper	**725.00**		EPL/CYBER/EPL/Cyber Incentive Program	Cyber protection
	Subtotals	**1,100,514.51**	**3,857.00**		

JIF BILL LIST TOTAL	**1,104,371.51**

ATLANTIC COUNTY MUNICIPAL JIF
BILL LIST - SEPTEMBER 2021

	Payable To:	FY 2021	Appropriation	Description
1	The Actuarial Advantage	**531.00**	Prof Services/Actuary	August 2021 Fees
2	Arthur J. Gallagher Risk Management Services, In	**84,719.00**	Prof Services/Administration	Sept 2021 Fees
3	Arthur J. Gallagher Risk Management Services, In	**241.62**	Misc/Postage/Copies/Fax	August 2021 Fees
4	Arthur J. Gallagher Risk Management Services, In	**490.00**	Misc/JIF Website	AccessiBe subscript for website MM Amex
5	The DeWeese Law Firm, P.C.	**11,101.00**	Prof Services/Attorney	Sept 2021 Fees
6	Qual-Lynx	**68,531.00**	Prof Services/Claims Administration	Sept 2021 Fees
7	Joyce Media	**375.00**	Misc/JIF Website	Sept 2021 Fees
8	Tracy Forlenza	**538.00**	Misc/Recording Secretary	Sept 2021 Fees
9	J.A. Montgomery Risk Control Services	**18,554.00**	Prof Services/Safety Director/Loss Control	Sept 2021 Fees
10	John Hansen	**2,043.00**	Prof Services/Treasurer	Sept 2021 Fees
11	John Hansen	**7.95**	Misc/Postage/Copies/Fax	USPS fee for checks-August fee
12	Conner Strong & Buckelew	**1,021.00**	Prof Services/Underwriting Mgr	Sept 2021 Fees
13	Jordan Simone	**5,329.00**	Wellness/Wellness Incentive Program	Sept 2021 Fees
14	ARC Reprographics	**857.65**	Misc/Printing	Inv#278992 Woodbine; #279042 non-renewing mems
15	Courier Post	**252.24**	Misc/Legal Notices	Ad#4858965 Def panel RFQ; #4884348 sept mtg change; #10591595 Sept budget hearing
16	Iron Mountain	**139.81**	Misc/Records Retention Service	"Inv#DXDW015; Storage 9/1-30/2021; Service 7/28/21-8/24/21
17	Press of Atlantic City	**129.84**	Misc/Legal Notices	ad#171994 budget hearing; #171996 Sept mtg change
18	City of Cape May	**877.00**	Wellness/Wellness Incentive Program	Farmers Market
19	City of Northfield	**1,500.00**	Optional Safety Budget	NJ CAIR and safety equipment
20	Borough of Stone Harbor	**725.00**	EPL/CYBER/EPL/Cyber Incentive Program	Malware software
	Subtotals	**197,963.11**		

JIF BILL LIST TOTAL	**197,963.11**

SECTION E

RECONCILIATIONS

ACMJIF
ACCOUNT ACTIVITY RECONCILIATION
FY 2021

	January	February	March	April	May	June	July	August	Year To Date Total
Opening Balance for the Period:	53,526,062.67	52,383,995.41	51,234,483.44	49,969,326.10	48,774,199.18	51,639,055.39	49,989,501.27	47,956,683.90	
RECEIPTS:									
Interest Income (Cash)	(27,231.95)	37,192.90	54,828.36	21,637.37	1,506.95	27,548.87	54,424.26	44,033.20	213,939.96
Premium Assessment Receipts	396,527.00	2,194,790.25	-	975,310.00	4,808,668.25	-	443,562.00	5,304,365.25	14,123,222.75
Prior Yr. Premium Assessment Receipts									0.00
Subrogation & Reimb. Receipts:									
Fund Year 2021		-	6,050.00	1,975.00	6,259.00	-	2,851.00	0.00	17,135.00
Fund Year 2020	7,820.00	1,600.00	11,139.00	997.06	32,793.54	4,767.32		7,589.78	66,706.70
Fund Year 2019	86.00	38.00	12,695.91	807.34	-	124,333.00		6,069.00	144,029.25
Fund Year 2018		500.00	500.00	113.00	6,099.57	1,050.70		36,170.75	44,434.02
Fund Year 2017			78.00		198.00				276.00
Fund Year 2016					-				0.00
									0.00
SUBROGATION NOT RECEIVED/NOT POSTED									0.00
									0.00
Closed Fund Year	190.00	-				550.00		30.00	770.00
Total Subrogation & Reimb.Receipts	8,096.00	2,138.00	30,462.91	3,892.40	45,350.11	130,701.02	2,851.00	49,859.53	256,215.97
									0.00
									0.00
									0.00
									0.00
Closed Fund Year							69.29		69.29
TOTAL RECEIPTS:	377,391.05	2,234,121.15	85,291.27	1,000,839.77	4,855,525.31	158,249.89	500,906.55	5,398,257.98	14,593,447.97
DISBURSEMENTS:									
Net Claim Payments:									
Fund Year 2021	42,986.38	98,237.65	190,163.10	200,164.59	202,559.25	335,181.64	341,631.92	482,808.21	1,893,732.74
Fund Year 2020	409,636.94	327,018.16	355,944.18	218,940.27	232,281.80	203,246.31	229,825.85	77,383.63	2,054,277.14
Fund Year 2019	190,366.42	247,220.78	221,675.16	204,418.97	95,370.64	206,484.40	126,136.20	130,265.43	1,421,938.00
Fund Year 2018	485,334.27	167,443.03	195,776.45	62,848.04	97,574.57	148,994.01	64,497.60	62,659.79	1,285,127.76
Fund Year 2017	143,632.63	187,332.57	135,652.68	93,688.40	62,683.90	56,770.98	32,102.17	54,718.06	766,581.39
Fund Year 2016									0.00
									0.00
									0.00
Closed Fund Year							7.05	225.00	232.05
Total Net Claim Payments	1,271,956.64	1,027,252.19	1,099,211.57	780,060.27	690,470.16	950,677.34	794,200.79	808,060.12	7,421,889.08
Exp.& Admin Bill List Payments:									
Exp. & Cont. Charges FY 2022									0.00
Exp. & Cont. Charges FY 2021	203,922.92	2,335,891.93	221,336.68	1,361,257.28	1,293,111.55	209,120.57	424,331.15	1,100,514.51	7,149,486.59
Exp. & Cont. Charges FY 2020	32,222.23	15,627.02	13,212.00	53,717.00	7,087.40	15,894.00	1,802.60	3,857.00	143,419.25
Exp. & Cont. Charges FY 2019	11,356.55	4,862.01	620.40	932.14	-				17,771.10
Exp. & Cont. Charges FY 2018									0.00
Exp. & Cont. Charges FY 2017									0.00
Closed Fund Year			16,068.00						16,068.00
									0.00
MEL TRIGGER ASST TO RCF PD FROM 2016						403,369.00			403,369.00
MEL TRIGGER FROM MEK=L RETRO						228,743.07	1,313,389.39		1,542,132.46
TRANSFER TO RCF									0.00
									0.00
									0.00
MISC:ROUNDING	(0.03)	(0.03)	(0.04)		(0.01)	0.03	(0.01)	-0.01	-0.10
Total Bill List Payments	247,501.67	2,356,380.93	251,237.04	1,415,906.42	1,300,198.94	857,126.67	1,739,523.13	1,104,371.50	9,272,246.30
Auditor's Adjustments									0.00
TOTAL DISBURSEMENTS:	1,519,458.31	3,383,633.12	1,350,448.61	2,195,966.69	1,990,669.10	1,807,804.01	2,533,723.92	1,912,431.62	16,694,135.38
Closing Balance for the Period:	52,383,995.41	51,234,483.44	49,969,326.10	48,774,199.18	51,639,055.39	49,989,501.27	47,956,683.90	51,442,510.26	
INVESTORS									
Account Net Cash Change During the Period:									
Loss Account	(332,385.38)	*3,006,536.19*	(16,213,975.87)	(1,431,363.71)	2,431,150.31	(191,469.22)	(2,285,659.23)	4,301,422.35	-10,715,744.56
Investment Account	(33,812.70)	(4,102,844.55)	(29,112.46)	(25,479.65)	(24,796.61)	(1,041,529.07)	(20,131.19)	-1,027,239.91	-6,304,946.14
Wealth Management Account	(3,911.54)	(25,563.75)	107,256.26	3,815.05	(122,000.00)	22,656.25	(3,011.53)	38,170.63	17,411.37
INVESTMENT:JCMI			14,971,490.30	38,986.66	21,214.07	12,185.76	73,543.63	-15,832.07	15,101,588.35
Exp & Contin Reconciliation Account	-	-	-	-	-		-	0.00	0.00
Claims Imprest Reconciliation Account	(771,957.64)	(27,639.86)	(100,815.57)	218,914.73	559,288.44	(451,397.84)	202,440.95	189,305.36	-181,861.43
Total Change in Account Net Cash:	(1,142,067.26)	(1,149,511.97)	(1,265,157.34)	(1,195,126.92)	2,864,856.21	(1,649,554.12)	(2,032,817.37)	3,485,826.36	-2,083,552.41
Proof:	**0.00**	**0.00**	**0.00**	**0.00**	**0.00**	**0.00**	**0.00**	**0.00**	
ADJUSTED BANK BALANCE FROM CIR_ACM	$ 52,383,995.41	$ 51,234,483.41	$ 49,969,326.03	$ 48,774,199.11	$ 51,639,055.32	$ 49,989,501.23	$ 47,956,683.91	$ 51,442,510.26	
CONTROL	$ -	$ 0.03	$ 0.07	$ 0.07	$ 0.07	$ 0.04	$ (0.01)	$ -	

RECEIVED CIR FILE LATE/
ADJUSTMENT HAS TO BE MADE TO IT.
NOT REFLECTING ASSESSMENTS

AELCF:	12/31/2020	INTEREST	1/31/2021	TRANSFER	2/28/2021	ACTIVITY	3/31/2021	4/30/2021	5/31/2021	6/30/2021	7/30/2021	8/31/2021
MEMBERS												
BUENA VISTA TWP	$ 12,169.00	$ 170.31	$ 12,339.31	$ 3,899.00	$ 16,238.31	$ (16,068.00)	$ 170.31	$ 170.31	$ 170.31	$ 170.31	$ 170.31	$ 170.31
EGG HARBOR CITY	$ 31,302.00	$ 438.09	$ 31,740.09	$ 10,347.00	$ 42,087.09		$ 42,087.09	$ 42,087.09	$ 42,087.09	$ 42,087.09	$ 42,087.09	$ 42,087.09
Hamilton Township	$ 83,127.90	$ 2,006.31	$ 85,134.21		$ 85,134.21		$ 85,134.21	$ 85,134.21	$ 85,134.21	$ 85,134.21	$ 85,134.21	$ 85,134.21
Hammonton	$ -	$ 7,786.41	$ 7,786.41	$ 94,949.00	$ 102,735.41		$ 102,735.41	$ 102,735.41	$ 102,735.41	$ 102,735.41	$ 102,735.41	$ 102,735.41
Middle Township	$ 169,240.17	$ 4,084.64	$ 173,324.81		$ 173,324.81		$ 173,324.81	$ 173,324.81	$ 173,324.81	$ 173,324.81	$ 173,324.81	$ 173,324.81
Mullica Township	$ 27,095.89	$ 653.96	$ 27,749.85		$ 27,749.85		$ 27,749.85	$ 27,749.85	$ 27,749.85	$ 27,749.85	$ 27,749.85	$ 27,749.85
Northfield	$ 108,203.09	$ 2,142.26	$ 110,345.35		$ 110,345.35		$ 110,345.35	$ 110,345.35	$ 110,345.35	$ 110,345.35	$ 110,345.35	$ 110,345.35
Pleasantville	$ 493.39	$ 11.91	$ 505.30		$ 505.30		$ 505.30	$ 505.30	$ 505.30	$ 505.30	$ 505.30	$ 505.30
Port Republic	$ 1,074.00	$ 15.03	$ 1,089.03	$ 1,727.00	$ 2,816.03		$ 2,816.03	$ 2,816.03	$ 2,816.03	$ 2,816.03	$ 2,816.03	$ 2,816.03
Upper Deerfield	$ 71,898.37	$ 1,735.28	$ 73,633.65		$ 73,633.65		$ 73,633.65	$ 73,633.65	$ 73,633.65	$ 73,633.65	$ 73,633.65	$ 73,633.65
Waterford	$ 27,331.45	$ 659.65	$ 27,991.10		$ 27,991.10		$ 27,991.10	$ 27,991.10	$ 27,991.10	$ 27,991.10	$ 27,991.10	$ 27,991.10
Upper Township	$ 115,792.01	$ 1,488.98	$ 117,280.99		$ 117,280.99		$ 117,280.99	$ 117,280.99	$ 117,280.99	$ 117,280.99	$ 117,280.99	$ 117,280.99
Stone Harbor	$ 9,194.43	$ 221.91	$ 9,416.34		$ 9,416.34		$ 9,416.34	$ 9,416.34	$ 9,416.34	$ 9,416.34	$ 9,416.34	$ 9,416.34
	$ 656,921.70	$ 21,414.74	$ 678,336.44	$ 110,922.00	$ 789,258.44	$ (16,068.00)	$ 773,190.44	$ 773,190.44	$ 773,190.44	$ 773,190.44	$ 773,190.44	$ 773,190.44