

Atlantic County  
Municipal Joint  
Insurance

Fund

South Jersey Communities Securing Their Future



## **AGENDA PACKET**



**Wednesday, May 17, 2023 at 3:00 PM**

**Via Zoom Conferencing**

<https://us06web.zoom.us/j/84191328365>

Meeting ID: 841 9132 8365

Telephone Access: 646-876-9923 US (New York)

***WWW.ACMJIF.ORG***

ATLANTIC COUNTY MUNICIPAL JOINT INSURANCE FUND

May 17, 2023 – 3:00 PM

Via Zoom Conferencing

AGENDA

- I. Meeting called to order by Chairperson
- II. Flag Salute
- III. Statement of Compliance with Open Public Meetings Act
  - A. Notice of this meeting was given by:
    1. Sending sufficient notice herewith to:
      - a. *The Press of Atlantic City*
      - b. *Courier Post*, Cherry Hill, New Jersey; and
    2. Filing advance written notice of this meeting with the Clerks/Administrators of all member municipalities; and
    3. Posting notice on the public bulletin boards of all member municipalities.
- IV. Roll Call
  - A. Fund Commissioners
  - B. Fund Professionals
  - C. Risk Management Consultants
- V. Move up Alternate Executive Committee Members (if necessary) – **Motion – All in Favor**
- VI. Approval of Minutes.....Pages 1-14
  - A. Adoption of the **April 19 , 2023** minutes – **Motion – All in Favor**
- VII. Closed Session Minutes
  - A. Approval of the **April 19, 2023** Closed Session minutes – **Motion – All in Favor**  
The Closed Session Minutes shall not be released to the public until the reason(s) for their remaining closed is no longer applicable and the Fund Solicitor has an opportunity to review them.
- VIII. Closed Session – Resolution 2023- \_\_\_\_\_ Authorizing a Closed Session of the Atlantic County Municipal Joint Insurance Fund to discuss matters affecting the protection of safety and property of the public and to discuss pending or anticipated litigation and/or contract negotiations – **Motion -Roll Call**
  - A. Claims Review Committee Report – Closed Session Items
  - B. Professionals’ Reports
    1. Claims Administrator’s Report
    2. Executive Director’s Report
    3. Safety Director’s Report
    4. Solicitor’s Report
- IX. Reopen Public Portion of Meeting – **Motion – All in Favor**
- X. Authorization of Claims Payments – **Motion - Roll Call**
- XI. Authorization to Abandon Subrogation (if necessary) – **Motion - Roll Call**
- XII. Claims Review Committee Meeting Minutes – May 11, 2023.....Handout
- XIII. Claims Administrator’s Report
  - A. Lessons Learned from Losses .....Page 15

XIV.	Managed Health Care Report	
	A. ACMJIF Summary.....	Page 16
	B. Average Days to Report.....	Page 17
	C. Claims Reported by Type.....	Page 18
	D. Nurse Case Management Reports.....	Page 19
	E. PPO Savings and Penetration Reports.....	Pages 20-21
	F. Top 10 Providers & Paid Provider by Specialty.....	Page 22
	G. Transitional Duty Report\Example Assignments.....	Page 23-24
	H. Prescription Benefit Program.....	Page 25
	I. Quick Notes.....	Page 26
XV.	Law Enforcement Risk Management	
	A. Report.....	Pages 27-28
	B. LE Bulletin.....	Pages 29-31
XVI.	Solicitor's Report	
	A. MEL Helpline and Contact List.....	Pages 32-34
XVII.	Wellness Director Report	
	A. Wellness Report.....	Pages 35-36
	B. Lifestyle Changes.....	Pages 37-38
XVIII.	Committee Reports	
	Motion to approve the Charters of the following ACMJIF sub-committees:	
	A. <i>Claims Review Committee</i> .....	Pages 39-40
	B. <i>Executive Safety Committee</i> .....	Pages 41-42
	<b>Motion to Approve – All in Favor</b>	
XIX.	Executive Director.....	Pages 43-67
	A. Lost Time Accident Frequency.....	Pages 47-48
	B. Certificates of Insurance.....	Pages 49-50
	C. Financial Fast Track Report.....	Page 51
	D. Regulatory Filing Checklists.....	Pages 52-53
	E. 2022 Safety Incentive Program.....	Page 54
	F. 2023 Optional Safety Budget.....	Page 55
	G. 2023 Wellness Incentive.....	Page 56
	H. 2023 EPL/Cyber Risk Management Budget.....	Page 57
	I. EPL Compliance Status .....	Page 58
	J. Statutory Bond Status.....	Pages 59-61
	K. Skateboard Park Approval Status.....	Page 62
	L. Capehart Scatchard Updates	
	M. Monthly Calendars.....	Pages 63-64
	N. Elected Officials Training.....	Page 65
	O. Managerial & Supervisory Training	
	P. Police Command Staff Training	
	Q. Land Use Training Certification.....	Page 66
	R. Financial Disclosure Statement Filing	
	S. Special Law Enforcement Training.....	Page 67
	T. Website	
	U. New Member Activity	

- XX. Safety Director's Report  
A. Activity Report ..... Pages 68-71
- XXI. Technology Risk Services  
A. Reports.....Pages 72-79
- XXII. Treasurer's Report as of April 30, 2023.....Pages 80-177  
A. Fund Status  
B. Investment Report  
C. Investment JCMI  
D. Payment Register – **Motion to Approve - Roll Call**  
E. May Bill List – **Motion to Approve – Roll Call**.....Page 172  
F. RMC Bill List – **Motion to Approve – Roll Call**.....Page 173  
G. Analysis of Non-Assessment Receipts
- XXIII. MEL/RCF/ CYBER JIF Reports  
A. MEL JIF Report – May 8, 2023.....Pages 178-179  
B. RCF JIF Report – May 8, 2023.....Page 180  
C. Cyber JIF Report – May 9, 2023.....Shared Screen
- XXIV. Miscellaneous Business
- The next meeting of the ACMJIF will be held on Wednesday, June 21, 2023  
at 3:00 pm at Avalon Community Hall, Avalon, NJ**
- XXV. Public Comment  
A. Motion to Open Meeting to Public Comment – **Motion - All in Favor**  
B. Motion to Close Meeting to Public Comment – **Motion - All in Favor**
- XXVI. Motion to Adjourn Meeting – **All in Favor**



## **ATLANTIC COUNTY MUNICIPAL JOINT INSURANCE FUND**

Atlantic County Library, 40 Farragut Ave, Mays Landing, NJ

April 19, 2023 at 3:00 PM

### ***OPEN SESSION MINUTES***

---

The regular meeting of the Atlantic County Municipal Joint Insurance Fund (ACM JIF) was held on April 19, 2023 at 3:00 PM, prevailing time Atlantic County Library, 40 Farragut Ave, Mays Landing, NJ. Chair Liz Woods, Ocean City, presiding. The meeting was called to order at 3:00 PM.

#### ***FLAG SALUTE***

#### ***STATEMENT OF COMPLIANCE WITH OPEN PUBLIC MEETING ACT***

Notice of this meeting was given by: (1) sending sufficient notice herewith to *The Press of Atlantic City* and the *Courier Post*, Cherry Hill, New Jersey; (2) filing advance written notice of this meeting with the Clerks/Administrators of all member municipalities of the Atlantic County Municipal Joint Insurance Fund; and (3) posting notice on the public bulletin boards of all member municipalities of the Atlantic County Municipal Joint Insurance Fund.

#### ***ROLL CALL of 2023 FUND COMMISSIONERS***

Those in attendance were:

Kayla Haberstroh, Alt., **Absecon City**  
Scott Wahl, **Avalon Borough**  
Bill Nimohay **Buena Borough**  
Deb Lindholm, **Cape May City**  
LaVerne Kirn, **Corbin City**  
Jessica Bishop, *Secretary*, **Dennis Twp.**  
Tom D'Intinio, **Egg Harbor Twp.**  
Patricia Gatto, **Folsom Borough**  
Shantele Pollock, **Hamilton Twp.**  
Leigh Ann Napoli, **Linwood City**  
Karen Fournier, **Lower Twp.**  
Lisa McLaughlin, **Margate City**  
Varvara Keun, **Middle Twp.**  
Dawn Stollenwerk, **Mullica Twp.**  
Jared Marandino, **Newfield Borough**  
Jennifer VanSant, **North Wildwood City**  
Mary Canesi, **Northfield City**  
Liz Woods, *Fund Chair*, **Ocean City**  
Skip Williams, **Pleasantville City**  
Kellie Seib, **Sea Isle City**  
Lucy Samuelson, **Somers Point City**  
Roy Spoltore, **Upper Deerfield Twp.**  
Jim Pacanowski, **Ventnor City**  
Michael Dougherty, **Waterford Twp.**  
Carol Sabo, **West Cape May Borough**  
Carl O'Hala, Alt., **West Wildwood City**

DJ Ayres, **Weymouth Twp.**  
Steve O'Connor, **Wildwood City**  
Connie Mahon, **Wildwood Crest**  
Alex Bauer, **Woodbine Borough**

Absent Fund Commissioners:

Mollye O'Neill, **Brigantine City**  
Ed Grant, **Cape May Point**  
Heather Sparks, **Commercial Twp.**  
Dawn Marie Bascelli, **Deerfield Twp.**  
Bob Campbell, **Downe Twp.**  
Christine Masker, Alt., **Estell Manor City**  
Alim Parks, Sr., **Galloway Twp.**  
Monica Kyle, **Longport Borough**  
Ray Compari, **Millville City**  
Jim Craft, **Stone Harbor Borough**  
Gary DeMarzo, **Upper Twp.**

Present Fund Professionals:

Paul A. Forlenza, MGA, Executive Director, *RPA a Division of Gallagher*  
Kamini Patel, MBA, CIC, CPCU, AIDA ®, Program Director, *RPA a Division of Gallagher*  
Tracy Forlenza, Recording Secretary  
Karen Beatty, Client Services Manager, *Qual-Lynx*  
Christopher J. Winter, Sr, CPM, Law Enforcement Risk Management Consultant  
Keith Hummel, Safety Director, *J.A. Montgomery Consulting*  
Robert Garish, Assistant Director of Public Sector, *J.A. Montgomery Consulting*  
David DeWeese, Esquire, Fund Attorney, *The DeWeese Law Firm, P.C.*  
John Hansen, Fund Treasurer  
Jordan Simone, COTA/L, CHC, RYT-200, Wellness Director  
Jerry Caruso, Technology Risk Services Director, *Wintsec Consulting*  
David Grubb, Executive Director, MEL JIF

Absent Fund Professionals:

Christopher Roselli, Account Manager, *Qual-Lynx*

Present Risk Management Consultants were:

C. J. Adams Company  
Atlantic Associates  
Conner Strong & Buckelew  
Glenn Insurance  
Hardenbergh Insurance  
Thomas Heist Insurance Agency  
Insurance Agencies Inc.  
Marsh & McLennan Agency  
McMahon Agency, Inc.  
Siracusa-Kauffman Insurance

Absent Risk Management Consultants were:

Barclay Insurance Group  
BCA Insurance  
J. Byrne Agency, Inc.

William R. Mints Agency

*These minutes do not necessarily reflect the order in which some items were discussed.*

***MOVE UP ALTERNATES***

In absence of Ms. Sparks, Commercial Twp. and Mr. Grant, Cape May Point, Chair Woods moved up Executive Committee Alternate(s) Mr. O'Connor, Wildwood City, and Ms. Kirn, Corbin City, to the board for voting purposes.

Motion by Ms. Bishop, seconded by Mr. Spoltore, approved to move alternate(s) as presented. All in Favor. Motion carried by unanimous vote.

***APPROVAL OF MINUTES—OPEN SESSION***

Chair Woods entertained a motion to approve the meeting minutes of the March 15, 2023 Executive Committee Meeting.

Motion by Mr. Wahl, seconded by Ms. Kirn, to approve the meeting minutes of the March 15, 2023 Executive Committee Meeting as presented. All in Favor. Motion carried by unanimous vote.

***APPROVAL OF MINUTES – CLOSED SESSION***

Confidential Closed Session Meeting Minutes were distributed to the Executive Committee Members.

Chair Woods entertained a motion to adopt the Closed Session Meeting Minutes of the March 15, 2023 Executive Committee meeting.

Motion by Mr. Spoltore, seconded by Ms. Bishop, to approve the Closed Session minutes of the March 15, 2023 Executive Committee meeting as presented. All in Favor. Motion carried by unanimous vote.

The Closed Session meeting minutes of the March 15, 2023 meeting shall not be released to the public until the reason(s) for their remaining closed is no longer applicable and the Fund Solicitor has had the opportunity to review them.

Confidential Closed Session Meeting Minutes were collected.

***CLOSED SESSION - RESOLUTION #2023-27***

Be it moved by the Atlantic County Municipal Joint Insurance Fund that the public be excluded from this portion of the meeting to permit the Executive Committee to consider in closed session matters affecting the safety and property of the public and to discuss pending or anticipated litigation and/or contract negotiations and that the minutes covering these matters and the results of closed session will be released to the public when the reasons for discussing and on them in closed session no longer exists as required by the Open Public Meeting Act.

Chair Woods entertained a motion to adopt Closed Session Resolution 2023-27.

Motion by Mr. Wahl, seconded by Ms. Bishop, to adopt Resolution 2023-27 as presented.

**ROLL CALL**

***Yeas:***

Scott Wahl, **Avalon**  
LaVerne Kirn, **Corbin City**  
Jessica Bishop, **Sec, Dennis Township**  
Varvara Keun, **Middle Township**  
Liz Woods, **Chair, Ocean City**  
Roy Spoltore, **Upper Deerfield**  
Steve O'Connor, **Wildwood City**

***Nays:***

None

***Abstain:***

None

Motion carried by unanimous vote.

### ***REOPEN PUBLIC PORTION OF THE MEETING***

Chair Woods entertained a motion to reopen the public portion of the meeting.

Motion by Mr. Spoltore, seconded by Ms. Bishop, to reopen the public portion of the meeting. All in favor. Motion carried.

### ***AUTHORIZATION OF CLAIMS PAYMENTS***

The claims for payment were presented as discussed in *Closed Session*.

Chair Woods asked if there were any questions at this time. No questions were entertained.

Chair Woods entertained a motion to approve the claims for payment as discussed in *Closed Session*.

Motion by Mr. Wahl, seconded by Mr. Spoltore to approve the claims payments as discussed in Closed Session.

They are as follows:

#### **March 2023 PARs:**

<b><i>Workers' Compensation</i></b>	<b><i>General Liability</i></b>	<b><i>Property</i></b>	<b><i>Auto</i></b>
2021228131	2021212939	2023296421	2023298538
2022253534	2020206528	2023294747	
2023290862	2023279451	2022271964	
2023294122	2021218959	2023292345	
2023297016		2019165895	
2022273627			
2023294910			
MLT-2021225964 2021226107			
2022249887			

#### **ROLL CALL**

***Yeas:***

Scott Wahl, **Avalon**  
LaVerne Kirn, **Corbin City**  
Jessica Bishop, **Sec, Dennis Township**  
Varvara Keun, **Middle Township**  
Liz Woods, **Chair, Ocean City**  
Roy Spoltore, **Upper Deerfield**  
Steve O'Connor, **Wildwood City**

***Nays:***

None

***Abstain:***

None

Motion carried by unanimous vote.

### ***ABANDON SUBROGATION***

There were no files for abandonment of subrogation this month.

### ***CLAIMS REVIEW COMMITTEE REPORT – OPEN SESSION ITEMS***

Ms. Canesi highlighted that the Claims Audit is in progress and the results will be presented in a few months.



## **CLAIMS ADMINISTRATOR'S REPORT**

### ***Lessons Learned from Losses – April***

In Mr. Roselli's absence, Ms. Beatty reported that the *Lessons Learned from Losses* this month focuses on Office/Building Safety and what can be done to prevent claims. She stated that these are basic things that can be done and little to no cost to prevent WC claims.

Ms. Beatty explained a recent claim in the ACM JIF where a resident fell in the municipal building. The Fund Commissioner immediately went to that area, took pictures, noted her findings and secured video of the area which ultimately helped deny this claim.

The remainder of the Claims Administrator's report was provided in Closed Session.

## **MANAGED HEALTH CARE REPORT**

### ***Lost Time v. Medical Only Cases***

Ms. Beatty presented the ACM JIF Lost Time v. Medical Only Cases (Intake Report).

	<b><i>March</i></b>	<b><i>YTD</i></b>
<i>Total Intakes (New Claims)</i>	52	156
<i>Report Only</i>	23	63
<i>Report Only % of Total</i>	44%	40%
<i>Medical Only</i>	23	67
<i>Lost Time</i>	6	26
<i>Medical Only/Lost Time Ratio</i>	79:21	72:18
<i>Occupational, Claim Petition, Cancer Presumption</i>	0	0
<i>COVID-19</i>	0	150
<i>Average Days to Report to QL</i>	5.8	7.6
<i>Average Days to Report to employer</i>	4.7	2.4

Ms. Beatty noted that one claim is being removed so the Average Days to Report to QL number will change due to the claimant not receiving any treatment.

### ***PPO Penetration Report:***

Ms. Beatty presented the self-explanatory *PPO Penetration Rate Report*.

<b><i>PPO Penetration Rate</i></b>	<b><i>March</i></b>	<b><i>YTD</i></b>
<i>Bill Count</i>	642	1,582
<i>Original Provider Charges</i>	\$822,154	\$1,771,657
<i>Re-priced Bill Amount</i>	\$291,042	\$583,985
<i>Savings</i>	\$531,111	\$1,187,672
<i>% of Savings</i>	65%	67%
<i>Participating Provider Penetration Rate- Bill count</i>	94%	94%
<i>Participating Provider Penetration Rate-Provider Charges</i>	96%	96%
<i>EPO Penetration Rate – Bill Count</i>	96%	96%
<i>EPO Penetration Rate –Provider Charges</i>	95%	97%

### ***Transitional Duty Report***

Ms. Beatty presented the *Transitional Duty reports*.

<b><i>Transitional Duty Summary Report</i></b>	<b><i>YTD</i></b>
<i>Transitional Duty Days Available</i>	2,119
<i>Transitional Duty Days Worked</i>	1,422
<i>% of Transitional Duty Days Worked</i>	67%
<i>Money Saved by Accommodating</i>	\$128,206
<i>Transitional Duty Days NOT Accommodated</i>	697
<i>% of Transitional Duty Days NOT Accommodated</i>	33%
<i>Cost of Days NOT Accommodated</i>	\$75,512

Ms. Beatty reminded the members of the Managed Care “quick notes”. She commented that it covers how Comorbidities Impact Recovery as described in an actual case. She asked members to review page 25 of the agenda.

Ms. Beatty asked if there were any questions. No questions were entertained.

### ***LAW ENFORCEMENT LIABILITY CONSULTANT REPORT***

Mr. Winter noted his report outlines activity for the month on page 26. Mr. Winter noted that policy and procedure requests have been received. He has agency visits scheduled for North Wildwood PD and Wildwood Crest PD.

Mr. Winter also stated that he will hold a report writing class later this year and is coordinating with Dr. Kelly to develop advanced resiliency training. He is also researching a training class for use of force and control techniques. LE bulletin 23-0-2 on ALPR (Automated License Plate Recognition) was released last month. Some members may need to update their policies and procedures.

Mr. Winter asked if there are any questions. No questions were entertained.

### ***SOLICITOR’S REPORT***

#### ***Closed Claims***

Mr. DeWeese noted that there were five (5) cases closed since his last report with four (4) having no payments to the Plaintiffs.

#### ***MEL EPL Helpline***

Mr. DeWeese stated that there is a reminder regarding the MEL EPL Helpline in the agenda. Mr. DeWeese stated that activity has been good and lots of inquiries regarding FMLA issues. He also urged members to review the MEL EPL Helpline Authorized Contact list and make certain that the individuals listed is accurate as some members do not have anyone listed. The resolution to make changes is on the ACM JIF website.

#### ***Resolution 2023-28 Release of 2022 Closed Session Minutes***

Mr. DeWeese stated that Resolution 2023-28 authorizes release of the closed session minutes with the exception of certain redactions in May, June, September and December as outlined in the Resolution.

Chair Woods entertained a motion to approve Resolution 2023-28 which authorizes release of the closed session minutes with the exception of certain redactions in May, June, September and December as outlined.

Motion by Ms. Bishop, seconded by Mr. Spoltore to approve Resolution 2023-28 which authorizes release of the closed session minutes with the exception of certain redactions in May, June, September and December as outlined as presented.

**ROLL CALL**

**Yeas:**

Scott Wahl, **Avalon**  
LaVerne Kirn, **Corbin City**  
Jessica Bishop, **Sec, Dennis Township**  
Varvara Keun, **Middle Township**  
Liz Woods, **Chair, Ocean City**  
Roy Spoltore, **Upper Deerfield**  
Steve O'Connor, **Wildwood City**

**Nays:**

None

**Abstain:**

None

Motion carried by unanimous vote.

***2020 Closed Session Meeting Minutes Redactions***

Mr. DeWeese noted that the redaction from June 17, 2020 was reviewed and should remain redacted.

***GL Cases***

Mr. DeWeese noted that there are currently 95 active GL cases inclusive of the civil rights cases. If you would like your member files sent to you, please contact Mr. DeWeese's office.

Mr. DeWeese entertained any questions. No questions were entertained.

***WELLNESS DIRECTOR REPORT***

Ms. Simone stated that her report is included in the agenda packet. She encouraged the members to read through her materials beginning on page 41 and share it with the employees.

Ms. Simone stated that the Wellness Advisory Committee meeting was held on February 8, 2023 at 9:30am and the recording was uploaded to the website. She noted a Wellness Coordinator Brainstorming Session with be held sometime in June or July as well as two other wellness webinars.

Ms. Simone noted that two Wellness Webinars will be held in 2023 via zoom; June 20, 2023 *Decoding the Nutrition Label* at 10 AM and November 14, 2023 *Intro to Mindfulness* at 10 AM.

Ms. Simone asked members to review the 2023 JIF approved wellness items and activities on website and it was included with the quarter 2 newsletter.

Ms. Simone asked that members reach out with their upcoming Wellness/Safety meetings and she can join in the meeting. She noted that the newsletter is on Exercise and Movement so please read through and share with your employees.

Ms. Simone highlighted some new resources: *Medical Essentials Diagnostics – Save My Life Program*. It is a company that runs series of tests within two hours and is completely free for municipal employees. The closest clinic is in Marlton, NJ; however, the mobile unit will travel to your location for free if you are outside Marlton.

Ms. Simone asked if there were any questions. No questions were entertained.

***COMMITTEE REPORTS- EPL/Technology Risk Committee***

Ms. Keun noted that the minutes from the March 15, 2023 EPL/Technology Risk Committee meeting are in the agenda packet. She highlighted the following: EPL/POL loss ratio 5 yr. average of 66.7% and 6 yr. average of 57.2% and she noted that there are two large claims driving the results. She also stated that training is being offered to qualify for the EPL Risk Program is for managers and supervisors. Mr. Riccio will provide this via zoom in both AM and PM sessions. Police command staff training will also be available from Mr. Hummel. This training will be in person with both AM and PM sessions. She reported that updated policies and procedures will be uploaded to the MEL website shortly. She noted that to be in compliance with the EPL Risk Program, each member must adopt these by the end of the year. Ms. Keun reminded members that all Elected Official training was to be completed by May 1, 2023, but is now extended until May 30, 2023. This is offered through the MSI website online.

Ms. Keun reiterated what Mr. DeWeese stated that to update your EPL Hotline contact, please execute the resolution on the JIF website specifying the new contact. A list of all members who completed the Land Use training was presented. Please review and encourage members to take this training. Updates to this training will be send out shortly. She then reported that Wizer has begun email training. Members should send updated emails to Mr. Caruso.

Mr. Forlenza reported that the Committee Charter was presented and a proposed revision reviewed. The revision is #10 on page 62 of the agenda packet and states that revision designates the EPL/Technology Risk Committee to have jurisdiction to evaluate the performance of the Fund Professionals, namely the Technology Risk Services Director.

Ms. Keun noted the next EPL Committee meeting will be held in Middle Township on July 20, 2023 at 1pm. No questions were entertained.

***Motion to Adopt the Revised EPL/Technology Liability Committee Charter***

Chair Woods entertained a motion to adopt the revised Employment Practices & Technology Liability Committee Charter.

Motion by Ms. Keun, seconded by Mr. Wahl to adopt the revised Employment Practices & Technology Liability Committee Charter as presented. Motion All in Favor. Motion carried.

***Strategic Planning Committee – April 5, 2023***

Ms. Kirn noted the Strategic Planning Committee meeting minutes from April 5, 2023 can be found in the agenda packet. She highlighted the following: Ms. Ayres volunteered to be Vice Chair of the committee. She noted that fifteen (15) members are up for renewal and presentations will be done in early June. The PRIMA conference will be held June 4-7, 2023. The JIF annual retreat is scheduled for October 18 & 19, 2023 with the JIF meeting held on October 18, 2023 at 3pm. Survey results from last year's retreat are being reviewed and compiled. Elected Official training is online this year and deadline is May 1, 2023. A low attendance letter was sent in November 2022 to fourteen (14) members. She also remarked that four (4) municipalities had 100% attendance.

Ms. Kirn stated that the Committee is requesting action to adopt their revised charter. The revision designates the Strategic Planning Committee to have authority to evaluate the following Fund Professionals: Fund Administrator, Administrative Consultant, Recording Secretary, Website Manager, and any other Fund Professional requested by the Executive Committee.

Ms. Kirn noted the next Strategic Planning Committee meeting will be held in Corbin City on September 7, 2023 at 10am. No questions were entertained.

***Motion to Adopt the Revised Strategic Planning Committee Charter***

Chair Woods entertained a motion to adopt the revised Strategic Planning Committee Charter.

Motion by Ms. Bishop, seconded by Mr. Wahl to adopt the revised Strategic Planning Committee Charter as presented. Motion All in Favor. Motion carried.

***Presentation from Dave Grubb, Executive Director of MEL JIF***

Mr. Grubb, Executive Director of the MEL JIF discussed the state of the excess market with the members of the ACM JIF. He noted that the market has not had this kind of deterioration in the last 40 years. He reminded the members that the MEL JIF is fortunate and has surplus to deal with these issues. He stated that a large part of the deterioration is due to WC re-openers. He also noted other items that caused this are changes in the court system, the change in the pension system, COVID, Firefighter Cancer presumption legislation, SAM legislation, climate change, cyber attacks, and the federal government increasing rates all contributed.

Mr. Grubb handed out the MEL JIF Financial Fast Track as of December 31, 2022 and reviewed the IBNR, interest income and surplus. He noted that we have to get back to fundamentals. He stated the 2024 budgets will go up substantially.

Ms. Stollenwerk commented that the ACM JIF has been preparing for this crisis and has been funding for these potential liabilities over the last few years. The rates have been rising and thus the JIF keeps close watch on unrealized losses. She inquired if the MEL lobbyists have been successful at all. Mr. Grubb noted that there is a disconnect between the municipalities and the State Legislators.

Mr. Grubb thanked the members and noted he can come speak to any member's governing body upon request. Chair Woods thanked Mr. Grubb for his presentation.

***EXECUTIVE DIRECTOR'S REPORT***

Mr. Forlenza thanked Mr. Grubb as well. He noted that earlier in the day the revised 12/31/22 Financial Fast Track reports were received. He stated that he will review the ACM JIF's share of the MEL/RCF JIF's \$16 million deficit. He noted that as Ms. Stollenwerk mentioned, our JIF has been budgeting for this payment with the MEL unencumbered surplus and healthy closed years account. He noted that it will impact the financials especially due to the unrealized losses and although we are in a strong financial position, the 2024 budget will be impacted.

***Certificates of Insurance*** - Mr. Forlenza noted that the certificates of insurance issued in the last month are included in the agenda. He asked members to review and please make sure that these were requested by your municipality and issued properly. Please reach out to Ed Cooney at the Underwriter's office if there are any questions.

***Safety, OSB, Wellness and EPL/Cyber Reimbursement***- Mr. Forlenza stated that OSB, Wellness and EPL/Cyber balances for 2023 are listed in the agenda. He noted that the SIP announcements were sent out and included in the agenda. Please do not wait until the end to submit the reimbursements.

***Employment Practices Liability Compliance*** – Mr. Forlenza reiterated what Ms. Keun said earlier that regarding the training over the next few months. He noted on page 85 there is a checklist denoting the members' status. He anticipates that the revised MEL policies and procedures will be on the website by the end of the month. His office will send an email blast once they are loaded there for all to download and update on your end. A key component is Managers and Supervisors training, which will be held via zoom with dates to come, as well as Police Command Staff training, which will be held in person with dates to come.

***Elected Officials Training*** – Mr. Forlenza noted that the 2023 training invite is found on page 92 in the agenda. It is being done through the MSI, however, the MSI website is currently offline for an upgrade. Mr. Forlenza stated an email was sent out to all with this information and the instructions for the new platform. It should be back online April 30, 2023. Due to this delay, the deadline has been extended from May 1, 2023 to May 30, 2023. The MEL will reduce each member's 2023 MEL Assessment by \$250 for each municipal elected official who attends one of the 30 minute training sessions. This credit will also be

extended to the member's CEO (i.e. Municipal Manager or Administrator) again this year. The total credit is limited to 5% of a member's 2023 MEL Assessment. A list of completed training can be found on the JIF website of which his email had a direct link to it.

***New Fund Commissioner Orientation***– Mr. Forlenza noted that New Fund Commissioner orientation has been scheduled for April 27, 2023 at 1pm and May 2, 2023 at 10am. They will be held in conjunction with Burlco and Trico JIFs.

***Financial Disclosure Statements***

Mr. Forlenza stated that all members should have received notification from the State regarding the financial disclosure process being on hold, but is now open and ready for use. He reminded Fund Commissioners that they need to list this position as well. Newly appointed Fund Commissioners should have received PIN numbers from the Executive Director's office; if you did not receive one, please contact Kris Kristie at Kristi\_Kristie@RPAdmin.com.

***Special Law Enforcement Officer Training***

Mr. Forlenza noted that the SLEO training invite is on page 94 in the agenda. Two sessions will be held; May 24, 2023 at Cape May Police Academy and May 25, 2023 at Atlantic County Police Academy. Please register for the training.

***Quarterly Attendance***

Mr. Forlenza stated that the first quarter attendance report for 2023 is on page 95. He noted it is taken directly from the minutes and to please review it.

***New RPA staff Karla Allamby***

Mr. Forlenza introduced a new staff member at RPA, Karla Allamby, as our new Account Representative.

Mr. Forlenza asked if there were any questions. No questions were entertained.

***SAFETY DIRECTOR'S REPORT***

Mr. Garish stated that the Safety Director's Report begins on page 96. He stated that the report is self-explanatory.

Mr. Garish stated that the loss control services and bulletins sent are listed in his report. He reminded members that these are also on the ACMJIF.org and MEL websites and can be viewed on the MEL mobile app. He stated that ALL MSI communications will be sent through the MEL app which has been recently updated with friendlier features. He encouraged all members to download the MEL mobile app.

Mr. Garish stated that there is a training guide by department on the J.A. Montgomery website. He also reported that they recently revamped their MSI LIVE and MSI NOW and if anyone is experiencing

difficulties, please reach out to him. He reiterated that the MSI is currently undergoing an upgrade, however, MSI LIVE is still active.

Mr. Garish reminded all members that the Elected Officials training is being done only through the MSI Learning Management System which will be back up and running on May 1, 2023.

Mr. Garish noted that a Police Adhoc meeting was just scheduled for May 17, 2023 and police chiefs will be invited. He also noted that Summer Seasonal Training for Supervisors was just scheduled for June 8, 2023 at Ocean City Library.

Mr. Garish stated that the Safety and Wellness Coordinator Roundtable will be held April 25, 2023 via zoom at 10am.

Mr. Garish reported that the MEL will hold eight (8) large scale expos in person this year. He stated that fast track trainings will be held; next one May 23, 2023 at Atlantic Community College. He noted that flyer can be found on the JIF and MEL websites.

Mr. Garish asked if there were any questions. No other questions were entertained.

### ***TECHNOLOGY RISK SERVICES DIRECTOR'S REPORT***

Mr. Caruso, Wintsec Consulting, asked the members to review the reports beginning on page 99. He noted that the Cyber Awareness Training statistic is included this month. ACM JIF has a 2.2% click rate which is great. He had a suggestion from a member that instead of a note popping up that you have been phished that the member immediately goes through the entire training again. Mr. Caruso is considering that suggestion.

Mr. Caruso asked if there were any questions. No other questions were entertained.

### ***TREASURER'S REPORT***

#### **Reports**

Mr. Hansen presented the Treasurer's Report for the period ending **March 31, 2023**. The reports were made part of the agenda packet beginning on page 118. He noted the following information:

#### ***A.E.L.C.F. PARTICIPANT BALANCES***

<b>Member</b>	<b>3/31/2023 AUDITED(includes interest allocation)</b>
Egg Harbor City	43,099.09
Hamilton Township	87,196.65
Hammonton Town	197,074.61
Lower Township	0
Middle Township	177,523.73
Mullica Township	28,422.11
Northfield	113,018.55
Pleasantville City	517.54

Upper Deerfield Township	75,417.48
Waterford Township	28,669.20
Upper Township	184,042.00
Stone Harbor	9,644.46
<b>Total</b>	<b>\$944,625.43</b>

***Receipt Activity for the Period:***

	<b>March</b>	<b>YTD</b>
Subrogation Receipts	\$62,636.11	\$109,796.79
Other	\$0	\$3,000.00
Adjustment	\$241.32	\$741.32

***Claim Activity for the Period***

Claim activity for the month of **March** for claims paid by the Fund and claims payable by the Fund. Total of 387 checks issued; 1,129 claims payments in the amount of \$1,231,452.62 with effect on cash position of \$1,155,537.90.

***Cash Activity for the Period***

During the reporting month, the Fund's "Cash Position" at month end (February) was \$45,149,946.80.

***Investment Interest***

<b>Interest Income:</b>	<b>March</b>	<b>YTD</b>
JCMI	\$32,902.23	\$95,301.82
Treasury	\$9,261.26	\$104,925.23
Citizens	\$10,262.10	\$31,542.27

***Rate of Return:*** Only interest from the *ANALYSIS WORKSHEET* - 1.378%

***Allocation of Invested Funds***

<b>FUND</b>	<b>February Total</b>	<b>February Percentage</b>	<b>March Total</b>	<b>March Percentage</b>
Treasury	\$22,116,762.23	48%	\$22,192,608.86	48%
JCMI	\$19,391,154.35	42%	\$19,771,971.35	44%
Investors	\$4,618,717.61	10%	\$3,185,365.59	8%
<b>TOTALS</b>	<b>\$48,126,634.19</b>		<b>\$45,149,946.80</b>	

Mr. Hansen noted that the unrealized losses is a difficult concept as the accounting rules play a large part. If interested in more explanation, please review the Analysis of Investment Activity report found in the agenda.



Mr. Hansen asked if there were any questions. No questions were entertained.

***Payment Register***

Chair Woods entertained a motion to approve the ***March 2023 Payment Register*** (Claims Activity).

Chair Woods asked if there were any questions at this time. No questions were entertained.

Motion by Mr. Wahl, seconded by Ms. Bishop to approve the ***March 2023 Payment Register*** (Claims Activity) as submitted.

<b>ROLL CALL</b>	<b>Yeas:</b>	Scott Wahl, <b>Avalon</b> LaVerne Kirn, <b>Corbin City</b> Jessica Bishop, <b>Sec, Dennis Township</b> Varvara Keun, <b>Middle Township</b> Liz Woods, <b>Chair, Ocean City</b> Roy Spoltore, <b>Upper Deerfield</b> Steve O'Connor, <b>Wildwood City</b>
	<b>Nays:</b>	None
	<b>Abstain:</b>	None

Motion carried by unanimous vote.

***Bill List – April***

For the Executive Committee's consideration, Mr. Hansen presented the ***April 2023 Bill List*** in the amount of **\$1,324,865.18.**

Chair Woods asked if there were any questions at this time. No questions were entertained.

Chair Woods entertained a motion for approval of the ***April 2023 Bill List***.

Motion by Ms. Bishop, seconded by Mr. Spoltore, to approve the ***April 2023 Bill List*** as presented.

<b>ROLL CALL</b>	<b>Yeas:</b>	Scott Wahl, <b>Avalon</b> LaVerne Kirn, <b>Corbin City</b> Jessica Bishop, <b>Sec, Dennis Township</b> Varvara Keun, <b>Middle Township</b> Liz Woods, <b>Chair, Ocean City</b> Roy Spoltore, <b>Upper Deerfield</b> Steve O'Connor, <b>Wildwood City</b>
	<b>Nays:</b>	None
	<b>Abstain:</b>	None

Motion carried by unanimous vote.

***MEL/RCF/CYBER REPORTS***

Mr. Forlenza noted that the MEL June report is included on page 206. He asked members to review. He reminded members if CEUs are needed, please register for the Annual MEL Training Seminar scheduled for Friday April 21, 2023 and April 28, 2023 via zoom. Registration is required. He stated that pages 209

and 210 have a memorandum from MEL Fund Attorney Fred Semrau regarding Local Government Unit Websites and compliance with the ADA. Please review.

***Resolution 2023-29 Appointing Lisa McLaughlin as the Fund's MEL/RCF/Cyber Representative***

Chair Woods entertained a motion for resolution 2023-29 appointing Lisa McLaughlin as the ACM JIF's MEL/RCF/Cyber Representative for the remainder of 2023.

Motion by Ms. Bishop, seconded by Mr. Wahl, to approve resolution 2023-29 appointing Lisa McLaughlin as the ACM JIF's MEL/RCF/Cyber Representative for the remainder of 2023 as presented.

**ROLL CALL**

***Yeas:***

Scott Wahl, **Avalon**  
LaVerne Kirn, **Corbin City**  
Jessica Bishop, *Sec*, **Dennis Township**  
Varvara Keun, **Middle Township**  
Liz Woods, *Chair*, **Ocean City**  
Roy Spoltore, **Upper Deerfield**  
Steve O'Connor, **Wildwood City**

***Nays:***

None

***Abstain:***

None

Motion carried by unanimous vote.

***MISCELLANEOUS BUSINESS***

***Next Meeting***

Chair Woods reminded the members that the next meeting will be held on **Wednesday, May 17, 2023 at 3:00 PM** via zoom.

***PUBLIC COMMENT***

***Open Public Comment***

Chair Woods entertained a motion to open the meeting to the public for comment.

Motion by Ms. Bishop, seconded by Mr. Spoltore, to open the meeting to the public. All in favor. Motion carried.

***Close Public Comment***

Chair Woods entertained a motion to close the public comment.

Motion by Mr. Wahl, seconded by Ms. Keun, to close the meeting to the public. All in favor. Motion carried.

***MOTION TO ADJOURN***

Motion by Ms. Bishop, seconded by Ms. Keun, to adjourn the April 19, 2023 meeting of the ACM JIF. All in favor. Motion carried.

The meeting was adjourned at 4:12 PM.

# LESSONS LEARNED FROM LOSSES

## MONTHLY NEWSLETTER – MAY 2023

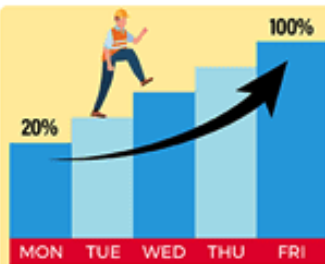


EVERY YEAR WE SEE MANY HEAT RELATED CLAIMS FOR WORKERS THAT ARE ENTIRELY PREVENTABLE. MANY OF THEM ARE MINOR, BUT OUR OFFICE HAS HANDLED CLAIMS IN NEW JERSEY INVOLVING FATAL INJURIES TO EMPLOYEES FROM THE HEAT. IT CAN HAPPEN. A TOLERANCE TO THE HEAT CAN BE BUILT, SEE OSHA DOCUMENT BELOW. ALSO PLEASE SEE THE LINK BELOW TO EXCELLENT INFORMATION ON THE MEL'S SAFETY INSTITUTE WEBSITE ABOUT SAFETY FOR YOUR EMPLOYEES DURING THE HEAT OF SUMMER.

[HTTPS://NJMEL.ORG/MEL-SAFETY-INSTITUTE/BULLETINS/SUMMER-HEAT-SAFETY/](https://njmel.org/mel-safety-institute/bulletins/summer-heat-safety/)



## Prevent Heat Illness at Work



**Ease into Work.** Nearly 3 out of 4 fatalities from heat illness happen during the first week of work.

**Build a tolerance to heat by increasing intensity by 20% each day.**



Drink cool water even if you are not thirsty



Rest for long enough to recover from the heat



Take breaks in a shady or cool area



Wear a hat and dress for the heat



Watch out for each other



Verbally check on workers wearing face coverings



Atlantic County Municipal JIF  
Managed Care Summary Report  
2023

Intake	April-23	April-22	2023 April YTD	2022 April YTD
# of New Claims Reported	69	48	227	324
# of Report Only	21	23	83	134
% Report Only	30%	48%	37%	41%
# of Medical Only	42	22	106	150
# of Lost Time	6	3	37	39
Medical Only to Lost Time Ratio	88:12	88:12	74:26	79:21
Claim Petition First Notice/Occupational	0	0	1	1
COVID-19	0	2	7	136
Average Days Reported To Qual-Lynx (Indemnity, Medical Only, Report Only)	5.1	4.6	6.0	5.9
Average Days Reported to Employer (Indemnity, Medical Only, Report Only)	0.8	2.1	1.6	1.1

Nurse Case Management	April-23	April-22
# of Cases Assigned to Case Management	88	104
# of Cases > 90 days	72	93

Savings	April-23	April-22	2023 April YTD	2022 April YTD
Bill Count	506	498	208	2400
Provider Charges	\$1,218,609	\$281,634	\$2,990,266	\$2,381,643
Repriced Amount	\$286,609	\$105,523	\$870,594	\$996,167
Savings \$	\$932,000	\$176,111	\$2,119,672	\$1,385,476
% Savings	76%	63%	71%	58%

QualCare Network Provider Penetration Rate	April-23	April-22	2023 April YTD	2022 April YTD
Bill Count	94%	94%	94%	91%
Provider Charges	96%	94%	96%	94%

Exclusive Provider Panel Penetration Rate	April-23	April-22	2023 April YTD	2022 April YTD
Bill Count	95%	95%	96%	92%
Provider Charges	98%	97%	98%	95%

Transitional Duty Summary		2023 April YTD	2022 April YTD
% of Transitional Duty Days Worked		67%	80%
\$ Saved By Accommodating		\$176,405	\$184,581
% of Transitional Duty Days Not Accommodated		33%	20%
Cost Of Days Not Accommodated		\$94,569	\$40,598



**Atlantic County Municipal JIF  
Average Days Report By JIF Member  
(Indemnity, Medical Only and Report Only)  
1/1/2023 - 4/30/2023**

	<b># Of Claims Reported</b>	<b>Average Days Reported To Qual-Lynx</b>	<b>Average Days Reported To Employer</b>
ABSECON CITY	5	5.6	1.0
AVALON BOROUGH	2	1.0	1.0
BRIGANTINE CITY	7	6.0	5.4
BUENA BOROUGH	2	0.0	0.0
CAPE MAY CITY	8	1.8	0.1
COMMERCIAL TOWNSHIP	1	1.0	0.0
DENNIS TOWNSHIP	1	1.0	1.0
DOWNE TOWNSHIP	1	0.0	0.0
EGG HARBOR TOWNSHIP	29	5.0	1.3
FOLSOM BOROUGH	1	0.0	0.0
GALLOWAY TOWNSHIP	16	2.6	0.8
HAMILTON TOWNSHIP	16	1.9	0.4
LONGPORT BOROUGH	1	1.0	0.0
LOWER TOWNSHIP	7	3.6	0.4
MARGATE CITY	5	1.4	0.2
MIDDLE TOWNSHIP	7	1.7	0.0
MILLVILLE CITY	14	38.8	2.1
MULLICA TOWNSHIP	4	16.3	0.0
NORTH WILDWOOD CITY	8	3.0	2.8
NORTHFIELD CITY	3	0.0	0.0
OCEAN CITY	11	4.6	0.2
PLEASANTVILLE CITY	20	3.7	1.5
SEA ISLE CITY	10	3.6	1.1
SOMERS POINT CITY	9	3.2	0.3
STONE HARBOR BOROUGH	6	4.2	1.7
UPPER TOWNSHIP	2	54.0	0.0
VENTNOR CITY	7	4.6	4.6
WATERFORD TOWNSHIP	2	0.0	0.0
WEST CAPE MAY BOROUGH	2	0.5	0.0
WEYMOUTH TOWNSHIP	1	0.0	0.0
WILDWOOD CITY	15	0.9	0.5
WILDWOOD CREST BOROUGH	2	4.0	0.0
WOODBINE BOROUGH	1	4.0	0.0
<b>Grand Total</b>	<b>226</b>	<b>6.0</b>	<b>1.1</b>



**Atlantic County Municipal JIF  
Claims Reported By Claim Type**

**April 2023**

All Claims Reported			
	# Of Claims Reported	Average Days Reported To Qual-Lynx	Average Days Reported To Employer
INDEMNITY	6	1.3	0.5
MEDICAL ONLY	42	7.1	1.1
REPORT ONLY-WC	21	2.3	0.2
<b>Grand Total</b>	<b>69</b>	<b>5.1</b>	<b>0.8</b>
Claims Reported - Not Covid-19			
	# Of Claims Reported	Average Days Reported To Qual-Lynx	Average Days Reported To Employer
INDEMNITY	6	1.3	0.5
MEDICAL ONLY	42	7.1	1.1
REPORT ONLY-WC	21	2.3	0.2
<b>Grand Total</b>	<b>69</b>	<b>5.1</b>	<b>0.8</b>
Covid-19 Claims Reported			
	# Of Claims Reported	Average Days Reported To Qual-Lynx	Average Days Reported To Employer
<b>Grand Total</b>	<b>0</b>		

**1/1/2023 - 4/30/2023**

All Claims Reported			
	# Of Claims Reported	Average Days Reported To Qual-Lynx	Average Days Reported To Employer
INDEMNITY	37	3.3	1.0
MEDICAL ONLY	106	5.5	1.6
Occupational	1	171.0	170.0
REPORT ONLY-WC	83	8.0	0.5
<b>Grand Total</b>	<b>227</b>	<b>6.8</b>	<b>1.9</b>
Claims Reported - Not Covid-19			
	# Of Claims Reported	Average Days Reported To Qual-Lynx	Average Days Reported To Employer
INDEMNITY	35	3.3	1.0
MEDICAL ONLY	105	5.5	1.6
Occupational	1	171.0	170.0
REPORT ONLY-WC	79	7.7	0.4
<b>Grand Total</b>	<b>220</b>	<b>6.7</b>	<b>1.9</b>
Covid-19 Claims Reported			
	# Of Claims Reported	Average Days Reported To Qual-Lynx	Average Days Reported To Employer
INDEMNITY	2	3.0	1.5
MEDICAL ONLY	1	4.0	0.0
REPORT ONLY-WC	4	12.0	2.3
<b>Grand Total</b>	<b>7</b>	<b>8.3</b>	<b>1.7</b>



**Atlantic County Municipal JIF  
Nurse Case Management Report  
April 2023**

**# Of Claims Open to Nurse Case Management**

	Open		Re-Open		GRAND TOTAL
	INDEMNITY	MEDICAL ONLY	INDEMNITY	MEDICAL ONLY	
ABSECON CITY	2	0	0	0	2
AVALON BOROUGH	1	0	0	0	1
BRIGANTINE CITY	3	0	1	0	4
CAPE MAY CITY	2	1	0	0	3
DENNIS TOWNSHIP	1	0	0	0	1
EGG HARBOR TOWNSHIP	10	0	2	0	12
GALLOWAY TOWNSHIP	3	0	0	0	3
HAMILTON TOWNSHIP	5	0	1	0	6
LOWER TOWNSHIP	2	1	1	0	4
MARGATE CITY	0	1	3	0	4
MIDDLE TOWNSHIP	4	0	0	0	4
MILLVILLE CITY	2	1	0	0	3
MULLICA TOWNSHIP	1	0	0	0	1
NORTH WILDWOOD CITY	2	1	0	0	3
NORTHFIELD CITY	2	0	0	0	2
OCEAN CITY	5	1	1	0	7
PLEASANTVILLE CITY	6	0	4	0	10
SEA ISLE CITY	1	1	1	0	3
SOMERS POINT CITY	2	0	0	0	2
STONE HARBOR BOROUGH	1	0	1	0	2
VENTNOR CITY	2	1	0	0	3
WATERFORD TOWNSHIP	1	0	0	0	1
WEST WILDWOOD BOROUGH	2	0	0	0	2
WEYMOUTH TOWNSHIP	1	0	0	0	1
WILDWOOD CITY	2	1	0	0	3
WILDWOOD CREST BOROUGH	1	0	0	0	1
<b>Grand Total</b>	<b>64</b>	<b>9</b>	<b>15</b>	<b>0</b>	<b>88</b>



**Atlantic County Municipal JIF  
PPO Savings Report  
April 2023**

	Bill Count	Provider Charges	Repriced Amount	\$ Savings	% Savings
QualCare PPO	475	\$1,165,849	\$250,794	\$915,055	78%
Negotiated	14	\$42,806	\$26,126	\$16,680	39%
Out Of Network	17	\$9,953	\$9,689	\$265	3%
<b>Grand Total</b>	<b>506</b>	<b>\$1,218,609</b>	<b>\$286,609</b>	<b>\$932,000</b>	<b>76%</b>

	EPO	Negotiated	QualCare PPO	Out Of Network	Grand Total	\$ Savings
Ambulatory Surgical Center	0	0	2	0	2	\$42,985
Anesthesiology	0	5	5	0	10	\$10,022
Behavioral Health	4	4	0	0	8	\$1,003
Durable Medical Equipment	4	3	0	3	10	\$4,994
Emergency Medicine	0	0	0	6	6	\$15
Hospital	0	0	14	0	14	\$159,213
Inpatient Rehabilitation	0	0	2	0	2	\$19,216
Laboratory Services	1	0	0	6	7	\$303
MRI/Radiology	12	0	4	0	16	\$7,221
Neurology	0	0	3	0	3	\$1,995
Neurosurgery	10	0	0	0	10	\$331,823
Occupational Medicine	14	0	0	0	14	\$3,117
Orthopedic Surgery	92	0	0	0	92	\$202,560
Other	0	2	0	2	4	\$13,168
Pain Management	5	0	1	0	6	\$4,392
Physical Medicine & Rehab	3	0	1	0	4	\$5,356
Physical therapy	269	0	0	0	269	\$80,509
Physicians Fees	0	0	3	0	3	\$36,248
Podiatry	5	0	0	0	5	\$1,266
Sports Medicine	6	0	0	0	6	\$3,171
Urgent Care Center	15	0	0	0	15	\$3,424
<b>Grand Total</b>	<b>440</b>	<b>14</b>	<b>35</b>	<b>17</b>	<b>506</b>	<b>\$932,000</b>





**Atlantic County Municipal JIF  
PPO Savings Report  
1/1/2023 - 4/30/2023**

	Bill Count	Provider Charges	Repriced Amount	\$ Savings	% Savings
QualCare PPO	1956	\$2,868,608	\$774,371	\$2,094,237	73%
Negotiated	32	\$56,658	\$38,056	\$18,602	33%
Out Of Network	100	\$65,000	\$58,167	\$6,833	11%
<b>Grand Total</b>	<b>2088</b>	<b>\$2,990,266</b>	<b>\$870,594</b>	<b>\$2,119,672</b>	<b>71%</b>

	EPO	QualCare PPO	Negotiated	Out Of Network	Grand Total	\$ Savings
Ambulatory Surgical Center	0	25	0	0	25	\$242,231
Anesthesiology	0	30	6	4	40	\$34,184
Behavioral Health	13	0	21	10	44	\$4,079
Durable Medical Equipment	15	2	3	15	35	\$13,153
Emergency Medicine	0	1	0	43	44	\$2,000
Hospital	0	61	0	1	62	\$360,446
Inpatient Rehabilitation	3	2	0	0	5	\$22,420
Laboratory Services	4	0	0	13	17	\$1,623
MRI/Radiology	102	28	0	0	130	\$76,731
Neurology	1	4	0	0	5	\$2,228
Neurosurgery	57	1	0	0	58	\$343,738
Occupational Medicine	89		0	0	89	\$16,298
Orthopedic Surgery	288	4	0	0	292	\$562,610
Other	0	1	2	9	12	\$13,201
Pain Management	22	1	0	0	23	\$12,404
Physical Medicine & Rehab	26	1	0	0	27	\$27,587
Physical therapy	1012	1	0	0	1013	\$304,596
Physicians Fees	0	16	0	6	22	\$39,120
Podiatry	17	0	0	0	17	\$11,776
Sports Medicine	27	0	0	0	27	\$10,236
Urgent Care Center	100	0	0	1	101	\$19,011
<b>Grand Total</b>	<b>1776</b>	<b>178</b>	<b>32</b>	<b>102</b>	<b>2088</b>	<b>\$2,119,672</b>

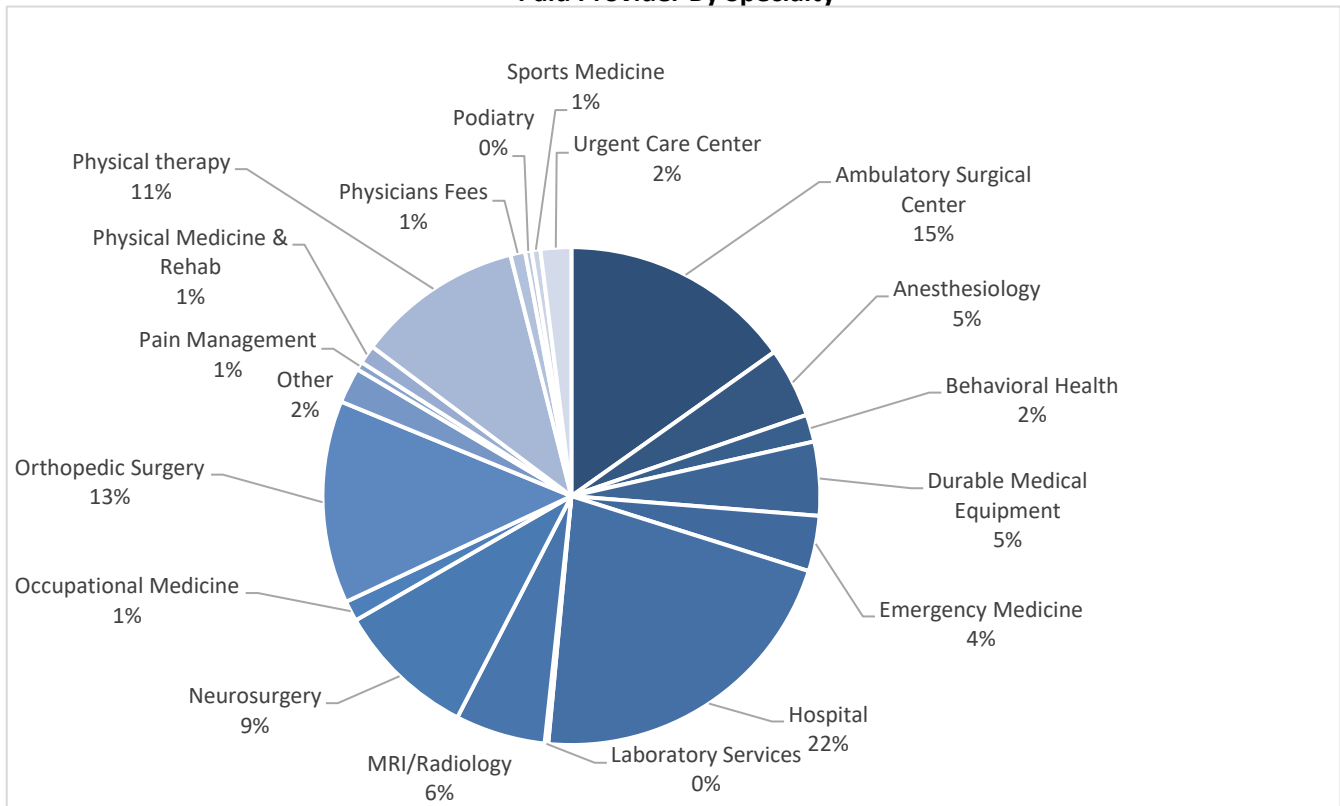


**Atlantic County Municipal JIF  
Top 10 Providers And Paid Provider By Specialty  
1/1/2023 - 4/30/2023**

**Top 10 Providers**

	Repriced Amount
SHORE AMBULATORY SURGICAL CTR, LLC	\$94,915
ORTHONJ, LLC	\$74,645
SHORE MEDICAL CENTER	\$60,805
ATLANTICARE REGIONAL MEDICAL CENTER	\$46,742
ONE CALL CARE DIAGNOSTICS	\$42,441
VIRTUA WEST JERSEY HEALTH INC	\$33,599
TWIN BORO PHYSICAL THERAPY ASSOCIATES PA	\$27,925
COASTAL SPINE, PC.	\$25,778
FERNANDO J. DELASOTTA MD	\$25,775
ROTHMAN ORTHOPAEDICS	\$22,465
<b>Grand Total</b>	<b>\$455,091</b>

**Paid Provider By Specialty**





**Atlantic County Municipal JIF  
Transitional Duty Summary Report  
1/1/2023 - 4/28/2023**

	% Of						
	Transitional Duty Days Available	Transitional Duty Days Worked	Transitional Duty Days Worked	\$ Saved By Accommodating	Transitional Duty Days Not Accommodated	% Of Transitional Duty Days Not Accommodated	Cost Of Days Not Accommodated
NORTHFIELD CITY	49	49	100%	\$3,710	0	0%	\$0
WATERFORD TOWNSHIP	4	4	100%	\$167	0	0%	\$0
SOMERS POINT CITY	38	38	100%	\$5,781	0	0%	\$0
DENNIS TOWNSHIP	19	19	100%	\$795	0	0%	\$0
MILLVILLE CITY	73	73	100%	\$3,056	0	0%	\$0
DOWNE TOWNSHIP	6	6	100%	\$251	0	0%	\$0
PLEASANTVILLE CITY	137	137	100%	\$18,229	0	0%	\$0
LONGPORT BOROUGH	35	35	100%	\$1,465	0	0%	\$0
VENTNOR CITY	74	74	100%	\$11,399	0	0%	\$0
LOWER TOWNSHIP	249	249	100%	\$15,162	0	0%	\$0
AVALON BOROUGH	90	90	100%	\$3,664	0	0%	\$0
MIDDLE TOWNSHIP	97	97	100%	\$6,593	0	0%	\$0
BRIGANTINE CITY	295	276	94%	\$24,551	19	6%	\$2,983
OCEAN CITY	263	232	88%	\$33,066	31	12%	\$3,128
SEA ISLE CITY	253	218	86%	\$24,310	35	14%	\$3,237
EGG HARBOR TOWNSHIP	154	96	62%	\$11,645	58	38%	\$3,842
CAPE MAY CITY	175	62	35%	\$2,519	113	65%	\$7,092
HAMILTON TOWNSHIP	348	66	19%	\$10,041	282	81%	\$37,176
WEYMOUTH TOWNSHIP	10	0	0%	\$0	10	100%	\$981
GALLOWAY TOWNSHIP	128	0	0%	\$0	128	100%	\$18,148
NORTH WILDWOOD CITY	118	0	0%	\$0	118	100%	\$9,534
STONE HARBOR BOROUGH	94	0	0%	\$0	94	100%	\$8,447
<b>Grand Total</b>	<b>2709</b>	<b>1821</b>	<b>67%</b>	<b>\$176,405</b>	<b>888</b>	<b>33%</b>	<b>\$94,569</b>



**Sample Transitional Duty Assignments**  
**April 2023**

<b>Job Title</b>	<b>Injury</b>	<b>TD Assignment</b>
Police Officer	Shoulder Strain	Answer calls and take reports
Street Maintenance	Rotator Cuff Strain	Supervisory position
Police Officer	Cervical & Lumbar Sprain	Working front desk/Answering phones
Water Meter Reader	Cervical Radiculopathy	Driving work truck and running errands
Laborer	Elbow Traumatic Bursitis	Driving only
Police Officer	MCL & Calf Sprain	Paperwork and assist in transporting vehicle to another location
Police Officer	Knee Sprain	Dispatch
Laborer	Groin Strain	Street sweeping and driving coworkers
Police Officer	Cervical & Lumbar Radiculopathy	Computer work in records department. No public contact
Firefighter	Hand/Wrist Fracture	Data entry, field inspections and photo documentation
Police Officer	Finger Laceration with tendon damage	Working on expungements
Police Officer	Long Covid - Adrenal insufficiency	Working in the evidence room
Firefighter	Displaced fracture of 5th metacarpal bone	Working in Fire Prevention
Police Officer	R Shoulder labral tear	Administrative functions such as calling officers for OT or side jobs
Police Officer	Rotator Cuff Tear	Conduct firearms investigations



**Atlantic County Municipal JIF**  
**Prescription Benefit Management Program**  
**1/1/2023 – 3/31/2023**

	January	February	March	Year To Date
<b>Script Count</b>	21	31	21	73
<b>Utilizing Patients Count</b>	12	18	11	29
<b>Billed Amount</b>	\$2,113	\$3,394	\$1,607	\$7,116
<b>Paid Amount</b>	\$626	\$1,791	\$798	\$3,216
<b>Total Savings Amount</b>	\$1,487	\$1,603	\$809	\$3,900
<b>% Savings</b>	70%	47%	50%	55%
<b>Opioid Cost %</b>	25%	7%	54%	22%
<b>Opioid Script %</b>	33%	35%	38%	36%
<b>Generic Utilization %</b>	100%	97%	90%	96%
<b>Cost per Patient</b>	\$52	\$100	\$73	\$111
<b>Cost per Script</b>	\$30	\$58	\$38	\$44



## Managed Care Quick Notes

34 Year Old Police Officer  
Injured November 2022

While running sprints with a police recruit at the Police Academy, claimant felt popping and pulling in the lower back to the leg. He was initially evaluated at Occupational Medicine and referred to an orthopedic specialist to evaluate a low back strain and sciatica. The orthopedic doctor did x-rays and found degeneration at the L5-S1 region. The claimant had prior surgery at those levels. Physical therapy was started and the claimant's condition did show improvement. In early December he was returned to modified duty and was returned to full duty the end of December. Physical therapy provided minimal relief and a home exercise program was recommended. The claimant returned to full duty in January 2023 although back pain and spasms persisted. An MRI was ordered and showed some post-op changes. Pain management injections were recommended. Bilateral facet injections were performed and did provide relief. A second opinion was scheduled with a neurosurgeon. The neurosurgeon agreed with the injections and the claimant continued to work full duty. The claimant is feeling good after the injections. He does not wish to follow up with the neurosurgeon as he does not feel it is necessary. The claimant will follow up with pain management and MMI is anticipated.

The NCM maintained close communication with the treating providers and the claimant. The claimant has been receptive to the treatment provided. He was returned to transitional duty quickly which kept him connected to his job and he quickly progressed to full duty.



**DATE:** May 07,2023

**TO:** The Members of the Executive Board of the Atlantic County Municipal JIF

**FROM:** Christopher J. Winter L/E Risk Management Consultant

**RE:** ACM Activities (April)

**1. Policy/Procedures:** Policy and Procedure requests have been received and will be forwarded to requesting agencies that will contain current L/E best practices, NJ AG Guideline and L/E Accreditation requirements.

**2. Agency Visits:**

Additional Agency Visits are being scheduled.

**3. Training:** Training classes are being considered and / or prepared in the following areas and will be announced in the near future to the agencies and Fund Commissioners:

- (1) Report Writing (*Scheduled date pending approval of Academy classroom*).
- (2) Advanced Skills and Strategies for Resiliency Officers

**4. Law Enforcement Bulletins / Newsletters:** See Bulletin 23-03 attached.



## 5. Meetings Attended:

L/E Consultant Meeting	04/14/2023
ACM Executive Claim Meeting	04/13/2023
ACM Executive Meeting	04/19/2023

Respectfully Submitted,

Christopher J. Winter Sr. CPM  
Law Enforcement Risk Management Consultant  
ACM, BURLCO, and TRICO JIF  
609-780-4769  
[chriswinter1429@gmail.com](mailto:chriswinter1429@gmail.com)



**TO:** All ACM JIF Police Departments

**FROM:** Christopher J. Winter, L/E Risk Management Consultant

**DATE:** April 30, 2023

**SUBJECT:** Acenda Inc. Mental Health Service Provider / Cooperative Outreach Police Exchange Program.

**L/E Bulletin:** 23-03

**DISCUSSION:** The following information was brought to the attention of the JIF Executive Director and reviewed by the Fund Professionals including the Fund Solicitor.

Acenda Inc. which is a Mental Health Service Provider, has established a Police Exchange Program to provide joint participation in the Cooperative Outreach Police Exchange (COPE) aka: the Program”) to enhance and support law enforcement and their response to certain behavioral health crisis calls, within the guidelines mutually understood by both parties and agreed upon. To date, it appears three (3) Police Departments in the Gloucester County region have agreed to a “Pilot Program” that ends on or about September of 2023.

Based on the above-mentioned information, the following recommendations are provided to municipalities and police departments as it relates to personnel involved, the Memorandum of Understanding (MOU), implementation and certain personnel restrictions pertaining to the civilian personnel utilized by Acenda Inc.

- ❖ MOU information: The particular document should be completed and agreed upon by the Municipality as the Police Departments are NOT an entity that can enter into such an agreement.
- ❖ All agreements should be approved by Resolution of the Governing Body of the Municipality.
- ❖ The program information should be reviewed by the Chief of Police and the Municipal Solicitor.

- ❖ Behavioral Health Crisis Calls are to be handled as emergency “Calls for Service” received by the jurisdictional 911 system or by the MHSP which involve:
  - Behavioral/Mental Health;
  - Confused/Disoriented person;
  - Welfare Check;
  - Suicide; and
  - Other categories the Chief of Police deems appropriately related to behavioral health identified during the agreed Program.
  - **An agency policy** should be prepared and provided for personnel guidance that includes appropriate definitions for understanding by all involved.
  - Consider methods of travel by civilian personnel.
  - Attire to be worn by all involved. Ex: Sworn personnel, uniform or non-uniform; business attire for civilian personnel.
  - “On scene” involvement and limitations.
  - Frequency as to when the program will be implemented based on the volume of behavioral health crisis calls for service as determined by the Chief of Police and Acenda personnel.
  - Data Collection and Evaluation.
  - Police Department Responsibilities
  - Mental Health Service Provider Responsibilities.
  - Program Funding
  - Liabilities of all involved, Duration, Withdrawal and Termination



guidelines.

- ❖ Based on the outlined information, if any agency has further inquiries with this type of program you are recommended to contact your Municipal Solicitor or the JIF Solicitor ( Mr. DeWeese), for further information with this type of program.

Disclaimer: The materials provided in this correspondence are for general informational and educational purposes only and are not intended to be and should not be considered legal advice or opinions. Prior to making any policy or rule changes, seek the advice of your municipal attorney or County Prosecutor.



## Questions about employment issues? Call the New MEL Employment Practices Helpline

The MEL Safety Institute is pleased to announce the establishment of a NEW MEL Employment Practices Helpline (EPL), a dedicated resource to guide members on employment related issues.

The MEL EPL Helpline is staffed by attorneys that specialize in New Jersey employment law and understand the MEL JIF system. The three law firms staffing the EPL Helpline are affiliated with local Joint Insurance Funds (JIFs).

**Who can use the EPL Helpline?** MEL member municipalities will select and approve two individuals to use the helpline.

**What hours is the EPL Helpline available?** The helpline will be staffed during normal business hours, 9 a.m. – 5 p.m. Voicemail can be left afterhours for a callback.

**What kinds of issues can be addressed?** Any employment related topics or policies and procedures related to issues such as:

- Hiring
- Termination
- Harassment
- Discrimination
- Promotion/Demotion
- And more...

**What are the MEL EPL Helpline numbers?** MEL members can choose to call any of the MEL EPL Helpline firms listed below.

**MEL EPL HELPLINE:**  
**732-583-7474**

Jodi Howlett  
Cleary Giacobbe Alfieri Jacobs LLC  
955 State Route 34, Suite 200  
Matawan, NJ 07747955

**MEL EPL HELPLINE:**  
**609-522-5599**

David S. DeWeese  
The DeWeese Law Firm  
3200 Pacific Avenue  
Wildwood, New Jersey 08260

**MEL EPL HELPLINE:**  
**973-334-1900**

Fred Semrau  
Dorsey & Semrau  
714 Main Street  
Boonton, NJ 07005

**What happens after the call?** The attorney will provide the member with transcript of the call that includes recommendations. If the issue is beyond the scope of the MEL EPL Helpline the attorney will provide direction to the member on where to get appropriate assistance. All calls are confidential.



**MEL EPL Helpline**  
**Authorized Contact Person(s)**

TOWN	AUTHORIZED CONTACT PERSON	ADDITIONAL CONTACT PERSON(s)
Absecon City	Jessica Thompson	N/A
Avalon Borough	Scott Wahl	James Waldron
Brigantine City	Mollye O'Neill	James Bennett
Buena Borough	David Zappariello, Mayor	Maryann Coraluzzo
Cape May City	Michael Voll	Erin Burke
Cape May Point Borough	Ed Grant	Elaine Wallace
Commercial Township	Heather Sparks	Pam Humphries
Corbin City	Wayne Smith	LaVerne Kirn
Deerfield Township	Dawn Marie Bascelli	Karen Seifrit
Dennis Township	Jessica Bishop, CFO	Jacqueline Justice
Downe Township	Rebecca Bertram	N/A
Egg Harbor Township	Donna Markulic	Tom D'Intino
Estell Manor City	Nelson Dilg	N/A
Folsom Borough	Patricia Gatto	Greg Schenker, Mayor
Galloway Township	Christian Johansen	Cyndi Spinelli
Hamilton Township	Christine Wilsen	N/A
Linwood City	Leigh Ann Napoli, Clerk	N/A
Longport Borough	A. Scott Porter	Jenna Kelly/CFO
Lower Township	Mike Laffey	Julie Picard, Asst Clerk
Margate City	Kenneth Mosca	Lisa McLaughlin
Middle Township	Varvara Keun	Suzanne Schumann
Millville City	N/A	Pam Shaprio
Mullica Township	Ralph Condo	Dawn Stollenwerk, CFO
Newfield Borough	Don Sullivan	Toni Van Camp, Clerk/Administrator
Northfield City	Mary Canesi	Dawn Stollenwerk, CFO
North Wildwood City	Jennifer VanSant	Nicholas Long
Ocean City	Elizabeth Woods, HR Dir.	N/A
Pleasantville City	Linda Peyton, Administrator	James Williams, Chief
Sea Isle City	George Savastano, Administrator	Kellie Seib

**Atlantic County Municipal Joint Insurance Fund**

P.O. Box 488, Marlton, New Jersey 08053 · P: 856-446-9100 · F: 856-446-9149 · [www.acmjif.org](http://www.acmjif.org)

**MEL EPL Helpline  
Authorized Contact Person(s)**

TOWN	AUTHORIZED CONTACT PERSON	ADDITIONAL CONTACT PERSON(s)
Somers Point City	Jason Frost	Lucy Samuelson
Stone Harbor Borough		N/A
Upper Deerfield Township	Roy Spoltore, Clerk	Amy Colaneri
Upper Township	Rhonda Sharp	Gary DeMarzo
Ventnor City	Lisa Hand	James Goos
Waterford Township	Thomas Giangliulo, Jr.	Michael Dougherty
West Cape May Borough	Lauren Vitelli	Theresa Enteador
West Wildwood Borough	Donna Frederick, Clerk	Carl O'Hala
Weymouth Township	Dorothy-Jo Ayres	Kenneth Haeser
Wildwood City	Hope Pinto	Carl Groon
Wildwood Crest Borough	Connie Mahon	Francine Springer
Woodbine Borough	Alex Bauer	William Pikolycky

**Atlantic County Municipal Joint Insurance Fund**

P.O. Box 488, Marlton, New Jersey 08053 · P: 856-446-9100 · F: 856-446-9149 · [www.acmjif.org](http://www.acmjif.org)

## **ATLANTIC COUNTY MUNICIPAL JOINT INSURANCE FUND WELLNESS DIRECTOR'S REPORT**

To: Municipal Fund Commissioners, Safety Coordinators, and Risk Managers  
From: Jordan Simone, ACM JIF Wellness Director  
Date: May 17th, 2023 - Zoom  
Contact Information: jsimonewellness@gmail.com (609) 435-0708

### **ACMJIF Wellness Initiatives - May Updates**

#### **Wellness Advisory Committee Meeting**

The second meeting for 2023 will be held on May 16th at 9:30a via Zoom.

#### **Wellness Webinars**

I will be hosting two webinars (via Zoom) on wellness related topics throughout this year.

- Decoding the Nutrition Label: June 20th at 10:00am
- Intro to Mindfulness: November 14th at 10:00am

#### **2023 JIF Approved Wellness Items & Activities**

Please refer to this handout when purchasing items with your wellness funds. This has been updated for 2023 and can also be found on the JIF website under the Wellenss section. Feel free to contact me with any questions about applicable items.

#### **Member Municipality Vists**

In order to prioritize the planning and organization of wellness activities early in the year, I will be reaching out to municipalities over the course of the next few months to schedule my attendance at your 2023 safety meetings. I will be providing Paul Forlenza and Kamini Patel with a quarterly list of scheduled and completed visits along with any applicable notes.

#### **New Resources**

- *Medical Essentials Diagnostics - Save My Life Program*
  - A group of board-certified cardiologists and pulmonologists whose goal is to provide care that is tailored to meet the specific needs of firefighters, police officers, emergency responders, as well as educators, county, municipal, and administrative workers. They provide the annually recommended checkups and testing needed to ensure you are in the best shape possible to serve your community.
  - <https://www.medicalessentialdiagnostics.com/the-program>

**Quarter Two: In Good Health Newsletter - Exercise & Movement**

- Bodyweight Exercises: 3 Ways to Get Stronger & Build Muscle Without Weights
- Pilates vs. Yoga: How They Differ and Which One is Right for You
- Benefits of Resistance Training
- The Mind-Body Connection: How Exercise Impacts Your Brain and Mental Health
- Exercise and Aging: How Staying Active Can Help You Live a Longer, Healthier Life
- The Power of Habit: How to Build Consistency and Make Exercise a Part of Your Lifestyle
- How to Fit Exercise into a Busy Schedule: Tips for Incorporating Movement into Your Day

**May Handout:** Healthy Lifestyle Changes to Lower Blood Pressure (pdf)



# Lifestyle Changes to Lower Your Blood Pressure

Lifestyle changes such as eating better and moving more can reduce your blood pressure, which can lower your risk of heart attack and stroke. When making changes, start slowly and take it one step at a time. You may have to try more than once—but don't give up. Get support when you need it.

## 1. Eat in a Heart-Healthy Way

A healthy eating plan can protect you from developing high blood pressure and lower your blood pressure if it's too high. Talk to your healthcare team about the Dietary Approaches to Stop Hypertension (DASH) plan or other eating plans that would be best for you.

### Eat More:

Fresh fruits, vegetables and whole grains

Beans, lentils, tofu, fish and chicken

Home-cooked meals

### Eat Less:

Processed foods such as snack foods, pastries and lunch meats

High-fat meats such as sausage, bacon and beef

Fast foods and premade meals

## 2. Eat Less Sodium

Too much sodium (salt) can increase your blood pressure. Most of the sodium we eat comes from restaurant meals or processed food. Any decrease in sodium can be helpful, but if you have high blood pressure, try to eat less than 1,500 mg of sodium a day.

- Eat fewer restaurant meals and processed foods.
- Buy low-sodium foods such as soups, vegetables and beans.
- When cooking, use herbs, spices, lemon or vinegar instead of salt.

## 3. Move Your Body More

Moving your body can help lower your blood pressure. Check with your healthcare team before starting a new exercise routine. If you can, get support from an exercise professional. Work toward a goal of being active at least 150 minutes (2 hours and 30 minutes) a week.

- The first step is to sit less. Take regular activity breaks about every 30 minutes when sitting. Get up and move when watching TV, working or reading.
- Then increase your daily activities. Try gardening, housework, taking the stairs, walking to the store, or parking farther away from where you are going.
- Next, step it up with a regular physical activity routine. Try walking, going to a gym or joining exercise classes. Do a mix of aerobic and resistance exercise.



### Sutter Resources

- Talk to your healthcare team about support and resources for lifestyle changes.
- Go to [sutterhealth.org](https://sutterhealth.org) to learn more about high blood pressure. Find local resources by going to [sutterhealth.org/classes-events](https://sutterhealth.org/classes-events) and selecting topics such as: Fitness, Heart Health, Mental Health, Nutrition, Sleep or Weight Management.

### What Are Processed Foods?

Processed foods are generally any packaged food with a nutrition label. Many are high in unhealthy fats, salt (sodium) and sugar. These include snack foods, frozen meals and processed meats. Choose options lower in saturated fat, sodium and added sugars. Avoid foods with partially hydrogenated oils.

## 4. Manage Your Weight

If you are overweight, even a small weight loss can improve your blood pressure. Include your family and friends as support. Be easy on yourself and keep trying!

- To get started, ask your healthcare team for resources, join a weight-loss program, or meet with a registered dietitian or coach.
- Follow tips for eating heart-healthy foods. Make sure you are eating the right portions of food to manage your weight—not more than you need.
- If you're at risk for diabetes, you may be eligible for the National Diabetes Prevention Program, which can lower blood pressure as well as prevent diabetes. Ask your healthcare team or insurance carrier about programs near you.

## 5. Limit Alcohol

Drinking too much alcohol can raise your blood pressure. Don't have more than two standard alcoholic drinks a day for men up to age 65, or one standard alcoholic drink for women and anyone over age 65.

A standard drink is:

- 12 ounces of regular beer
- 5 ounces of wine
- 1.5 ounces of hard alcohol (such as vodka or rum)

### Quick Tip

Some people can reduce or stop their blood pressure medication after they've made lifestyle changes. However, it's important to continue taking your medication as recommended until you have discussed it with your doctor or healthcare team.

## 6. Manage Stress

Some stress is a realistic part of life, so it's important to learn ways to manage it. Taking steps to manage stress is good for your overall health.

- Try deep breathing exercises, yoga, mindfulness-based stress reduction, tai chi, meditation, or expressing gratitude and joy.
- Get support. If you feel like your stress level is high, try talking to a counselor, therapist, clergy member or someone from your healthcare team.

## 7. Get Restful Sleep

Poor sleep quality is linked to an increased risk of high blood pressure. Improving your sleep can improve your mood, stress and health.

- Aim for seven to nine hours per night.
- Try going to sleep and waking up at the same time every day. Keep your bedroom dark, cool and quiet. Avoid looking at phones or screens that give off light at least one hour before bed.
- If you are not sleeping well and this doesn't improve, talk to your healthcare team.

## 8. Stop Using Tobacco

Quitting tobacco can lower your blood pressure and prevent heart disease. Call 800-No-Butts or visit [nobutts.org](http://nobutts.org). For help, try the California Smokers' Helpline.

### Additional Resources

- [heart.org](http://heart.org)  
The American Heart Association offers credible information on high blood pressure and tips for heart health.
- [health.gov/moveyourway](http://health.gov/moveyourway)  
The U.S. Department of Health and Human Services offers expert advice and tips for physical activity.

## **Claims Review Committee Charter**

The Atlantic County Municipal Joint Insurance Fund (ACM JIF) Executive Committee hereby constitutes and establishes a Claims Review Committee:

### **Composition**

1. Members of the Committee shall be appointed by the Chair and shall serve at the pleasure of the Chair.
2. A member of the Executive Committee shall serve on the Claims Review Committee.
3. Serving on the Committee shall be the Fund Attorney, the Fund Claims Administrator and a representative from the Administrator's office.
4. Risk Management Consultants may serve as deemed appropriate by the Executive Committee Chair.

### **Authority and Responsibility**

The Claims Review Committee is to serve as the focal point for communication between the Claims Administrator and the Fund Commissioners. The Committee will also review all Payment Authorization Requests (PARs) and review litigation strategies with the Fund's Attorney. The Claims Review Committee shall advise the Executive Committee regarding claims administration and payments.

### **Claims Review Committee Bylaws**

The Claims Review Committee of the ACM JIF was established by charter approved by motion of the JIF's Executive Committee on April 19, 1995. The Committee's operational guidelines are set down herein and may be amended by majority vote of the Executive Committee.

### **Meetings**

The Committee is to meet on a monthly basis or as many times per year as the Committee Chair deems necessary.

### **Attendance**

Members of the Committee are to be present at all meetings. As necessary or desirable, the Chair may request that other Fund Commissioners, Fund Professionals or consultants attend to participate in discussions of particular issues.

A representative of the Administrator's office shall attend all meetings and shall serve as staff to the Claims Review Committee.

### **Minutes**

Minutes of each meeting are to be prepared and approved by the Committee members and provided to the Executive Committee.

## Specific Duties

The Claims Review Committee is to:

- (1) Report to the Executive Committee on the progress of claims whose payments exceed the maximum amount the certifying and approving officer may approve pursuant to N.J.A.C. 11:15-2.22 as established in Section 11 of the ACMJIF Plan of Risk Management as presented in Payment Authorization Requests (PARs) and on the progress of claims in litigation.
- (2) Identify long range claims administration issues which need to be discussed, acted upon, and eventually implemented in order to ensure the viability, growth, and integrity of the JIF.
- (3) Recommend to the Executive Committee the retention or replacement of claims administration vendors and/or attorneys and provide a written summary of the basis of such recommendations.
- (4) Apprise the Executive Committee, through minutes and special presentations as necessary, of significant developments in the course of performing the above duties.
- (5) Report at least annually to the Executive Committee on the discharge of the above responsibilities.
- (6) Evaluate the performance of the Fund Professionals under the jurisdiction of the Claims Review Committee including the Claims Administrator, Managed Care Provider, Subrogation Attorney and/or any other Fund Professional requested by the Executive Committee.
- (7) Perform additional duties as assigned by the Executive Committee related to this Charter and the discharge of duties as assigned above.

## **Safety Committee Charter**

The Atlantic County Municipal Joint Insurance Fund (ACMJIF) Executive Committee hereby constitutes and establishes a Safety Committee:

### **Composition**

1. Members of the Committee shall be appointed by the Chair and shall serve at the pleasure of the Chair.
2. A member of the Executive Committee shall serve on the Safety Committee.
3. Serving on the Committee shall be the Fund Safety Director, Wellness Director, and a representative from the Administrator's office.
4. Risk Management Consultants may serve as deemed appropriate by the Executive Committee Chair.

### **Authority and Responsibility**

The Safety Committee is to serve as a focal point for communication between the ACMJIF, the Executive Director/Administrator, the Safety Director, and member municipalities. The Safety Committee shall also serve as a focal point for communication between the ACMJIF, the Executive Director/Administrator, the Wellness Director, and member municipalities. The function of the Committee is advisory in nature and is not intended to infringe upon the responsibility of the Safety Director, Wellness Director, or employees of member towns. The Safety Committee shall advise the Executive Committee on safety and wellness related policies, performance of municipalities in terms of safety and wellness, and of the individual firms responsible for reporting on same. The Safety Committee shall also work with the Executive Director, Wellness Director, and the Safety Director in attempting to identify services that may be provided by the Joint Insurance Fund to member municipalities in order to reduce the risks of accidents to member employees and volunteers and improve the overall health and wellness of member employees and volunteers to reduce the risk of accidents and decrease the severity of injuries associated with those accidents..

### **Safety Committee Bylaws**

The Safety Committee of the ACMJIF was established by charter approved by motion of the JIF's Executive Committee on April 19, 1995. The Committee's operational guidelines are set down herein and may be amended by majority vote of the Executive Committee.

### **Meetings**

The Committee is to meet as many times per year as the Committee Chair deems necessary, but no less than quarterly, at the discretion of the Chair.

### **Attendance**

Members of the Committee shall be present at all meetings. As necessary or desirable, the Chair may request that other Fund Commissioners, Fund Professionals or consultants attend to participate in discussions of particular issues.

A representative of the Administrator's, Wellness, and Safety Director's office shall attend all meetings and shall serve as staff to the Safety Committee.

### **Minutes**

Minutes of each meeting are to be prepared and approved by the Safety Committee members and provided to the Executive Committee.

### **Specific Duties**

The Safety Committee is to:

- (1) Develop with the Executive Director and the Safety Director on-going and annual safety programs, which shall provide for the planning, organization, control and leadership of the JIF's directed safety efforts.
- (2) Develop with the Executive Director and the Wellness Director on-going wellness programs that shall provide for the planning, organization, control, and leadership of the JIF's directed wellness efforts.
- (3) Identify and analyze loss exposures and claims information for the JIF as a whole and for individual members to determine where resources should be directed to reduce claims.
- (4) Examine alternative risk techniques to determine the most efficient method for reducing the risk of loss.
- (5) Recommend to the Executive Committee any appropriate expenditures on programs or services which, in the opinion of the Committee, will likely result in long-term savings for the JIF.
- (6) Implement, monitor and evaluate all safety and wellness programs, services and vendors.
- (7) Recommend to the Executive Committee the retention or replacement of safety and/or wellness vendors and provide a written summary of the basis of such recommendations.
- (8) Apprise the Executive Committee, through minutes and special presentations as necessary, of significant developments in the course of performing the above duties.
- (9) Report at least annually to the Executive Committee on the discharge of the above responsibilities.
- (10) Evaluate the performance of the Fund Professionals under the jurisdiction of the Safety Committee including the Safety Director, Wellness Director, Police Law Enforcement Consultant and/or any other Fund Professional requested by the Executive Committee.
- (11) Perform additional duties as assigned by the Executive Committee related to this Charter and the discharge of duties as assigned above.





To: Fund Commissioners

From: Paul A. Forlenza, MGA, RMC, Executive Director

Date: May 17, 2023

Re: **Executive Director's Report**

---

**A. Lost Time Accident Frequency Report (pgs.47-48 )**

The March 2023 Lost Time Accident Frequency Summary and the Statewide Recap for March 2023 are attached for your review.

**B. Certificates of Insurance (pgs. 49-50)**

A summary of the Certificates of Insurance issued during April 2023 are attached for your review.

**C. Financial Fast Track Report (pg. 51)**

The Financial Fast Track Reports as of March 31, 2023 are attached for your review. The report is generated by PERMA and provides a “snapshot” of the JIF’s financial status. The JIF’s surplus position as of March 31, 2023 was **\$13,874,885**

**D. Regulatory Filing Checklists (pgs. 52-53)**

Enclosed please find two regulatory filing checklists that we provide each month as part of our due diligence reporting on behalf of the JIF. These checklists provide an outline of required reporting to the Departments of Banking and Insurance and Community Affairs on an annual and a monthly basis, and the status of the items listed.

**E. 2022 Safety Incentive Program Awards (pg. 54)**

A letter from our office describing how to collect your 2022 Safety Award Money was emailed out to all members on or about April 5, 2023. If you have any questions on how to collect your 2022 Safety Incentive Program Awards, please contact our office. **Please note that the deadline to claim or encumber these funds was December 31, 2023. All encumbered funds had to be claimed by February 1, 2024.**

**F. 2023 Optional Safety Budget (pg. 55)**

A consolidated announcement letter including instructions on how to collect your 2023 Optional Safety Allowance was emailed to all members on or about February 13, 2023. If you have any questions on how to collect your 2023 Optional Safety Budget allowance, please contact our office **Please note that the deadline to claim or encumber these funds is December 31, 2023. All encumbered funds have to be claimed by February 1, 2024.**

**G. 2023 Wellness Incentive Program Allowance (pg. 56)**

A consolidated announcement letter including instructions on how to collect your 2023. Wellness Incentive Program Allowance was emailed to all members on or about February 13, 2023. If you have any questions on how to collect your 2023 Wellness Incentive Program Allowance, please contact our

office. **Please note that the deadline to claim or encumber these funds is December 31, 2023. All encumbered funds have to be claimed by February 1, 2024.**

**H. 2023 EPL/Cyber Risk Management Budget (pg. 57)**

A consolidated announcement letter including instructions on how to collect your 2023 EPL/Cyber Risk Management Allowance was emailed to all members on or about February 13, 2023. If you have any questions on how to collect your 2023 EPL/Cyber Risk Management Allowance, please contact our office. **Please note that the deadline to claim or encumber these funds is December 31, 2023. All encumbered funds have to be claimed by February 1, 2024.**

**I. Employment Practices Liability Compliance (pg. 58)**

A report regarding each member's compliance status with the MEL EPL/POL Risk Management Plan is attached for your review. Each member should review this report carefully to insure its accuracy. If you believe the report to be inaccurate regarding your town, please contact PERMA directly.

**J. Statutory Bond Status (pgs. 59-61)**

The latest listing of Statutory Bonds issued by the MEL for JIF members is included for your review. This list should be reviewed for accuracy. Please note that these bonds are written for the individual NOT the position to be bond. All applicants for a bond must complete an underwriting application and submit it to the Fund Underwriter for approval. Any questions on the status of an application or a bond listed on the report should be directed to Jonathon Tavares at 856-614-4493 or [jtavares@connerstrong.com](mailto:jtavares@connerstrong.com).

**K. Skateboard Park Approval Status (pg. 62)**

Enclosed, please find a spreadsheet depicting the current status of all approved skateboard parks or those currently under construction by a member municipality. The MEL has established a process, outlined in MEL Coverage Bulletin **2023-06**, which must be followed by all members who wish to construct a skateboard park and have the Atlantic JIF and MEL provide said facility with coverage. Any member with a park currently under construction or in the review process should review the enclosed spreadsheet to be sure that it accurately depicts the status of your facility. All members considering construction of a skateboard park should contact the Executive Director's office prior to moving forward.

**L. Capehart & Scatchard Updates**

There are no updates at this time.

**M. Monthly Activity Calendars (pgs. 63-64)**

Attached for your review is the monthly activity calendar for the months of May/June

**N. Elected Officials Training (pg. 65)**

This year, the Elected Officials Training is being conducted online through the MEL Safety Institute. Utilizing the MEL Safety Institute will allow all Elected Officials to complete this training at their convenience and is approximately 30 minutes long. The MEL will reduce each member's 2023 MEL Assessment by \$250 for each municipal elected official who attends one of the training sessions by May 1, 2023. This credit will also be extended to the member's CEO (i.e. Municipal Manager or Administrator) again this year. The total credit is limited to 5% of a member's 2023 MEL Assessment. Due to an update to the MSI platform, revised instructions on how to enroll and complete the training was sent to all members on May 9, 2023. In addition, the deadline to complete the training was extended to May 31, 2023. Approximately once a week a report indicating who has completed the Elected Officials Training is posted to the JIF website for your reference. If you have



any questions, or need assistance with the training, please contact the MSI Helpline at 866-661-5120.

**O. Managerial & Supervisory Training**

In 2023, the ACM JIF, in conjunction with the BURLCO and TRICO JIFs, will be sponsoring Managers & Supervisor's Employment Liability Training sessions. These trainings will be presented by Armando Riccio, Esq., via Zoom conferencing. Participation by your managers & supervisors in this training is required for compliance with the 2024-2025 MEL EPL Plan of Risk Management. Additional information will be forthcoming.

**P. Police Command Staff Training**

The ACM JIF, in conjunction with the BURLCO and TRICO JIFs, will be sponsoring Police Command Staff training in June. Completion of this training by the members of your Police Department's Command Staff is a required element for compliance with the MEL's 2024-2025 Employment Practices Liability Plan of Risk Management. Additional information will be forthcoming.

**Q. Land Use Training Certification (pg. 66)**

Attached for your review is a list of members that have provided a certification to the Fund Underwriter indicating that at least some of their Board Members have completed the Optional Land Use Training Program. Land Use Board members that complete the training program will be eligible for enhanced coverage should they be personally named in a Land Use claim. Please note that only these Board members that have completed the training are eligible for the enhanced coverage. If you would like additional copies of the Land Use Liability Training Booklets, please contact the Executive Director's office. If you have any questions regarding the individuals that have completed the training, please do not hesitate to contact Jonathon Tavares at 856-614-4493 or [jtavares@connerstrong.com](mailto:jtavares@connerstrong.com).

**R. Financial Disclosure Statement Filing**

The Division of Local Government Services utilizes an "on line" process for completion and submission of Financial Disclosure forms. Each Fund Commissioner has a unique PIN # for which to file for their position of Fund Commissioner with the JIF and newly appointed Fund Commissioners receive their Filing PIN # from our office once we are notified of their appointment. An email was sent to all Fund Commissioners on April 17, 2023 along with LFN 2023-08 stating the Financial Annual Filing platform was open for filing and the deadline to file without penalty was April 30, 2023. Additional email reminders were sent to those whose status in our system indicated they had not filed on April 26 and again on April 28, 2023. If you have confirmation of your filing, please be sure to keep it should the Executive Directors office receive notice of non-filer status.

**S. Special Law Enforcement Officer Training (pg. 67)**

The Annual SLEO Training will be provided in two (2) sessions; one on May 24, 2023 at Cape May Police Academy County Complex and another on May 25, 2023 at Atlantic County Policy Academy. Both sessions run from 6:00-10:00pm. Kris Kristie sent an invitation with registration information to all Clerks, Fund Commissioners, and RMCs on March 27, 2023.

**T. Membership Renewal Visits**

Beginning this month, a Representative from the Executive Director's office will contact those members up for renewal this year to schedule an appointment with the Fund Commissioner, Risk Management Consultant, and Representatives of the Governing Body. These appointments are an opportunity to discuss the member's participation in the JIF and the many programs available to them. The Executive Director's office believes it is very important for the decision makers in each

member municipality to understand the value of JIF membership. Those members up for Renewal are: City of Absecon, Cape May City, Cape May Point, Corbin City, Deerfield Township, Egg Harbor Township, Estell Manor City, Folsom Borough, Linwood City, Mullica Township, Ocean City, Upper Township, West Wildwood Borough, Weymouth Township and Wildwood City.

**U. Website ([www.acmjif.org](http://www.acmjif.org))**

Please take a moment to explore the website, which contains a plethora of information in an easy to read format and navigate site. If you have any questions, comments, or feedback, please contact Megan Matro at 856-446-9141 or [Megan\\_Matro@rpadmin.com](mailto:Megan_Matro@rpadmin.com).

**V. New Member Activity**

Nothing to report

**Atlantic County Municipal JIF JOINT INSURANCE FUND**  
**2023 LOST TIME ACCIDENT FREQUENCY EXCLUDING SIR MEMBERS/ EXCLUDING COVID CLAIMS**

DATA VALUED AS OF March 31, 2023

MEMBER_ID	MEMBER	# CLAIMS ** FOR * 3/31/2023	Y.T.D. LOST TIME ACCIDENTS	2023 LOST TIME FREQUENCY	2022 LOST TIME FREQUENCY	2021 LOST TIME FREQUENCY	MEMBER	TOTAL RATE 2023 - 2021
1	1 Avalon Borough	0	0	0.00	1.70	0.55	1 Avalon Borough	1.00
2	3 Buena Borough	0	0	0.00	0.00	0.00	2 Buena Borough	0.00
3	6 Commercial Township	0	0	0.00	3.08	2.78	3 Commercial Township	2.59
4	7 Deerfield Township	0	0	0.00	0.00	2.44	4 Deerfield Township	1.09
5	8 Dennis Township	0	0	0.00	0.00	0.00	5 Dennis Township	0.00
6	11 Estell Manor City	0	0	0.00	0.00	0.00	6 Estell Manor City	0.00
7	12 Folsom Borough	0	0	0.00	0.00	0.00	7 Folsom Borough	0.00
8	16 Longport Borough	0	0	0.00	0.00	0.00	8 Longport Borough	0.00
9	17 Lower Township	0	0	0.00	2.74	3.67	9 Lower Township	2.83
10	19 Millville City	0	0	0.00	1.81	13.31	10 Millville City	6.51
11	20 Mullica Township	0	0	0.00	0.00	1.39	11 Mullica Township	0.63
12	21 Newfield Borough	0	0	0.00	0.00	0.00	12 Newfield Borough	0.00
13	22 North Wildwood City	0	0	0.00	1.08	0.00	13 North Wildwood City	0.45
14	24 Ocean City	0	0	0.00	1.90	1.22	14 Ocean City	1.39
15	25 Pleasantville City	0	0	0.00	7.24	12.97	15 Pleasantville City	9.03
16	27 Somers Point City	0	0	0.00	2.96	2.88	16 Somers Point City	2.61
17	29 Upper Deerfield Township	0	0	0.00	0.00	1.13	17 Upper Deerfield Township	0.52
18	31 Waterford Township	0	0	0.00	2.16	1.12	18 Waterford Township	1.47
19	32 West Cape May Borough	0	0	0.00	0.00	0.00	19 West Cape May Borough	0.00
20	33 West Wildwood Borough	0	0	0.00	7.69	0.00	20 West Wildwood Borough	3.30
21	35 Wildwood Crest Borough	0	0	0.00	0.46	2.63	21 Wildwood Crest Borough	1.39
22	36 Woodbine Borough	0	0	0.00	4.00	0.00	22 Woodbine Borough	1.71
23	375 Upper Township	0	0	0.00	0.71	6.43	23 Upper Township	3.21
24	376 Corbin City	0	0	0.00	0.00	0.00	24 Corbin City	0.00
25	377 Cape May Point Borough	0	0	0.00	0.00	0.00	25 Cape May Point Borough	0.00
26	465 Linwood City	0	0	0.00	0.00	5.44	26 Linwood City	2.38
27	475 Wildwood City	0	0	0.00	1.47	3.52	27 Wildwood City	2.29
28	530 Margate City	0	0	0.00	0.88	0.73	28 Margate City	0.72
29	569 Absecon City	0	0	0.00	0.00	5.88	29 Absecon City	2.67
30	595 Downe Township	0	0	0.00	0.00	0.00	30 Downe Township	0.00
31	30 Ventnor City	1	1	1.59	2.07	4.67	31 Ventnor City	3.20
32	26 Sea Isle City	1	1	1.63	3.63	6.17	32 Sea Isle City	4.57
33	2 Brigantine City	1	1	1.64	2.48	2.01	33 Brigantine City	2.18
34	18 Middle Township	0	1	2.02	1.67	3.16	34 Middle Township	2.39
35	28 Stone Harbor Borough	0	1	2.16	3.32	1.00	35 Stone Harbor Borough	2.11
36	10 Egg Harbor Township	1	3	2.55	1.80	7.55	36 Egg Harbor Township	4.36
37	5 Cape May City	0	2	2.99	2.49	1.07	37 Cape May City	1.87
38	13 Galloway Township	2	2	3.24	1.98	5.26	38 Galloway Township	3.56
39	14 Hamilton Township	0	2	3.28	2.84	3.14	39 Hamilton Township	3.02
40	23 Northfield City	1	1	4.55	5.78	6.02	40 Northfield City	5.74
41	34 Weymouth Township	0	1	10.53	0.00	0.00	41 Weymouth Township	1.09
Totals:		7	16	1.03	1.99	3.53		2.58

Frequency = ((Y.T.D. LOST TIME ACCIDENT \* 200,000) / ADJUSTED HOURS WORKED)

\* Member does not participate in the FUND for Workers' Comp coverage

\*\* Member has a higher Self Insured Retention for Workers' Comp and is EXCLUDED from this report

**2023 LOST TIME ACCIDENT FREQUENCY ALL JIFs EXCLUDING SIR MEMBERS/ EXCLUDING  
COVID CLAIMS**

March 31, 2023

FUND	2023 LOST TIME FREQUENCY	2022 LOST TIME FREQUENCY	2021 LOST TIME FREQUENCY	TOTAL RATE * 2023 - 2021
NJ Utility Authorities	0.18	1.30	1.98	1.46
Monmouth County	0.32	0.86	1.03	0.88
Ocean County	0.34	1.10	1.81	1.33
Bergen County	0.54	1.45	1.96	1.60
Gloucester, Salem, Cumberland	0.84	1.35	2.53	1.84
Suburban Metro	0.87	1.44	2.55	1.87
NJ Public Housing Authority	0.87	1.79	1.37	1.50
Camden County	0.99	1.37	3.17	2.15
Atlantic County Municipal JIF	1.03	1.99	3.53	2.58
Central New Jersey	1.21	2.04	2.50	2.16
Morris County	1.23	1.24	2.58	1.83
Professional Municipal Manage	1.38	1.27	2.15	1.70
Burlington County Municipal JI	1.93	1.24	2.53	1.91
South Bergen County	2.36	2.32	2.83	2.56
Suburban Municipal	2.58	1.20	3.08	2.21
AVERAGE	1.11	1.46	2.37	1.84

\* NOTE : lost days may include claims with reserves - where claimant may not yet have had lost time

# Atlantic County Municipal JIF

## Certificate of Insurance Monthly Report

From 3/22/2023 To 4/21/2023

Holder (H)/ Insured Name (I)	Holder / Insured Address	Description of Operations	Issue Date/ Cert ID	Coverage
H - Lower Cape May Regional School I - Township of Lower	District 687 Route 9 Cape May, NJ 08204	RE: Use of Facilities The Certificate Holder is an Additional Insured on the above-referenced Commercial General Liability and Excess Liability Policies if required by written contract as respect to use of facilities for various events during the calendar year	3/22/2023 #3909772	GL AU EX WC
H - Lower Cape May Regional School I - Township of Lower	District 687 Route 9 Cape May, NJ 08204	RE: Use of Facilities The Certificate Holder is an Additional Insured on the above-referenced Commercial General Liability and Excess Liability Policies if required by written contract as respect to use of facilities for various events during the calendar year Does not include Amusements or Fireworks	3/22/2023 #3909777	GL AU EX WC
H - Kansas City BBQ Society I - City of North Wildwood	2500 Madison Avenue Kansas City, MO 64108	RE: BBQ & Blues Festival The Certificate Holder is an Additional Insured on the above-referenced Commercial General Liability and Excess Liability Policies if required by written contract as respect to BBQ & Blues Festival hosted by Angelsea Volunteer Fire Company.	3/27/2023 #3957505	GL AU EX WC
H - South Jersey Independent Youth I - Township of Middle	Football Association 323 Clementon Avenue Blackwood, NJ 08012	RE: Use of Facilities The Certificate Holder is an Additional Insured on the above-referenced Commercial General Liability and Excess Liability Policies if required by written contract as respect to use of facilities for the youth football program during the current calendar year	3/30/2023 #3969972	GL AU EX WC
H - South Jersey Independent Youth I - Township of Middle	Football Association 323 Clementon Avenue Blackwood, NJ 08012	RE: Use of Facilities The Certificate Holder is an Additional Insured on the above-referenced Commercial General Liability and Excess Liability Policies if required by written contract as respect to use of facilities for the youth football program during the current calendar year	3/30/2023 #3969973	GL AU EX WC OTH
H - NJ Board of Public Utilities I - City of Wildwood	44 S Clinton Avenue Trenton, NJ 08625	Evidence of insurance with respect to a grant	4/3/2023 #3976046	GL AU EX WC

# Atlantic County Municipal JIF

## Certificate of Insurance Monthly Report

From 3/22/2023 To 4/21/2023

H - County of Atlantic and Atlantic I - Borough of Longport	County Board of Commissioners 201 Shore Road Northfield, NJ 08225	RE: Longport Volunteer Fire Department's Coin Drop County of Atlantic and Atlantic County Board of County Commissioners are an Additional Insured on the above referenced Commercial General Liability and Excess Liability Policies if required by written contract as respect to Longport Volunteer Fire Department's coin drop to be held at Ventnor Avenue between 29th Avenue during the current calendar year.	4/5/2023 #3979172	GL AU EX WC
H – Four J's LLC I - Township of Egg Harbor	3026 Fernwood Avenue Egg Harbor Township NJ 08234	RE: EHT Volunteer Fire Departments Use of Premises The Certificate Holder is an Additional Insured on the abovereferenced Commercial General Liability and Excess Liability Policies if required by written contract as respect to EHT Volunteer Fire Department	04/11/2023	GL AU EX WC
H – Atlantic County Board of County Commissioners I - Borough of Longport	201 Shore Road Northfield NJ 08225	RE: Longport Volunteer Fire Department's Coin DropThe Certificate Holder is an Additional Insured on the above-referenced Commercial General Liability and Excess Liability Policies if required by written contract as respect to Longport Volunteer Fire Depa	04/12/2023	GL AU EX WC
H – Stone Harbor School District I - Borough of Stone Harbor	275 93rd Street Stone Harbor NJ 08247	RE: Use of GymnasiumEvidence of insurance for use of gymnasium for fitness classes for Rec Department	04/19/2023	GL AU EX WC
H – Hamilton Township School District I - Township of Hamilton	1876 Dr. Dennis Foreman Drive Mays Landing NJ 08330	RE: Use of Hess PoolThe Certificate Holder is an Additional Insured on the above-referenced Commercial General Liability and Excess Liability Policies if	04/21/2023	GL AU EX WC

**ATLANTIC COUNTY MUNICIPAL FUND**  
**FINANCIAL FAST TRACK REPORT**  
**AS OF March 31, 2023**

	THIS MONTH	YTD	PRIOR YEAR END	FUND BALANCE
1. UNDERWRITING INCOME	2,271,663	6,814,988	529,499,650	536,314,638
2. CLAIM EXPENSES				
Paid Claims	1,163,097	2,409,477	254,161,021	256,570,498
Case Reserves	(416,551)	669,314	18,992,224	19,661,538
IBNR	1,356,559	903,190	12,141,012	13,044,201
Recoveries	(7,967)	(15,708)	(1,084,476)	(1,100,184)
<b>TOTAL CLAIMS</b>	<b>2,095,138</b>	<b>3,966,272</b>	<b>284,209,781</b>	<b>288,176,054</b>
3. EXPENSES				
Excess Premiums	607,490	1,822,470	117,875,391	119,697,860
Administrative	319,233	876,396	84,545,779	85,422,175
<b>TOTAL EXPENSES</b>	<b>926,723</b>	<b>2,698,865</b>	<b>202,421,170</b>	<b>205,120,035</b>
4. UNDERWRITING PROFIT (1-2-3)	(750,199)	149,850	42,868,699	43,018,549
5. INVESTMENT INCOME	533,384	672,194	21,653,261	22,325,456
6. DIVIDEND INCOME	0	0	2,749,272	2,749,272
7. STATUTORY PROFIT (4+5+6)	(216,814)	822,045	67,271,232	68,093,277
8. DIVIDEND	0	0	50,088,945	50,088,945
9 RCF & MEL Surplus Strengthening	0	0	4,129,447	4,129,447
<b>10. STATUTORY SURPLUS (7-8-9)</b>	<b>(216,814)</b>	<b>822,045</b>	<b>13,052,841</b>	<b>13,874,885</b>

**SURPLUS (DEFICITS) BY FUND YEAR**

Closed	167,404	232,116	10,829,248	11,061,365
MEL Unencumbered Surplus Account	23,109	28,683	2,054,647	2,083,330
2019	(143,697)	(132,521)	(82,252)	(214,049)
2020	(230,383)	(214,955)	2,225,212	2,009,531
2021	377,217	395,332	(3,052,241)	(2,656,909)
2022	165,849	200,315	1,078,227	1,278,542
2023	(576,312)	313,075		313,075
<b>TOTAL SURPLUS (DEFICITS)</b>	<b>(216,814)</b>	<b>822,045</b>	<b>13,052,841</b>	<b>13,874,885</b>
<b>TOTAL CASH</b>				<b>45,149,942</b>

**CLAIM ANALYSIS BY FUND YEAR**

<b>TOTAL CLOSED YEAR CLAIMS</b>	<b>(1,794)</b>	<b>(1,544)</b>	<b>233,038,037</b>	<b>233,036,492</b>
<b>FUND YEAR 2019</b>				
Paid Claims	428,714	515,900	9,420,172	9,936,072
Case Reserves	(406,495)	(273,693)	2,906,237	2,632,544
IBNR	166,965	(53,024)	877,622	824,598
Recoveries	-	0	0	0
<b>TOTAL FY 2019 CLAIMS</b>	<b>189,183</b>	<b>189,183</b>	<b>13,204,031</b>	<b>13,393,214</b>
<b>FUND YEAR 2020</b>				
Paid Claims	67,602	280,279	7,332,675	7,612,954
Case Reserves	53,560	123,054	2,682,352	2,805,406
IBNR	175,707	(98,722)	1,224,862	1,126,140
Recoveries	(7,967)	(15,708)	(1,084,476)	(1,100,184)
<b>TOTAL FY 2020 CLAIMS</b>	<b>288,902</b>	<b>288,902</b>	<b>10,155,414</b>	<b>10,444,316</b>
<b>FUND YEAR 2021</b>				
Paid Claims	250,927	539,751	6,515,763	7,055,514
Case Reserves	(163,095)	(546,731)	5,327,667	4,780,936
IBNR	(396,645)	(301,834)	3,226,782	2,924,948
Recoveries	-	0	0	0
<b>TOTAL FY 2021 CLAIMS</b>	<b>(308,814)</b>	<b>(308,814)</b>	<b>15,070,212</b>	<b>14,761,398</b>
<b>FUND YEAR 2022</b>				
Paid Claims	308,434	864,730	2,675,957	3,540,687
Case Reserves	(85,505)	825,415	3,629,567	4,454,982
IBNR	(258,198)	(1,725,414)	6,436,564	4,711,150
Recoveries	-	0	0	0
<b>TOTAL FY 2022 CLAIMS</b>	<b>(35,269)</b>	<b>(35,269)</b>	<b>12,742,088</b>	<b>12,706,819</b>
<b>FUND YEAR 2023</b>				
Paid Claims	109,215	210,361		210,361
Case Reserves	184,983	541,270		541,270
IBNR	1,668,731	3,082,183		3,082,183
Recoveries	-	0		0
<b>TOTAL FY 2023 CLAIMS</b>	<b>1,962,929</b>	<b>3,833,814</b>		<b>3,833,814</b>
<b>COMBINED TOTAL CLAIMS</b>	<b>2,095,138</b>	<b>3,966,272</b>	<b>284,209,781</b>	<b>288,176,054</b>

This report is based upon information which has not been audited nor certified by an actuary and as such may not truly represent the condition of the fund.

Fund Year 2020 Claims reflect anticipated recoverable amounts from the MEL of \$1,348,930 (Paid: \$1,100,184 Reserves: \$248,746)

***Atlantic County Municipal Joint Insurance Fund***

**Monthly Regulatory Filing Check List**

***Fund Year 2023 for Month of April***

<b>ITEM</b>	<b>FILING STATUS</b>
Meeting Minutes	5/17/23
Bylaws Amendments	N/A
Risk Management Program Changes	N/A
New Member Filings	N/A
Supplemental Assessments/Contributions	N/A
Budget Amendments (transfers, etc.)	N/A
Surplus Distribution (refunds/dividends)	N/A
Changes/Amendments/Additions to Service Providers	N/A
Executive Committee Changes	4/13/23



**Atlantic County Municipal Joint Insurance Fund**  
**Annual Regulatory Filing Check List**  
**Year: January 1, 2023 – December 31, 2023**

ITEM	FILING STATUS
Ethics Filings ( <i>Notification emailed to FC's and Prof's</i> )	
Renewal Resolutions and Indemnity & Trust Agreements	
Budget and Actuarial Certification/Opinion Letter	12/29/22
Annual Assessments/Contributions	12/29/22
Supplemental Assessments/Contributions	
Risk Management Program	1/24/23
Annual Certified Audit	
List of Fund Commissioners & Executive Committee	1/24/23; 3/15/23
Identity of Administrator	1/24/23
Identity of Treasurer	1/24/23
Excess Insurance /Group Purchase Insurance/Reinsurance Policies	1/24/23
Withdrawals	N/A
Exhibit A – Certification of JIF Fund Professionals	1/24/23
Exhibit B – Certification of JIF Data Forms	
Exhibit D – New Member Filings	
New Service Providers	1/24/23
Annual Reorganization Resolutions, including Cash Management Plan	1/24/23

Professionals	Contract	Gen Ins.	Fidelity	E & O	Surety
<b>Actuary</b> – Actuarial Advantage	X	7/1/23	N/A	7/1/23	N/A
<b>Administrative Consultant</b> PERMA	X	12/10/23	N/A	12/10/23	N/A
<b>Administrator</b> – AJG	X	10/1/23	5/1/20	10/1/23	N/A
<b>Asset Manager</b> – Wilmington Trust	X	5/1/23	JIF	10/1/22	N/A
<b>Banking</b> – M & T	X	N/A	5/1/23	N/A	N/A
<b>Attorney</b> – DeWeese	X	9/1/23	N/A	9/1/23	N/A
<b>Attorney</b> (Subrogation) – DeWeese	X	9/1/23	N/A	9/1/23	N/A
<b>Auditor</b> - Bowman	X	1/1/24	N/A	N/A	N/A
<b>Claims Administrator</b> – Qual-Lynx	X	6/30/23	4/3/23	6/30/23	12/31/18
<b>Managed Care</b> – QualCare	X	6/30/23	N/A	6/30/23	N/A
<b>Payroll Auditor</b> – Bowman	X	1/1/24	N/A	1/1/24	N/A
<b>Property Appraiser</b> – Assetworks	X	9/27/23	N/A	9/27/23	N/A
<b>Safety Director</b> – JA Montgomery	X	12/10/23	N/A	12/10/23	N/A
<b>Underwriting Manager</b> – Conner Strong	X	12/10/23	N/A	12/10/23	N/A
<b>Technology Risk Svcs</b> – Wintsec	X	4/11/24	N/A	4/11/24	N/A
<b>Website</b> – Joyce Media	X	N/A	N/A	N/A	N/A
<b>Treasurer</b> – J. Hansen	X	N/A	5/1/18	N/A	N/A
<b>Recording Secretary</b> - T. Forlenza	X	N/A	N/A	N/A	N/A
<b>Law Enforcement RMC</b> – Chris Winter	X	3/31/23	N/A	N/A	N/A
<b>Wellness Director</b> – Jordan Simone	X	N/A	N/A	N/A	N/A

**Atlantic County Municipal Joint Insurance Fund  
2022 SIP Qualifiers Award**

Member Municipality	Town Size	Opening Balance	January 2023	February 2023	March 2023	April 2023	May 2023	June 2023	July 2023	August 2023	September 2023	October 2023	November 2023	December 2023	Paid in 2024	Total YTD Expenses	Ending Balance	Encumb Funds
Absecon City	M	2,500.00				2,500.00										2,500.00	0.00	
Avalon Borough	M	2,500.00														0.00	2,500.00	
Brigantine City	L	2,750.00				2,750.00										2,750.00	0.00	
Buena Borough	S	2,250.00														0.00	2,250.00	
Cape May City	L	2,750.00					2,750.00									2,750.00	0.00	
Cape May Point Borough	XS	2,000.00				2,000.00										2,000.00	0.00	
Commercial Township	XS	2,000.00														0.00	2,000.00	
Corbin City	XS	2,000.00				2,000.00										2,000.00	0.00	
Deerfield Township	XS	2,000.00														0.00	2,000.00	
Dennis Township	S	2,250.00					2,250.00									2,250.00	0.00	
Downe Township	XS	2,000.00				2,000.00										2,000.00	0.00	
Egg Harbor Township	XL	3,000.00				3,000.00										3,000.00	0.00	
Estell Manor City	XS	2,000.00														0.00	2,000.00	
Folsom Borough	XS	2,000.00				2,000.00										2,000.00	0.00	
Galloway Township	XL	3,000.00				3,000.00										3,000.00	0.00	
Hamilton Township	XL	3,000.00					3,000.00									3,000.00	0.00	
Linwood City	M	2,500.00														0.00	2,500.00	
Longport Borough	S	2,250.00														0.00	2,250.00	
Lower Township	L	2,750.00				2,750.00										2,750.00	0.00	
Margate City	L	2,750.00														0.00	2,750.00	
Middle Township	L	2,750.00					2,750.00									2,750.00	0.00	
Millville City	XL	3,000.00				3,000.00										3,000.00	0.00	
Mullica Township	S	2,250.00				2,250.00										2,250.00	0.00	
Newfield Borough	XS	2,000.00														0.00	2,000.00	
North Wildwood City	L	2,750.00														0.00	2,750.00	
Northfield City	M	2,500.00				2,500.00										2,500.00	0.00	
Ocean City	XL	3,000.00				3,000.00										3,000.00	0.00	
Pleasantville City	XL	3,000.00														0.00	3,000.00	
Sea Isle City	L	2,750.00				2,750.00										2,750.00	0.00	
Somers Point City	M	2,500.00														0.00	2,500.00	
Stone Harbor Borough	M	2,500.00														0.00	2,500.00	
Upper Township	M	2,500.00				2,500.00										2,500.00	0.00	
Upper Deerfield Township	S	2,250.00				2,250.00										2,250.00	0.00	
Ventnor City	L	2,750.00				2,750.00										2,750.00	0.00	
Waterford Township	M	2,500.00														0.00	2,500.00	
West Cape May Borough	XS	2,000.00				2,000.00										2,000.00	0.00	
West Wildwood Borough	XS	2,000.00														0.00	2,000.00	
Weymouth Township	XS	2,000.00														0.00	2,000.00	
Wildwood City	XL	3,000.00				3,000.00										3,000.00	0.00	
Wildwood Crest Borough	M	2,500.00				2,500.00										2,500.00	0.00	
Woodbine Borough	XS	2,000.00														0.00	2,000.00	
Total By Line		\$100,750.00	0.00	0.00	0.00	50,500.00	10,750.00	0.00	0.00	0.00	0.00	0.00	0.00	0.00	0.00	61,250.00	39,500.00	

**Must be Claimed or Encumbered by December 31, 2023. All Encumbered Funds Must be Claimed by February 1, 2024**

Atlantic County Municipal Joint Insurance Fund 2023 Optional Safety Budget																	
Member Municipality	Opening Balance	January 2023	February 2023	March 2023	April 2023	May 2023	June 2023	July 2023	August 2023	September 2023	October 2023	November 2023	December 2023	Paid 2024	Total YTD Paid	Remaining Balance	Date Encumbered
Absecon City																N/A	
Avalon Borough	\$1,500.00														\$0.00	\$1,500.00	
Brigantine City	\$2,000.00														\$0.00	\$2,000.00	
Buena Borough																N/A	
Cape May City	\$1,500.00														\$0.00	\$1,500.00	
Cape May Point Borough	\$1,000.00														\$0.00	\$1,000.00	
Commercial Township	\$1,500.00														\$0.00	\$1,500.00	
Corbin City																N/A	
Deerfield Township																N/A	
Dennis Township																N/A	
Downe Township																N/A	
Egg Harbor Township																N/A	
Estell Manor City																N/A	
Folsom Borough																N/A	
Galloway Township																N/A	
Hamilton Township	\$2,000.00														\$0.00	\$2,000.00	
Linwood City	\$1,500.00														\$0.00	\$1,500.00	
Longport Borough																N/A	
Lower Township	\$2,000.00														\$0.00	\$2,000.00	
Margate City																N/A	
Middle Township																N/A	
Millville City																N/A	
Mullica Township																N/A	
Newfield Borough	\$1,000.00														\$0.00	\$1,000.00	
North Wildwood City																N/A	
Northfield City	\$1,500.00														\$0.00	\$1,500.00	
Ocean City	\$2,500.00														\$0.00	\$2,500.00	
Pleasantville City	\$2,500.00														\$0.00	\$2,500.00	
Sea Isle City																N/A	
Somers Point City																N/A	
Stone Harbor Borough	\$1,500.00														\$0.00	\$1,500.00	
Upper Township																N/A	
Upper Deerfield Township																N/A	
Ventnor City																N/A	
Waterford Township	\$1,500.00														\$0.00	\$1,500.00	
West Cape May Borough	\$1,000.00														\$0.00	\$1,000.00	
West Wildwood Borough																N/A	
Weymouth Township	\$1,000.00														\$0.00	\$1,000.00	
Wildwood City	\$2,500.00														\$0.00	\$2,500.00	
Wildwood Crest Borough																N/A	
Woodbine Borough																N/A	
Total By Line	\$28,000.00	\$0.00	\$0.00	\$0.00	\$0.00	\$0.00	\$0.00	\$0.00	\$0.00	\$0.00	\$0.00	\$0.00	\$0.00	\$0.00	\$0.00	\$28,000.00	

Must be Claimed or Encumbered by December 31, 2023. All Encumbered Funds Must be Claimed by February 1, 2024

**Atlantic County Municipal Joint Insurance Fund  
2023 WELLNESS INCENTIVE PROGRAM ALLOWANCE**

Member Municipality	Opening Balance	January 2023	February 2023	March 2023	April 2023	May 2023	June 2023	July 2023	August 2023	Sept. 2023	October 2023	November 2023	December 2023	Paid in 2024	Total YTD Paid	Remaining Balance	Date Encumbered
Absecon City	800.00														0.00	\$800.00	
Avalon Borough	1,000.00														0.00	\$1,000.00	
Brigantine City	1,500.00														0.00	\$1,500.00	
Buena Borough	600.00														0.00	\$600.00	
Cape May City	1,000.00														0.00	\$1,000.00	
Cape May Point Borough	275.00														0.00	\$275.00	
Commercial Township	275.00														0.00	\$275.00	
Corbin City	275.00														0.00	\$275.00	
Deerfield Township	275.00														0.00	\$275.00	
Dennis Township	600.00														0.00	\$600.00	
Downe Township	275.00														0.00	\$275.00	
Egg Harbor Township	1,500.00														0.00	\$1,500.00	
Estell Manor City	275.00														0.00	\$275.00	
Folsom Borough	275.00														0.00	\$275.00	
Galloway Township	1,000.00														0.00	\$1,000.00	
Hamilton Township	1,000.00														0.00	\$1,000.00	
Linwood City	800.00														0.00	\$800.00	
Longport Borough	800.00														0.00	\$800.00	
Lower Township	1,000.00														0.00	\$1,000.00	
Margate City	1,500.00														0.00	\$1,500.00	
Middle Township	1,000.00														0.00	\$1,000.00	
Millville City	1,500.00				403.88										403.88	\$1,096.12	
Mullica Township	600.00														0.00	\$600.00	
Newfield Borough	275.00														0.00	\$275.00	
North Wildwood City	1,000.00														0.00	\$1,000.00	
Northfield City	800.00														0.00	\$800.00	
Ocean City	1,500.00														0.00	\$1,500.00	
Pleasantville City	1,500.00														0.00	\$1,500.00	
Sea Isle City	1,000.00														0.00	\$1,000.00	
Somers Point City	1,000.00														0.00	\$1,000.00	
Stone Harbor Borough	1,000.00														0.00	\$1,000.00	
Upper Township	800.00														0.00	\$800.00	
Upper Deerfield Township	600.00														0.00	\$600.00	
Ventnor City	1,500.00														0.00	\$1,500.00	
Waterford Township	800.00														0.00	\$800.00	
West Cape May Borough	275.00														0.00	\$275.00	
West Wildwood Borough	275.00														0.00	\$275.00	
Weymouth Township	275.00														0.00	\$275.00	
Wildwood City	1,500.00														0.00	\$1,500.00	
Wildwood Crest Borough	1,000.00														0.00	\$1,000.00	
Woodbine Borough	275.00														0.00	\$275.00	
Total By Line	\$33,500.00	\$0.00	\$0.00	\$0.00	\$403.88	\$0.00	\$0.00	\$0.00	\$0.00	\$0.00	\$0.00	\$0.00	\$0.00	\$0.00	\$403.88	\$33,096.12	0

**Must be Claimed or Encumbered by December 31, 2023. All Encumbered Funds Must be Claimed by February 1, 2024**

Atlantic County Municipal Joint Insurance Fund 2023 EPL/CYBER Risk Management Budget																	Date Encumbered
Member Municipality	Opening Balance	January 2023	February 2023	March 2023	April 2023	May 2023	June 2023	July 2023	August 2023	Sept. 2023	October 2023	November 2023	December 2023	Paid in 2024	Total YTD Expenses	Ending Balance	
Absecon City	725.00														0.00	\$725.00	
Avalon Borough	725.00														0.00	\$725.00	
Brigantine City	725.00														0.00	\$725.00	
Buena Borough	725.00														0.00	\$725.00	
Cape May City	725.00														0.00	\$725.00	
Cape May Point Borough	725.00														0.00	\$725.00	
Commercial Township	725.00														0.00	\$725.00	
Corbin City	725.00														0.00	\$725.00	
Deerfield Township	725.00														0.00	\$725.00	
Dennis Township	725.00														0.00	\$725.00	
Downe Township	725.00														0.00	\$725.00	
Egg Harbor Township	725.00														0.00	\$725.00	
Estell Manor City	725.00														0.00	\$725.00	
Folsom Borough	725.00														0.00	\$725.00	
Galloway Township	725.00				725.00										725.00	\$0.00	
Hamilton Township	725.00														0.00	\$725.00	
Linwood City	725.00														0.00	\$725.00	
Longport Borough	725.00														0.00	\$725.00	
Lower Township	725.00			725.00											725.00	\$0.00	
Margate City	725.00				725.00										725.00	\$0.00	
Middle Township	725.00														0.00	\$725.00	
Millville City	725.00														0.00	\$725.00	
Mullica Township	725.00														0.00	\$725.00	
Newfield Borough	725.00														0.00	\$725.00	
North Wildwood City	725.00														0.00	\$725.00	
Northfield City	725.00														0.00	\$725.00	
Ocean City	725.00														0.00	\$725.00	
Pleasantville City	725.00														0.00	\$725.00	
Sea Isle City	725.00														0.00	\$725.00	
Somers Point City	725.00														0.00	\$725.00	
Stone Harbor Borough	725.00														0.00	\$725.00	
Upper Township	725.00														0.00	\$725.00	
Upper Deerfield Township	725.00														0.00	\$725.00	
Ventnor City	725.00														0.00	\$725.00	
Waterford Township	725.00														0.00	\$725.00	
West Cape May Borough	725.00														0.00	\$725.00	
West Wildwood Borough	725.00														0.00	\$725.00	
Weymouth Township	725.00														0.00	\$725.00	
Wildwood City	725.00														0.00	\$725.00	
Wildwood Crest Borough	725.00														0.00	\$725.00	
Woodbine Borough	725.00														0.00	\$725.00	
Total By Line	\$29,725.00	\$0.00	\$0.00	\$725.00	\$1,450.00	\$0.00	\$0.00	\$0.00	\$0.00	\$0.00	\$0.00	\$0.00	\$0.00	\$0.00	\$2,175.00	\$27,550.00	

Must be Claimed or Encumbered by December 31, 2023. All Encumbered Claims Must be Claimed by February 1, 2024

<b>MUNICIPAL EXCESS LIABILITY JOINT INSURANCE FUND</b>										
<b>EMPLOYMENT PRACTICES COMPLIANCE STATUS - Atlantic County JIF</b>										
<b>Data Valued As of :</b>		<b>May 9, 2023</b>								
<b>Total Participating Members</b>		<b>41</b>								
<b>Complaint</b>		<b>39</b>								
<b>Percent Compliant</b>		<b>95.12%</b>								
			01/01/23		2023					
	Checklist Submitted	Compliant	EPL		POL	Amended Deductible	Revised EPL	Co-Insurance		
Member Name	*		Deductible		Deductible	Date	Deductible	01/01/23	Amended Date	Amended Co-Insurance
ABSECON	Yes	Yes	\$ 10,000		\$ 10,000			0%		
AVALON	Yes	Yes	\$ 20,000		\$ 20,000			20% of 1st 250K		
BRIGANTINE	Yes	Yes	\$ 20,000		\$ 20,000			20% of 1st 250K		
BUENA	Yes	Yes	\$ 20,000		\$ 20,000			20% of 1st 250K		
CAPE MAY	Yes	Yes	\$ 20,000	Police have \$100,000 EPL deductible	\$ 20,000			20% of 1st 250K		
CAPE MAY POINT	Yes	Yes	\$ 2,500		\$ 2,500			0%		
COMMERCIAL	Yes	Yes	\$ 5,000		\$ 5,000			0%		
CORBIN CITY	Yes	Yes	\$ 2,500		\$ 2,500			0%		
DEERFIELD	Yes	Yes	\$ 10,000		\$ 10,000			0%		
DENNIS	Yes	Yes	\$ 50,000		\$ 50,000			20% of 1st 250K		
DOWNE TOWNSHIP	No	No	\$ 100,000		\$ 20,000			20% of 1st 2Mil for EPL/0% for POL		
EGG HARBOR TOWNSHIP	Yes	Yes	\$ 20,000		\$ 20,000			20% of 1st 250K		
ESTELL MANOR	Yes	Yes	\$ 50,000		\$ 50,000			20% of 1st 250K		
FOLSOM	Yes	Yes	\$ 20,000		\$ 20,000			20% of 1st 250K		
GALLOWAY	Yes	Yes	\$ 20,000		\$ 20,000			20% of 1st 100K		
HAMILTON	Yes	Yes	\$ 10,000		\$ 10,000			20% of 1st 100K		
LINWOOD	Yes	Yes	\$ 10,000		\$ 10,000			0%		
LONGPORT	Yes	Yes	\$ 10,000		\$ 10,000			20% of 1st 100K		
LOWER	Yes	Yes	\$ 50,000		\$ 50,000			20% of 1st 250K		
MARGATE	Yes	Yes	\$ 10,000		\$ 10,000			20% of 1st 100K		
MIDDLE	Yes	Yes	\$ 20,000		\$ 20,000			20% of 1st 250K		
MILLVILLE	Yes	Yes	\$ 20,000		\$ 20,000			20% of 1st 250K		
MULLICA	Yes	Yes	\$ 50,000		\$ 50,000			20% of 1st 250K		
NEWFIELD	Yes	Yes	\$ 2,500		\$ 2,500			0%		
NORTH WILDWOOD	Yes	Yes	\$ 20,000		\$ 20,000			0%		
NORTHFIELD	Yes	Yes	\$ 20,000		\$ 20,000			20% of 1st 250K		
OCEAN CITY	Yes	Yes	\$ 50,000		\$ 50,000			20% of 1st 250K		
PLEASANTVILLE	Yes	Yes	\$ 20,000		\$ 20,000			20% of 1st 250K		
SEA ISLE CITY	Yes	Yes	\$ 5,000		\$ 5,000			0%		
SOMERS POINT	Yes	Yes	\$ 20,000		\$ 20,000			20% of 1st 100K		
STONE HARBOR	Yes	Yes	\$ 20,000		\$ 20,000			0%		
UPPER	Yes	Yes	\$ 50,000		\$ 50,000			20% of 1st 250K		
UPPER DEERFIELD	Yes	Yes	\$ 20,000		\$ 20,000			0%		
VENTNOR	Yes	Yes	\$ 10,000		\$ 10,000	01/01/23		20% of 1st 100K	1/1/2023	0%
WATERFORD	Yes	Yes	\$ 20,000		\$ 20,000			20% of 1st 250K		
WEST CAPE MAY	Yes	Yes	\$ 2,500		\$ 2,500			0%		
WEST WILDWOOD	Yes	Yes	\$ 20,000	\$75K Police Deductible	\$ 20,000			20% of 1st 250K		
WEYMOUTH	Yes	Yes	\$ 20,000		\$ 20,000			20% of 1st 250K		

# MEL STATUTORY BONDS as of 5/9/23

Name	Applicant	Active Statu	Bond Position 1	ive Date Position 1	Approval Status	PDate Position 1	Second Bond Position 2	Effective Date	Approval Sta	Delete Date	Status
Absecon City	Jessica Snyder	Yes	Tax Collector	06/01/2019	Approved						Approved
Absecon City	Jessica Thompson	Yes	CFO (Assuming Treasurer Duties)	01/01/2020	Approved						Approved
Avalon Borough	James V. Craft	Yes	CFO (Assuming Treasurer Duties)	12/06/2007	Approved						Approved
Avalon Borough	James A. Thatcher	Yes	Library Treasurer	11/14/2007	Approved						Approved
Avalon Borough	Connie L. DiCola	No	Tax Collector	01/01/2007	Approved	01/01/2017					Approved
Avalon Borough	Alexis Coan	No	Tax Collector	09/01/2016	Approved	01/31/2021					Approved
Avalon Borough	Eleanor Cifaloglio	Yes	Tax Collector	02/01/2021	Approved						Approved
Brigantine City	Dana Wineland	Yes	Tax Collector	01/13/2007	Approved						Approved
Brigantine City	Roxanne Tosto	Yes	CFO (Assuming Treasurer Duties)	11/17/2020	Approved						Approved
Buena Borough	Maryann Coraluzzo	No	Tax Collector	01/01/2007	Approved	01/01/2022					Approved
Buena Borough	Cynthia Holland	Yes	Treasurer	10/01/2013	Approved						Approved
Buena Borough	Dawn Michelle Allen	No	Tax Collector	01/01/2022	Approved	03/31/2022					Approved
Buena Borough	Patrick Hegarty	Yes	Tax Collector	04/11/2022	Approved						Approved
Cape May City	Neil Young	Yes	Treasurer	09/30/2013	Approved						Approved
Cape May City	Joann Bradley	No	Tax Collector	02/07/2017	Approved	01/01/2019					Approved
Cape May City	Bruce A. MacLeod	No	Tax Collector	08/20/2007	Approved	02/07/2017					Approved
Cape May City	Deborah Lindholm	Yes	Tax Collector	01/01/2019	Approved						Approved
Cape May Point Borough	James Craft	Yes	Treasurer	01/01/2013	Approved						Approved
Cape May Point Borough	David Carrick	Yes	Utility Clerk	02/25/2014	Approved						Approved
Cape May Point Borough	Susan Jackson	No	Tax Collector	12/31/2007	Approved	03/01/2018					Approved
Cape May Point Borough	Kimberly Stevenson	Yes	Tax Collector	03/01/2018	Approved						Approved
Commercial Township	Leslie A. Kraus	Yes	Tax Collector	09/01/2010	Approved						Approved
Deerfield Township	Maria Schiano Branson	Yes	Tax Collector	06/01/2009	Approved						Approved
Deerfield Township	Lorraine Boyer	No	CFO (Assuming Treasurer Duties)	02/19/2014	Approved	01/01/2020					Approved
Deerfield Township	Cynthia Holland	Yes	CFO (Assuming Treasurer Duties)	01/01/2020	Approved						Approved
Dennis Township	Monica Heim	Yes	Tax Collector	02/02/2020	Approved						Approved
Dennis Township	Jennifer McIver	No	CFO (Assuming Treasurer Duties)	08/01/2018	Approved	05/31/2018					Approved
Dennis Township	Jessica Bishop	Yes	CFO (Assuming Treasurer Duties)	05/31/2018	Approved						Approved
Dennis Township	Lisa Garrison	No	Tax Collector	03/01/2019	Pending	08/17/2021					Pending
Downe Township	Jennafer Hernandez	Yes	Tax Collector	01/01/2009	Approved						Approved
Egg Harbor Township	Jennifer Lynn McIver	No	Treasurer	01/01/2010	Approved	03/04/2022					Approved
Egg Harbor Township	Sharon D. Riley	No	Tax Collector	01/01/2007	Approved	04/06/2022	Yes	CFO (Assuming T	03/07/2022	Approved	Approved
Egg Harbor Township	Catherine England	Yes	Tax Collector	04/06/2022	Approved						Approved
Egg Harbor Township	Sharon Riley	Yes	CFO (Assuming Treasurer Duties)	03/07/2022	Approved						Approved
Estell Manor City	Judson Moore	Yes	CFO (Assuming Treasurer Duties)	01/01/2008	Approved						Approved
Estell Manor City	Terrence Graff	Yes	Tax Collector	04/04/2012	Approved						Approved
Folsom Borough	Bertha Cappuccio	No	Tax Collector	01/01/2007	Approved	04/01/2022					Approved
Folsom Borough	Dawn Stollenwerk	Yes	CFO (Assuming Treasurer Duties)	01/01/2018	Approved						Approved
Folsom Borough	Renee DeSalvo	Yes	Tax Collector	04/01/2022	Approved						Approved
Galloway Township	Christian Johansen	Yes	Tax Collector	07/01/2014	Approved						Approved
Galloway Township	Kristen Manning	Yes	Treasurer	03/09/2015	Approved						Approved
Hamilton Township	Renee DeSalvo	Yes	Tax Collector	01/01/2007	Approved						Approved
Hamilton Township	Dorothy Gallagher	No	CFO (Assuming Treasurer Duties)	01/01/2020	Approved	01/01/2021					Approved
Hamilton Township	Cynthia Lindsay	Yes	CFO (Assuming Treasurer Duties)	01/01/2021	Approved						Approved
Linwood City	Kacey Johnson	No	Tax Collector	09/29/2015	Approved	10/13/2017					Approved
Linwood City	Albert Stanley	No	Tax Collector	06/02/2014	Approved	07/31/2015					Approved
Linwood City	Silvia Washington	No	Tax Collector	10/18/2021	Incomplete	10/18/2021					Incomplete
Longport Borough	Pamela Tomassi	Yes	Tax Collector	01/01/2016	Approved						Approved
Longport Borough	Donna O'Brien	No	Tax Collector	02/02/2015	Approved	01/01/1900					Approved
Longport Borough	Patricia C. English	Yes	Treasurer	01/01/2019	Approved						Approved
Longport Borough	Jenna Kelly	Yes	CFO (Assuming Treasurer Duties)	11/01/2006	Approved						Approved
Lower Township	Lauren Read	Yes	CFO (Assuming Treasurer Duties)	11/01/2007	Approved						Approved
Lower Township	Susan Jackson	No	Tax Collector	11/01/2007	Approved	03/01/2018					Approved
Lower Township	Kathleen L. Brown	Yes	Tax Collector	03/01/2018	Approved						Approved
Lower Township	Bruce A Macleod	No	Tax Collector	09/04/2018	Approved	06/01/2019					Approved
Margate City	Linda A. Morgan	No	Tax Collector	01/01/2015	Approved	09/01/2020					Approved
Margate City	Lisa McLaughlin	Yes	CFO (Assuming Treasurer Duties)	01/01/2015	Approved						Approved
Margate City	Tara Mazza	Yes	Tax Collector	09/01/2020	Approved						Approved

# MEL STATUTORY BONDS as of 5/9/23

Middle Township	Sandra Beasley	Yes	Tax Collector	06/30/2007	Approved				Approved		
Middle Township	Susan Anastasio-Quinones	No	CFO (Assuming Treasurer Duties)	08/15/2016	Approved	12/31/2021			Approved		
Middle Township	John L. Clifford, Jr.	No	CFO (Assuming Treasurer Duties)	12/24/2014	Approved	08/15/2016			Approved		
Middle Township	David Elliott	No	CFO (Assuming Treasurer Duties)	01/01/2022	Approved	01/01/2023			Approved		
Middle Township	Francine Springer	No	CFO (Assuming Treasurer Duties)	09/09/2022	Approved	12/31/2022			Approved		
Middle Township	Neil Young	Yes	CFO (Assuming Treasurer Duties)	01/01/2023	Approved				Approved		
Millville City	Sherri J. Ball	No	Tax Collector	07/01/2010	Approved	03/01/2018			Approved		
Millville City	Marcella D Shepard	Yes	CFO (Assuming Treasurer Duties)	01/01/2018	Approved				Approved		
Millville City	Tracey L Gregoire	Yes	Tax Collector	03/01/2018	Approved				Approved		
Mullica Township	Bertha Cappuccio	No	Tax Collector	01/01/2007	Approved	03/31/2022			Approved		
Mullica Township	Dawn Stollenwerk	Yes	CFO (Assuming Treasurer Duties)	01/01/2019	Approved				Approved		
Mullica Township	Sharon Riley	Yes	Tax Collector	04/01/2022	Approved				Approved		
Newfield Borough	Robert E. Scharle	Yes	CFO (Assuming Treasurer Duties)	01/01/2007	Approved				Approved		
Newfield Borough	Kathleen K. Rivers-Rambone	No	Tax Collector	01/01/2015	Approved	12/15/2016			Approved		
Newfield Borough	Lawrence J. Nightlinger Jr.	No	Tax Collector	01/01/2008	Approved	02/12/2020			Approved		
Newfield Borough	Maria Schiano Branson	No	Tax Collector	12/15/2016	Approved	02/01/2020			Approved		
Newfield Borough	Mark Godfrey	Yes	Tax Collector	02/13/2020	Approved				Approved		
North Wildwood City	Todd N. Burkey	Yes	CFO (Assuming Treasurer Duties)	01/01/2013	Approved				Approved		
North Wildwood City	Todd N. Burkey	Yes	Tax Collector	08/16/2007	Approved				Approved		
Northfield City	Dawn Stollenwerk	Yes	CFO (Assuming Treasurer Duties)	02/15/2012	Approved				Approved		
Northfield City	Cynthia L. Stafford	No	Library Treasurer	06/29/2016	Approved	06/26/2020			Approved		
Northfield City	Michele L. Kirtsos	No	Tax Collector	10/05/2015	Approved	09/07/2022			Approved		
Northfield City	Cindy A. Ruffo	No	Tax Collector	05/10/2007	Approved	10/05/2015			Approved		
Northfield City	Elaine Meglathery	No	Library Treasurer	11/08/2007	Approved	06/19/2016			Approved		
Northfield City	Melanie Brozosky	Yes	Library Treasurer	06/26/2020	Approved				Approved		
Northfield City	Laura Cohen	Yes	Tax Collector	09/07/2022	Approved				Approved		
Ocean City	Terence S Graff	Yes	Tax Collector	02/23/2015	Approved				Approved		
Ocean City	Frank Donato III	Yes	CFO (Assuming Treasurer Duties)	01/01/2010	Approved				Approved		
Ocean City	Constance Jenkins Pritchard	Yes	Library Treasurer	01/01/2016	Approved				Approved		
Ocean City	Jon D. Batastini	No	Library Treasurer	01/14/2013	Approved	09/03/2015			Approved		
Pleasantville City	Flor Roman	Yes	Tax Collector	01/01/2007	Approved				Approved		
Pleasantville City	Barry Ludy	Yes	Treasurer	03/04/2013	Approved				Approved		
Sea Isle City	Paula G. Doll	No	Tax Collector	01/01/2007	Approved	02/01/2022	Yes	CFO (Assuming T	07/01/2010	02/01/2022	Approved
Sea Isle City	Maureen Conte	Yes	Tax Collector	02/08/2022	Approved					Approved	
Sea Isle City	Jennifer Mvlver	Yes	CFO (Assuming Treasurer Duties)	03/07/2022	Approved					Approved	
Somers Point City	William E. Swain	No	CFO (Assuming Treasurer Duties)	03/22/2014	Approved	12/31/2020				Approved	
Somers Point City	Lisa King	Yes	Tax Collector	01/01/2015	Approved		Yes	Utility Clerk	01/01/2015	Approved	Approved
Somers Point City	Shana Kestrel	Yes	CFO (Assuming Treasurer Duties)	01/01/2021	Approved					Approved	
Stone Harbor Borough	James Craft	Yes	Treasurer	05/05/2014	Approved					Approved	
Stone Harbor Borough	Deborah Candelore	Yes	Tax Collector	04/01/2011	Approved					Approved	
Upper Deerfield Township	Andrea A. Penny	No	Tax Collector	01/01/2007	Approved	09/30/2020				Approved	
Upper Deerfield Township	Amy L. Colaneri	Yes	Treasurer	07/01/2009	Approved					Approved	
Upper Deerfield Township	Janeen Rossi	Yes	Tax Collector	10/01/2020	Approved					Approved	
Upper Township	Barbara Ludy	Yes	Treasurer	06/23/2008	Approved					Approved	
Upper Township	Rhonda L. Sharp	Yes	Tax Collector	07/01/2009	Approved					Approved	
Ventnor City	Pamela Tomassi	No	Tax Collector	10/21/2016	Approved	01/01/2018				Approved	
Ventnor City	Adetoro O. Aboderin	No	Treasurer	01/01/2009	Approved	02/18/2019				Approved	
Ventnor City	Julie Harron	No	Tax Collector	04/01/2008	Approved	06/01/2016				Approved	
Ventnor City	Margaret Pacanowski	Yes	Tax Collector	01/01/2018	Approved					Approved	
Ventnor City	Albert Stanley	Yes	CFO (Assuming Treasurer Duties)	01/24/2019	Approved					Approved	
Waterford Township	Anita M. Wilson	No	Tax Collector	01/01/2009	Approved	12/31/2020				Approved	
Waterford Township	Francine Grubb	No	Library Treasurer	07/01/2017	Approved	12/31/2021				Approved	
Waterford Township	Brian Pollock	No	Library Treasurer	06/24/2009	Approved	07/01/2017				Approved	
Waterford Township	Maria Yeatman	No	Library Treasurer	01/01/2016	Approved	06/30/2017				Approved	
Waterford Township	Stacia Regn	No	Treasurer	02/01/2020	Approved	09/01/2022				Approved	
Waterford Township	Lisa Eggert	Yes	Tax Collector	01/01/2021	Approved					Approved	
Waterford Township	Dorene Szeker	No	Library Treasurer	04/01/2022	Approved	06/30/2022				Approved	
Waterford Township	Carl Lange	Yes	Library Treasurer	06/30/2022	Approved					Approved	
Waterford Township	Dawn Sayers	Yes	Treasurer	01/01/2023	Approved					Approved	



## MEL STATUTORY BONDS as of 5/9/23

West Cape May Borough	Todd N. Burkey	Yes	Tax Collector	01/01/2009	Approved					Approved
West Cape May Borough	Frank Donato III	Yes	CFO (Assuming Treasurer Duties)	06/01/2009	Approved					Approved
West Cape May Borough	David S. Carrick	Yes	Utility Clerk	01/01/2007	Approved					Approved
West Wildwood Borough	Elaine Brunkel-Crowley	Yes	CFO (Assuming Treasurer Duties)	03/04/2011	Approved					Approved
West Wildwood Borough	Terence S Graff	Yes	Tax Collector	07/01/2012	Approved					Approved
West Wildwood Borough	Maureen Mitchell	No	Tax Collector	03/04/2011	Approved	07/12/2016	Yes	Utility Clerk	03/04/2011	Approved
Weymouth Township	Debra A. D'Amore	Yes	Tax Collector	01/01/2007	Approved					Approved
Wildwood City	Donna Dennis	No	Utility Clerk	06/28/2011	Approved	11/01/2022				Approved
Wildwood City	Jeanette J Powers	No	CFO (Assuming Treasurer Duties)	01/27/2007	Approved	03/01/2021				Approved
Wildwood City	Lori J. Rosensteel	Yes	Tax Collector	09/01/2012	Approved					Approved
Wildwood City	Susan Plaza	Yes	CFO (Assuming Treasurer Duties)	07/14/2021	Approved					Approved
Wildwood City	Colleen Walsh	Yes	Utility Clerk	11/02/2022	Approved					Approved
Wildwood Crest Borough	Alicia Belansen	No	CFO (Assuming Treasurer Duties)	10/07/2013	Approved	06/20/2018				Approved
Wildwood Crest Borough	Lyndsey Herman	Yes	Tax Collector	03/30/2015	Approved					Approved
Wildwood Crest Borough	Francine B Springer	Yes	CFO (Assuming Treasurer Duties)	06/20/2018	Approved					Approved
Woodbine Borough	John H. Miller	No	CFO (Assuming Treasurer Duties)	01/01/2014	Approved	08/21/2019				Approved
Woodbine Borough	Lisa Garrison	No	Tax Collector	07/01/2007	Approved	07/25/2022				Approved
Woodbine Borough	James Craft	Yes	CFO (Assuming Treasurer Duties)	05/01/2019	Approved					Approved
Woodbine Borough	Alexander Bauer	Yes	Tax Collector	03/05/2022	Approved					Approved

**Atlantic County Municipal Joint Insurance Fund**  
**Skateboard Park Approval Status**

<b>Member Municipality</b>	<b>Stage</b>	<b>Status</b>	<b>Notes</b>
Absecon			
Avalon	Removed	Removed	Park Equipment Removed 6/2017
Brigantine	Approved	Complete	
Buena	General Inquiry	Inactive	The Executive Director/Safety Director are unaware of any ongoing activity
Cape May			
Cape May Point			
Corbin City			
Commercial	Approved	Complete	
Deerfield			
Dennis			
Downe			
Egg Harbor Twp.			
Estell Manor			
Folsom			
Galloway	Removed	Removed	Park Equipment Removed
Hamilton	Removed	Removed	Park Equipment Removed as of 11/1/08
Linwood			
Longport			
Lower	Removed	Removed	Park Equipment removed as of 4/26/07
Margate	Planning	Inactive	The Executive Director/Safety Director are unaware of any ongoing activity
Middle	Removed	Removed	Removed effective 2/27/2018
Millville			
Mullica		Removed	Park Equipment removed as of 11/5/09
Newfield			
North Wildwood	Approved	Complete	
Northfield			
Ocean City	Approved	Complete	
Pleasantville			
Sea Isle City	Approved	Complete	
Somers Point			
Stone Harbor	Approved	Complete	
Upper Deerfield			
Upper Twp.	Approved	Complete	
Ventnor			
Waterford			
West Cape May			
West Wildwood			
Weymouth			
Wildwood			
Wildwood Crest			
Woodbine			

## May 2023

Sun	Mon	Tue	Wed	Thu	Fri	Sat
	<b>1</b> 11:00 am MEL Legislative Comm Mtg via Zoom	<b>2</b> 10:00am New Fund Comm Orientation via Zoom	<b>3</b> 9:30am RCF & MEL Claims Mtg via Zoom	<b>4</b>	<b>5</b>	<b>6</b>
<b>7</b>	<b>8</b>	<b>9</b>	<b>10</b>	<b>11</b> 9:00 am Claims Comm Mtg via Zoom	<b>12</b>	<b>13</b>
<b>14</b>	<b>15</b>	<b>16</b>	<b>17</b> 3:00 pm Exec Comm Mtg via Zoom	<b>18</b> 11:30am Safety Comm Mtg @ Avalon	<b>19</b>	<b>20</b>
<b>21</b>	<b>22</b>	<b>23</b>	<b>24</b>	<b>25</b>	<b>26</b>	<b>27</b>
<b>28</b>	<b>29</b>	<b>30</b>	<b>31</b>			

## June 2023

Mon	Tue	Wed	Thu	Fri
			<b>1</b>	<b>2</b> 9:00 AM – MEL/RCF Mtgs @ Forsgate
<b>5</b>	<b>6</b>	<b>7</b>	<b>8</b> 8:00 AM – Police Command Staff Training – Merighi's  9:00 AM – Claims Comm Mtg via Zoom	<b>9</b>
<b>12</b> 8:00 AM – Police Command Staff Training – Indian Springs CC, Marlton	<b>13</b>	<b>14</b>	<b>15</b>	<b>16</b>
<b>19</b> Offices Closed - Juneteenth	<b>20</b>	<b>21</b> 3:00 PM – Exec Comm Mtg @ Avalon Comm Ctr, Avalon	<b>22</b> 8:00 AM – Police Command Staff Training – Auletto's, Depftord	<b>23</b>
<b>26</b>	<b>27</b>	<b>28</b>	<b>29</b> 9:00 AM/1:00 PM - Mgr & Spvy Training via Zoom	<b>30</b>

## 2022-2023 ELECTED OFFICIALS RISK MANAGEMENT SEMINAR

This course details ways to control workers' compensation and liability insurance costs. Municipal elected officials, authority commissioners and a member's CEO (i.e., municipal manager / administrator or executive director) who completes this course by **the extended deadline of May 31, 2023**, may qualify for a \$250 credit (capped at approx. 5% of MEL assessment) in their local unit 2023 assessment.

1. To log into the MSI's New Learning Management System for the first time, you will need to **receive an activation email with code** by contacting your agencies Training Administrator or Andrea Felip at the MSI office at 856-552-4740 or [Afelip@jamontgomery.com](mailto:Afelip@jamontgomery.com).
2. **Once you receive your activation code via email**, follow the link and one-time instructions to activate your account. The activation process will give you a **new username** and allow you to create a password.
3. Once logged into the LMS, navigate to the **'Request Training' button** on the upper right portion of your Home Screen.
4. **Find and select the 2022-2023 Elected Officials Risk Management Seminar** in the dropdown and click submit at the bottom of the screen.
5. The course will now show in the **Assigned section** in the center of your Home screen.
6. **Click the title to launch** the course.
7. **For additional help** if needed, this video will walk you through the steps to enroll in online learning. [How to Register for Online Learning](#)

## Land Use Training Certification

Member
Avalon
Buena
Cape May Point
City of Cape May
Commercial Twp.
Corbin
Deerfield
Dennis
Downe
Egg Harbor Twp
Estell Manor
Folsom
Hamilton
Linwood
Longport
Margate
Middle
Millville
Mullica
North Wildwood
Northfield
Sea Isle City
Somers Point
Stone Harbor
Upper Deerfield
Upper Township
Waterford
West Cape May
Weymouth
Wildwood
Wildwood Crest
Woodbine

# 2023 SPECIAL POLICE OFFICER PATROL PRACTICES UPDATE



## Four Hour Pre-Season Training

Instructed by: Chief Denis E. Connell, Retired

### TOPICS:

- |                                  |                                |
|----------------------------------|--------------------------------|
| 1. Service Animals:              | NJSA 10: 5-29                  |
| 2. NJ LAD:                       | Bathroom Access Issues         |
| 3. Immigrant Trust Directive:    | Policy Review                  |
| 4. L E Social Media:             | Evidence and OPRA Implications |
| 5. L E Computer Systems:         | Confidentiality                |
| 6. Case Law Update:              | State v Carter/State v. Keaton |
| 7. Duty to Provide Medical Help: | State-Created Danger Theory    |

The course is designed for newly appointed Special Officers Class I, Class II and Veteran Special Officers assigned to seasonal police duty.

### NOTE

All in-person training is conducted at COVID-compliant academy facilities. State regulations applicable at the time of training will be enforced.

### 2 Sessions Offered

**Wednesday, May 24, 2023**

CLASS CAPACITY: 90

6 pm - 10 pm

Cape May Police Academy  
County Complex

**Thursday, May 25, 2023**

CLASS CAPACITY: 40

6 pm - 10 pm

Atlantic County Police Academy  
5033 English Creek Road  
Mays Landing

These training seminars are provided free of charge to ACM, BURLCO and TRICO JIF Members on a first come - first serve basis. Register your personnel today!

**[CLICK HERE TO REGISTER](#)**

**PLEASE DO NOT CALL THE ACADEMY TO REGISTER**

Questions? Contact Kristi Kristie:  
Email: [Kristi\\_Kristie@RPAdmin.com](mailto:Kristi_Kristie@RPAdmin.com)



# SAFETY DIRECTOR REPORT

## Atlantic County Municipal Joint Insurance Fund

**TO:** Fund Commissioners, Safety Coordinators, and Risk Managers

**FROM:** Robert Garish, JIF Safety Director

**DATE:** May 3, 2023

### J. A. MONTGOMERY CONSULTING SERVICE TEAM & LOSS CONTROL ACTIVITIES

Keith Hummel Associate Director Public Sector Risk Control <a href="mailto:khummel@jamontgomery.com">khummel@jamontgomery.com</a> Office: 856-552-6862	Mailing Address: TRIAD 1828 CENTRE Cooper Street, 18 <sup>th</sup> Floor Camden, NJ 08102	Robert Garish Assistant Director Public Sector <a href="mailto:rgarish@jamontgomery.com">rgarish@jamontgomery.com</a> Office: 856-552-4650 Cell: 609-947-9719
Thomas Reilly Risk Control Consultant <a href="mailto:treilly@jamontgomery.com">treilly@jamontgomery.com</a> Office: 856-446-9205	P.O. Box 99106 Camden, NJ 08101	John Saville Assistant Director Public Sector <a href="mailto:jsaville@jamontgomery.com">jsaville@jamontgomery.com</a> Office: 732-660-5009
Melissa Meccariello Administrative Assistant <a href="mailto:mmeccariello@jamontgomery.com">mmeccariello@jamontgomery.com</a> Office: 856-479-2070		

### *LOSS CONTROL SURVEYS*

- Borough of Absecon on April 4, 2023
- Township of Middle on April 5, 2023
- Township of Egg Harbor on April 18, 2023
- City of Pleasantville on April 27, 2023
- Township of Egg Harbor Renewal on April 27, 2023
- Township of Egg Harbor Renewal on April 28, 2023

### *LAW ENFORCEMENT LOSS CONTROL SURVEYS*

- City of Cape May on April 19, 2023

### *MEETINGS ATTENDED*

- Claims Committee Meeting on April 13, 2023
- Back Safety Material Training – Regional Training on April 19, 2023
- Executive Fund Committee Meeting on April 19, 2023
- Safety, Claims, and Wellness Coordinator Roundtable on April 25, 2023



YTD TO	APRIL	2023			\$ 5,800,366.19	\$ 248,073.71	\$ -	\$ 3,000.00	\$ 5,255.98	\$ 5,502,263.33	\$ -	\$ 39,277.17	\$ -	\$ 2,496.00	<b>CONTROL</b>
															<b>(0.00)</b>
<b>CONTROL</b>	<b>MONTH</b>	<b>DATE</b>	<b>MEMBER NAME</b>	<b>TOTAL</b>	<b>RECOVERY REGISTER:</b>	<b>RECOVERY REGISTER:</b>	<b>EXCESS REIMB/REFUNDS/ALL OTHER</b>	<b>OTHER</b>	<b>ADJUSTMENT REGISTER</b>	<b>CY ASSESSMENT</b>	<b>OTHER</b>	<b>INTEREST</b>	<b>RETURN FROM M&amp;T</b>	<b>OTHER</b>	<b>COMMENT</b>
	APRIL	4/14/2023	SEA ISLE CITY	\$ 208.33	\$ 208.33										
	APRIL	4/14/2023	DENNIS TOWNSHIP	\$ 71,928.81	\$ 71,928.81										
	APRIL	4/14/2023	WILDWOOD CREST	\$ 23.00	\$ 23.00										
	APRIL	4/14/2023	MILLVILLE	\$ 10,550.45	\$ 10,550.45										
	APRIL	4/14/2023	SEA ISLE CITY	\$ 7,049.28	\$ 7,049.28										
	APRIL	4/14/2023	MARGATE	\$ 4,802.08	\$ 4,802.08										
	APRIL	4/14/2023	SOMERS POINT	\$ 3,274.10	\$ 3,274.10										
	APRIL	4/14/2023	CAPE MAY CITY	\$ 5,873.53	\$ 5,873.53										
	APRIL	4/14/2023	HAMILTON	\$ 2,407.68	\$ 2,407.68										
	APRIL	4/14/2023	MIDDLE	\$ 15,928.91	\$ 15,928.91										
	APRIL	4/14/2023	FOLSOM	\$ 19.74	\$ 19.74										
	APRIL	4/14/2023	FOLSOM	\$ 9.87	\$ 9.87										
	APRIL	4/14/2023	FOLSOM	\$ 9.87	\$ 9.87										
	APRIL	4/14/2023	FOLSOM	\$ 9.87	\$ 9.87										
	APRIL	4/14/2023	FOLSOM	\$ 19.74	\$ 19.74										
	APRIL	4/14/2023	FOLSOM	\$ 9.87	\$ 9.87										
	APRIL	4/14/2023	FOLSOM	\$ 9.87	\$ 9.87										
	APRIL	4/14/2023	FOLSOM	\$ 9.87	\$ 9.87										
	APRIL	4/14/2023	FOLSOM	\$ 9.87	\$ 9.87										
	APRIL	4/17/2023	MIDDLE	\$ 4,303.50	\$ 4,303.50										
	APRIL	4/22/2023	SOMERS POINT	\$ 135.00					\$ 135.00						
	APRIL	4/26/2023	PLEASANTVILLE	\$ 11,568.68	\$ 11,568.68										
	APRIL	4/26/2023	VARIOUS	\$ 6,875.66					\$ 4,379.66					\$ 2,496.00	
	APRIL	4/26/2023	VARIOUS	\$ 52.00	\$ 52.00										
	APRIL	4/26/2023	VARIOUS	\$ 198.00	\$ 198.00										
	APRIL	4/30/2023	ASSESSMENTS	\$ 1,982,573.33						\$ 1,982,573.33					
	APRIL	4/30/2023	INTEREST INVESTORS	\$ 7,734.90							\$ 7,734.90				
				\$ 2,135,595.81	\$ 138,276.92	\$ -	\$ -	\$ 4,514.66	\$ 1,982,573.33	\$ -	\$ 7,734.90	\$ -	\$ 2,496.00		
				\$ 5,800,366.19	\$ 248,073.71	\$ -	\$ 3,000.00	\$ 5,255.98	\$ 5,502,263.33	\$ -	\$ 39,277.17	\$ -	\$ 2,496.00		
				\$ 5,800,366.19											
				\$ -											

### ***MEL SAFETY INSTITUTE (MSI)***

All MSI communications will be distributed exclusively through the NJ MEL app, and an MSI Newsletter will be emailed to summarize the communications sent through the app.

If you would like to receive communications from MEL and MSI related to your position or operations, follow the directions to select from the list of available Push Notification “subscriptions.” Click here for [NJ MEL App Directions](#).

### ***MSI SAFETY DIRECTOR***

- How to Receive Push Notifications on the NJ MEL Mobile App?
- New LMS: New MSI LMS – Training Administrator Overview/New MSI LMS – Student (Learner) Overview
- Safe Exchange Zone Best Practices
- CDL Entry-Level Driver Trainer Best Practices
- CDL Controlled Substances & Alcohol Use Testing Policies For New Jersey Public Agencies
- CDL – Designated Employer Representative (DER) Best Practices
- National Work Zone Awareness Week
- MSI EXPO – Bergen County Law & Public Safety Institute
- Fall Protection at Treatment Plants, Pump Stations, & Wells Best Practices
- Tornado Best Practices
- New MSI Learning Management System Launch – Reminder and Resources
- MSI LIVE Schedule
- MSI Toolkit

### ***MSI Fire & EMS***

- Fire Protection Equipment & System Impairment Best Practices
- Firefighters – Facial Hair & Fit Testing

### ***MSI LAW ENFORCEMENT MESSAGES***

- Law Enforcement’s Role in Active Shooter Response & Prevention – MSI LE Bulletin
- Police Decision Making

### *MSI NOW*

[MSI NOW](#) provides on-demand streaming videos and online classes that can be viewed 24/7 by our members. Topics pertain to many aspects of safety, risk control, employment practices, and supervision, and most can be viewed in under 20 minutes.

MSI NOW	
Municipality	Number of Videos
Dennis	1
Estell Manor	1
Hamilton	1
Middle	1
Wildwood Crest	2

### *MSI LIVE*

[MSI LIVE](#) features real-time, instructor-led in-person, and virtual classes. Experienced instructors provide an interactive experience for the attendee on a broad spectrum of safety and risk control topics. Most MSI LIVE offerings have been awarded continuing education credits for municipal designations and certifications. The MSI LIVE catalog provides a description of the course, the intended audience, and available credits.

The [MSI LIVE Schedule](#) is available for registration. Please register early, under-attended classes will be canceled.

To maintain the integrity of the MSI classes and our ability to offer CEUs, we must abide by the rules of the State agency that issued the designation. Chief among those rules is the attendee of the class must attend the whole session. **Attendees who enter the class more than 5 minutes late or leave early will not be awarded CEUs for the class or receive a certificate of completion.**

For virtual classes, the MSI utilizes the Zoom platform to track the time each attendee logs in and logs out. Also, we can track participation, to demonstrate to the State agency the student also participated in polls, quizzes, and question & answer activities during the class. The MSI maintains these records to document our compliance with the State agency.

If you need assistance using the MSI Learning Management System, please call the MSI Helpdesk at 866-661-5120.

**NOTE:** We need to keep our list of MSI Training Administrators up-to-date. If there are any changes or deletions, or you need to appoint a new Training Administrator, please advise Andrea Felip at [afelip@jamontgomery.com](mailto:afelip@jamontgomery.com).

# Technical Risks Services Director Monthly Executive Report May 8, 2023



## Summary

Welcome to the new reporting format. Each month the CyberLiability report will consist of this executive summary of the past month's work plus the plans for the next month. And finally, maybe a tidbit or two on safety. This month's is about outlawed cameras and should be read carefully as you may have illegal cameras in your facilities.

The CyberLiability documentation portion of the report can be broken down into three parts.

User Training-These are the Wizer reports for the month  
Vuln/pentesting- These are the D2 reports for the month  
MEL Cyber JIF- This is the Cyber insurance Tier level documentation

This past month we have been putting together a program to streamline the document process for Cyber Training/vulnerability/MEL. This task can be quite daunting and frustrating to many of you as well as our staff. Hopefully we will produce a process that is both meaningful, accurate and as painless as possible so your time is not wasted digging up forms from old emails that you may have missed.

We have also narrowed the focus on our user training / network testing documents so we can get those tasks completed.

However, the most important task over the next few months will be the completion of the MEL questionnaire. For 2024 MEL has changed the rule for "Tiering" from 3 to just two. Hopefully all of you will qualify for the lowest tier now called Simple. The higher tier is now called Advanced. Many of you will make it here as well.

Our approach will be to get everyone to Simple as soon as possible. Then to revisit those members who wish to really drive their deductible down at Advanced.

You will soon receive an email from [MEL@wintseconsulting.com](mailto:MEL@wintseconsulting.com). MEL will describe the process in further detail. However if you want to get a jump on MEL, below is the link to the MEL CyberLiability page with the requirements and questionnaires. Go over it carefully with your staff and technicals.

We look forward to your cooperation.

Stay Cybersafe

Jerry Caruso

Link to MEL Cyber JIF

<https://njmel.org/mel-safety-institute/resource-center/public-officials/public-officials-cyber-risk-control/cyber-jif/>

## Training – Phishing Campaign Last 30 Days

Member	recipients	sent	opened	clicked	phished	reported
Absecon City	32	32	6	0	0	0
Avalon Borough	132	132	12	1	0	0
Brigantine City	132	131	3	0	0	0
Buena Borough	44	44	4	0	0	0
Cape May City	109	107	17	2	0	0
Cape May Point Borough	23	23	5	0	0	0
Commercial Township	15	15	2	0	0	0
Corbin City	18	18	3	1	0	0
Deerfield Township	13	13	4	1	0	0
Dennis Township	21	21	0	0	0	0
Egg Harbor Township	190	187	60	6	0	0
Estell Manor City	12	12	1	1	0	0
Folsom Borough	10	10	0	0	0	0
Galloway Township	150	150	22	1	0	0
Hamilton Township	142	142	27	6	0	0
Linwood City	51	51	17	1	0	0
Longport Borough	39	39	3	1	0	0
Lower Township	99	99	6	0	0	0
Margate City	124	124	1	0	0	0
Middle Township	131	130	67	6	0	0
Millville City	306	306	65	4	0	0
Mullica Township	39	39	4	1	0	0
Newfield Borough	5	5	1	0	0	0
North Wildwood City	5	5	2	0	0	0
Northfield City	68	68	0	0	0	0
Ocean City	5	5	2	0	0	0
Pleasantville City	132	126	37	5	0	0
Sea Isle City	88	88	2	0	0	0
Somers Point City	66	66	7	1	0	0
Stone Harbor Borough	80	80	14	2	0	0
Upper Deerfield Township	17	17	8	0	0	0
Upper Township	45	44	14	1	0	0
Ventnor City	119	119	1	0	0	0
Waterford Township	44	42	15	4	0	0
West Cape May Borough	23	21	6	0	0	0
West Wildwood Borough	31	31	5	0	0	0
Weymouth Township	11	11	0	0	0	0
Wildwood Crest Borough	81	81	10	1	0	0
Woodbine Borough	19	19	1	0	0	0

2

Active Campaigns

6,453

Sent

1147

Opened

121

Clicked

1.88%

Clicked Rate

## Active Phishing Campaigns Stats

Department	Sent	Opened	Clicked	Clicked Rate	Last Sent
Absecon City	<div><div></div></div> 83	23	2	2.41%	05 May 2023
Avalon Borough	<div><div></div></div> 310	12	1	0.32%	05 May 2023
Brigantine City	<div><div></div></div> 339	32	4	1.18%	05 May 2023
Buena Borough	<div><div></div></div> 111	10			05 May 2023
Cape May City	<div><div></div></div> 271	66	7	2.58%	05 May 2023
Cape May Point Borough	<div><div></div></div> 52	14	1	1.92%	05 May 2023
Commercial Township	<div><div></div></div> 39	4			03 May 2023
Corbin City	<div><div></div></div> 33	3	1	3.03%	05 May 2023
Deerfield Township	<div><div></div></div> 36	10	1	2.78%	04 May 2023
Dennis Township	<div><div></div></div> 55	1			05 May 2023
Egg Harbor Township	<div><div></div></div> 516	170	16	3.10%	05 May 2023
Estell Manor City	<div><div></div></div> 30	9	1	3.33%	01 May 2023
Folsom Borough	<div><div></div></div> 22	1	1	4.55%	05 May 2023
Galloway Township	<div><div></div></div> 396	62	4	1.01%	05 May 2023
Hamilton Township	<div><div></div></div> 351	66	9	2.56%	05 May 2023
Linwood City	<div><div></div></div> 129	54	2	1.55%	05 May 2023
Longport Borough	<div><div></div></div> 104	6	3	2.88%	05 May 2023
Lower Township	<div><div></div></div> 272	15	1	0.37%	05 May 2023
Margate City	<div><div></div></div> 261	3			05 May 2023
Middle Township	<div><div></div></div> 338	149	18	5.33%	05 May 2023
Millville City	<div><div></div></div> 622	129	11	1.77%	05 May 2023
Mullica Township	<div><div></div></div> 102	4	2	1.96%	05 May 2023
Newfield Borough	<div><div></div></div> 14	2			19 April 2023
North Wildwood City	<div><div></div></div> 11	3			02 May 2023
Northfield City	<div><div></div></div> 175				05 May 2023
Ocean City	<div><div></div></div> 11	5	1	9.09%	03 May 2023
Pleasantville City	<div><div></div></div> 339	97	17	5.01%	05 May 2023
Sea Isle City	<div><div></div></div> 238	7			05 May 2023
Somers Point City	<div><div></div></div> 173	22	2	1.16%	05 May 2023
Stone Harbor Borough	<div><div></div></div> 203	36	4	1.97%	05 May 2023
Upper Deerfield Township	<div><div></div></div> 45	19			05 May 2023
Upper Township	<div><div></div></div> 105	29	4	3.81%	05 May 2023
Ventnor City	<div><div></div></div> 308	4			05 May 2023
Waterford Township	<div><div></div></div> 115	41	7	6.09%	05 May 2023
West Cape May Borough	<div><div></div></div> 52	10	1	1.92%	05 May 2023
West Wildwood Borough	<div><div></div></div> 79	14	1	1.27%	05 May 2023
Weymouth Township	<div><div></div></div> 23	2			05 May 2023
Wildwood Crest Borough	<div><div></div></div> 214	36	2	0.93%	05 May 2023
Woodbine Borough	<div><div></div></div> 31	3			05 May 2023

2023 Cyber Awareness Training - Part 1

Department	Invited Users	Started Training	Completed Training	%	Rating
Absecon City	29	22	22	75.86%	4.33
Avalon Borough	126	101	101	80.16%	4.24
Brigantine City	122	103	103	84.43%	4.15
Buena Borough	41	18	18	43.90%	4.50
Cape May City	104	101	100	96.15%	4.29
Cape May Point Borough	17	16	16	94.12%	4.62
Commercial Township	13	11	11	84.62%	4.53
Corbin City	14	9	9	64.29%	4.77
Deerfield Township	11	11	11	100.00%	4.78
Dennis Township	19	19	19	100.00%	4.03
Downe Township	3	3	3	100.00%	4.75
Egg Harbor Township	181	141	140	77.35%	4.48
Estell Manor City	10	9	9	90.00%	4.46
Folsom Borough	7	4	4	57.14%	4.67
Galloway Township	145	131	131	90.34%	4.27
Hamilton Township	135	124	124	91.85%	4.32
Linwood City	44	44	44	100.00%	4.47
Longport Borough	37	32	32	86.49%	4.13
Lower Township	99	94	94	94.95%	4.11
Margate City	118	111	110	93.22%	4.35
Middle Township	134	110	108	80.60%	4.28
Millville City	292	200	200	68.49%	4.12
Mullica Township	35	31	31	88.57%	4.31
Newfield Borough	5	4	4	80.00%	4.60
North Wildwood City	89	76	76	85.39%	4.17
Northfield City	63	59	58	92.06%	4.11
Ocean City	237	189	189	79.75%	4.18
Pleasantville City	124	100	98	79.03%	4.43
Sea Isle City	83	62	61	73.49%	4.15
Somers Point City	61	42	41	67.21%	3.83
Stone Harbor Borough	70	42	42	60.00%	4.56
Upper Deerfield Township	15	15	15	100.00%	4.43
Upper Township	40	29	28	70.00%	4.37
Ventnor City	113	108	107	94.69%	4.30
Waterford Township	41	33	33	80.49%	4.33
West Cape May Borough	19	12	12	63.16%	4.47
West Wildwood Borough	31	17	17	54.84%	4.83
Weymouth Township	7	5	5	71.43%	4.33
Wildwood City	111	55	54	48.65%	4.20
Wildwood Crest Borough	78	75	75	96.15%	4.36
Woodbine Borough	10	8	8	80.00%	4.29

Comments

Messages	Rating	Created_at
thank you	5	27 September 2021
good information	5	30 September 2021
very informative	5	07 December 2021
thanks	5	24 May 2022
very informative	5	02 June 2022
very informative	5	09 June 2022
very informative	5	29 June 2022
very informative	5	01 July 2022
thanks	5	18 July 2022
thanks	4	29 September 2022
very informative	5	08 November 2022
very informative	5	15 December 2022
very informative	4	27 February 2023
thanks	4	01 March 2023
thanks	4	02 March 2023
Good course! Thanks for the info!	5	20 March 2023
Good job	4	21 March 2023
well worth the training and time. important information	5	22 March 2023
I am already taking the Wizer same exact courses in my other town that I am employed in (City of Vineland and City of Absecon). Can you combine my accounts into a single account for training?	5	24 March 2023
Thanks! One of the better ones Ive done	5	24 March 2023
learned a lot....	4	24 March 2023
good information.	4	27 March 2023
hhhhh	5	27 March 2023
Good training	5	29 March 2023
good information	5	30 March 2023
Very good, to the point and kept my attention without a hammer.	5	02 April 2023
okay and informative	4	05 April 2023
very informative	5	05 April 2023
Course was excellent. I was quickly brought up to date about current cybersecurity threats.	5	05 April 2023
great format easy to understand	4	06 April 2023
neat	3	11 April 2023
thanks	4	18 April 2023
Learned something new - thanks	5	27 April 2023
thank you	5	03 May 2023

# Vulnerability and Penetration Testing

Member	KYC&VSA Received	Vulnerability	PenTest
Absecon City	Not Participating	n/a	n/a
Avalon Borough			
Brigantine City			
Buena Borough	X	X	
Cape May City			
Cape May Point Borough			
Commercial Township	X	X	X
Corbin City	X	X	X
Deerfield Township			
Dennis Township			
Downe Township	X	X	
Egg Harbor Township	X	X	
Estell Manor City			
Folsom Borough	X	X	
Galloway Township	X	X	X
Hamilton Township			
Linwood City	X	X	X
Longport Borough	X	X	
Lower Township	X	X	
Margate City	X	X	X
Middle Township			
Millville City			
Mullica Township	X	X	
Newfield Borough			
North Wildwood City			
Northfield City	X	X	
Ocean City			
Pleasantville City			
Sea Isle City	X	X	
Somers Point City			
Stone Harbor Borough			
Upper Deerfield Township	X	X	
Upper Township	X	X	
Ventnor City	X	X	
Waterford Township	X	X	X
West Cape May Borough			
West Wildwood Borough			
Weymouth Township	X	X	
Wildwood City	X	X	
Wildwood Crest Borough	X	X	
Woodbine Borough			
<b>Percentage Completed</b>	<b>51%</b>	51%	14%



## MEL Cyber JIF Framework Status

Member	Approval Status - Minimum	Approval Status - Advanced
Absecon City		
Avalon Borough		
Brigantine City		
Buena Borough		
Cape May City		
Cape May Point Borough		
Commercial Township		
Corbin City		
Deerfield Township		
Dennis Township		
Downe Township		
Egg Harbor Township		
Estell Manor City		
Folsom Borough		
Galloway Township		
Hamilton Township		
Linwood City		
Longport Borough		
Lower Township		
Margate City		
Middle Township		
Millville City		
Mullica Township		
Newfield Borough		
North Wildwood City		
Northfield City		
Ocean City		
Pleasantville City		
Sea Isle City		
Somers Point City		
Stone Harbor Borough		
Upper Deerfield Township		
Upper Township		
Ventnor City		
Waterford Township		
West Cape May Borough		
West Wildwood Borough		
Weymouth Township		
Wildwood City		
Wildwood Crest Borough		
Woodbine Borough		

## Cyber Security Bulletin May 2023

In recent years, certain Chinese video surveillance and telecommunications equipment manufacturers have come under scrutiny because of the potential security risks they pose to U.S. security. These manufacturers include familiar industry names, and their subsidiaries and affiliates. The U.S. Government has taken actions restricting the purchase of this equipment by Federal agencies and grant recipients, as well as prohibiting the marketing and sale of these products to certain markets. These actions include section 889 of the National Defense Authorization Act (NDAA) and the Secure Equipment Act of 2021 (SEA), the requirements of which were recently implemented by the Federal Communications Commission (FCC).

### What are the NDAA and the SEA?

The NDAA is legislation that Congress passes annually to set out priorities for national defense policy and funding. Section 889 of the NDAA generally prohibits the use of federal funds (including grant funds) to buy certain telecommunications equipment or services from Huawei, ZTE, or Hytera Communications Corporation, or video surveillance equipment or services from Hytera Communications Corporation, Hangzhou Hikvision Digital Technology Company, or Dahua Technology Company (or any subsidiary or affiliate of such entities).

The SEA directed the FCC to adopt rules that clarify that it would no longer review or approve any application for equipment authorization for equipment that is on the FCC's list of telecommunications and video surveillance equipment deemed a threat to national security. The FCC implemented this mandate by adopting rules that prohibit the marketing and sale of broadband capable telecommunications and video surveillance equipment manufactured by these companies and their affiliates and subsidiaries to certain markets, e.g., government facilities, critical infrastructure. These rules became effective on February 6th, 2023.

### Why were these laws passed?

Both Section 889 and the SEA reflect growing concerns by the federal government about the security threat posed by equipment provided by certain Chinese manufacturers. As video cameras and telecommunications hardware have become increasingly smarter and better connected, related cybersecurity risks have grown in likelihood and threat level.

A camera or broadband-enabled radio might not seem like the most likely candidate for a cybersecurity breach. But networked devices or any devices in the Internet of Things (IoT) can be used as a "back door" by hackers to enter larger networks or obtain user data. These risks are heightened by the fact that Chinese manufacturers tend to make these devices available at low price points and most tend not to be as rigorously secured as laptops or servers.

What's more, many newer models contain System on a Chip (SoC) technology. This gives a great deal of computing power to devices like cameras but also makes them a much more likely risk vector for hackers.

These threats could be catastrophic for any business, but the stakes are even higher when these devices are used by the federal government or in the public safety environment. If devices were hacked, the possibility of eavesdropping on classified conversations, accessing confidential information, or disrupting essential services could have enormous repercussions, both nationally and globally.

This legislation will push many security companies and service providers who work with the U.S. government to carry out thorough due diligence of all their equipment, services and relationships to ensure they are compliant.

## Conclusion

NDAA regulation not only prevents federal agencies from installing cameras made by companies on the black list, but also prohibits them from doing business with any organization that uses them. This means that as a security leader, integrator, or facility manager you don't want to take the risk of installing non-NDAA compliant security systems for both compliance and cybersecurity reasons.

If you plan to work with government agencies or install security cameras on government property, you need to make sure that your video surveillance products are NDAA compliant. Additionally, it is strongly recommended that organizations use NDAA-compliant hardware as a general best practice and in an abundance of caution.

The best way to make sure that your security cameras are NDAA compliant is to seek the advice of your Technical advisor. You can also forward any information to me at [jerry@wintseconsulting.com](mailto:jerry@wintseconsulting.com) and I will obtain the answer for you. Please review your current equipment to make sure it is NDAA compliant and if it's not make plans to replace the equipment.

### **For more information and further reading of these articles:**

<https://www.securitymagazine.com/articles/98980-why-have-the-ndaa-and-fcc-banned-certain-security-cameras>

<https://www.fcc.gov/document/fcc-bans-authorizations-devices-pose-national-security-threat>

<https://getsafeandsound.com/2022/06/what-is-ndaa-compliant-security-cameras/>

May 9, 2023

To the Members of the  
Executive Board of the  
Atlantic County Municipal  
Joint Insurance Fund

I have enclosed for your review and, in some cases consideration, documents of presentation relating to claims, transfers, and the financial condition of the Fund. The statements included in this report are prepared on a “modified cash basis” and relate to financial activity through the one month period ending **April 30, 2023**, for Closed Fund Years 1987 to 2018, and Fund Years 2019, 2020, 2021, 2022 and 2023. The reports, where required, are presented in a manner prescribed or permitted by the Department of Insurance and the Division of Local Government Services of the Department of Community Affairs.

All statements contained in this report are subject to adjustment by annual audit.

A summary of the contents of these statements is presented below.

**A.E.L.C.F. PARTICIPANT YEAR-END BALANCES-includes 2022 interest and former members dividends transferred {CURRENT YEAR} into this account.**

	4/30/2023
	<u>AUDITED {includes un-audited interest allocation }</u>
Buena Vista	\$ -0-
Egg Harbor City	\$ 43,099.09
Hamilton Township	\$ 87,196.65
Hammonton Township	\$ 197,074.61
Lower Township	\$ -0-
Middle Township	\$ 177,523.73
Mullica Township	\$ 28,422.11
Northfield	\$ 113,018.55
Pleasantville	\$ 517.54
Port Republic	\$ -0-
Upper Deerfield Township	\$ 75,417.48
Waterford Township	\$ 28,669.20
Upper Township	\$ 184,042.00
Stone Harbor	\$ 9,644.46
	<u>\$ 944,625.43</u>

**SUMMARY REPORT OF AELCF/DIVIDENDS/RETRO PROGRAM**

-attached

**RECEIPT ACTIVITY FOR THE PERIOD**

**Subrogation Receipts**

April: \$ 138,276.92 YTD: \$248,073.71

**Other:**

April: \$ -0- YTD: \$ 3,000.00

**Adjustment:**

April: \$ 45,514.66 YTD: \$ 5,255.98

Assessments: **\$1,982,573.33**

**CLAIM ACTIVITY FOR THE PERIOD:**

**ACTIVITY**

The enclosed report shows claim activity during the period:

April:

Checks Issued: 318 Claim Payments: 875 Total Issued: \$913,539.64

Effect on Cash Position: \$764,484.08

**CASH ACTIVITY FOR THE PERIOD:**

**ACTIVITY**

The enclosed reconciliation report details that during the reporting period the Fund's "Cash Position" changed as follows:

JANUARY:	Ending Balance	<u>\$45,859,989.06</u>
FEBRUARY:	Ending Balance	<u>\$46,126,634.19</u>
MARCH:	Ending Balance	<u>\$45,149,946.80</u>
APRIL:	Ending Balance	<u>\$45,106,012.88</u>

**Executive Committee**

**5/9/2023**

**Page 3**

**INVESTMENT INTEREST & INVESTMENTS:**

Please refer to the schedule entitled: **ANALYSIS OF INVESTMENT ACTIVITY** which summarizes all the required adjustments to the investments of JCMI, Treasuries, and Investors:

**INTEREST EARNED:**

JCMI	\$33,787.66	YTD: \$129,089.48
Treasury	\$ -0-	YTD: \$104,925.23
Citizens Investors	\$ 7,737.43	YTD: \$ 39,279.70

Note: some off-set adjustments are required for administrative charges.

**RATE OF RETURN**-only interest as FROM ANALYSIS WORKSHEET.

April: 1.10%

**ALLOCATION OF FUNDS:**

	<b><u>FEBRUARY</u></b>	
Treasury-	\$22,116,762.23	48%
JCMI-	\$19,391,154.35	42%
Investors	<u>\$ 4,618,717.61</u>	<u>10%</u>
	\$48,126,634.19	

	<b><u>MARCH</u></b>	
Treasury-	\$22,192,608.86	48%
JCMI-	\$19,771,971.35	44%
Investors	<u>\$ 3,185,365.59</u>	<u>8%</u>
	\$45,149,946.80	

	<b><u>APRIL</u></b>	
Treasury-	\$22,194,143.85	49%
JCMI-	\$19,823,045.00	44%
Investors	<u>\$ 3,088,824.03</u>	<u>7%</u>
	\$45,106,012.88	

**Executive Committee**

**5/9/2023**

**Page 4**

**BILL LIST FOR THE PERIOD:**

Vouchers to be submitted for your consideration at the scheduled meeting show on the accompanying bill list at the end of my report.

The information contained in this cover report is a summary of key elements related to activity during the reporting period. Other detailed information is contained in the attached documents and, if desired, a more specific explanation on any question can be obtained by contacting me at 609-425-1136 or email [ocjjh4263@gmail.com](mailto:ocjjh4263@gmail.com).

Respectfully Submitted,

***John J. Hansen***

John J. Hansen  
Treasurer

YTD TO	APRIL	2023			\$ 5,800,366.19	\$ 248,073.71	\$ -	\$ 3,000.00	\$ 5,255.98	\$ 5,502,263.33	\$ -	\$ 39,277.17	\$ -	\$ 2,496.00	<b>CONTROL</b>
															<b>(0.00)</b>
CONTROL	MONTH	DATE	MEMBER NAME		TOTAL	RECOVERY REGISTER: SUBROGATION	RECOVERY REGISTER: EXCESS REIMB/REFUNDS/ALL OTHER	OTHER	ADJUSTMENT REGISTER	CY ASSESSMENT	OTHER	INTEREST	RETURN FROM M&T	OTHER	COMMENT
	APRIL	4/14/2023	SEA ISLE CITY		\$ 208.33	\$ 208.33									
	APRIL	4/14/2023	DENNIS TOWNSHIP		\$ 71,928.81	\$ 71,928.81									
	APRIL	4/14/2023	WILDWOOD CREST		\$ 23.00	\$ 23.00									
	APRIL	4/14/2023	MILLVILLE		\$ 10,550.45	\$ 10,550.45									
	APRIL	4/14/2023	SEA ISLE CITY		\$ 7,049.28	\$ 7,049.28									
	APRIL	4/14/2023	MARGATE		\$ 4,802.08	\$ 4,802.08									
	APRIL	4/14/2023	SOMERS POINT		\$ 3,274.10	\$ 3,274.10									
	APRIL	4/14/2023	CAPE MAY CITY		\$ 5,873.53	\$ 5,873.53									
	APRIL	4/14/2023	HAMILTON		\$ 2,407.68	\$ 2,407.68									
	APRIL	4/14/2023	MIDDLE		\$ 15,928.91	\$ 15,928.91									
	APRIL	4/14/2023	FOLSOM		\$ 19.74	\$ 19.74									
	APRIL	4/14/2023	FOLSOM		\$ 9.87	\$ 9.87									
	APRIL	4/14/2023	FOLSOM		\$ 9.87	\$ 9.87									
	APRIL	4/14/2023	FOLSOM		\$ 9.87	\$ 9.87									
	APRIL	4/14/2023	FOLSOM		\$ 19.74	\$ 19.74									
	APRIL	4/14/2023	FOLSOM		\$ 9.87	\$ 9.87									
	APRIL	4/14/2023	FOLSOM		\$ 9.87	\$ 9.87									
	APRIL	4/14/2023	FOLSOM		\$ 9.87	\$ 9.87									
	APRIL	4/14/2023	FOLSOM		\$ 9.87	\$ 9.87									
	APRIL	4/17/2023	MIDDLE		\$ 4,303.50	\$ 4,303.50									
	APRIL	4/22/2023	SOMERS POINT		\$ 135.00				\$ 135.00						
	APRIL	4/26/2023	PLEASANTVILLE		\$ 11,568.68	\$ 11,568.68									
	APRIL	4/26/2023	VARIOUS		\$ 6,875.66				\$ 4,379.66					\$ 2,496.00	
	APRIL	4/26/2023	VARIOUS		\$ 52.00	\$ 52.00									
	APRIL	4/26/2023	VARIOUS		\$ 198.00	\$ 198.00									
	APRIL	4/30/2023	ASSESSMENTS		\$ 1,982,573.33					\$ 1,982,573.33					
	APRIL	4/30/2023	INTEREST INVESTORS		\$ 7,734.90						\$ 7,734.90				
					\$ 2,135,595.81	\$ 138,276.92	\$ -	\$ -	\$ 4,514.66	\$ 1,982,573.33	\$ -	\$ 7,734.90	\$ -	\$ 2,496.00	
					\$ 5,800,366.19	\$ 248,073.71	\$ -	\$ 3,000.00	\$ 5,255.98	\$ 5,502,263.33	\$ -	\$ 39,277.17	\$ -	\$ 2,496.00	
					\$ 5,800,366.19										
					\$ -										



***SECTION A***  
***INVESTMENT***  
***REPORT***

**SUMMARY OF CASH AND INVESTMENT INSTRUMENTS**  
**ATLANTIC COUNTY MUNICIPAL JOINT INSURANCE FUND**  
**ALL FUND YEARS COMBINED**  
**CURRENT MONTH April**  
**CURRENT FUND YEAR 2023**

	Description:	INVESTORS LOSS	INVESTORS EXPENSE	INVESTORS:IMPRE SS	Wilmington Sweep	Wilmington Trust Asset Manager	JCMI
	ID Number:						
	Maturity (Yrs)						
	Purchase Yield:						
	TOTAL for All Accts & instruments						
Opening Cash & Investment l	\$45,149,946.74	2,630,501.67	750.00	554,114.86	15,196.93	22,177,411.93	19,771,971.35
Opening Interest Accrual Bal	\$136,172.24	-	-	-	-	136,172.24	-
1 Interest Accrued and/or Int	\$73,240.77	\$0.00	\$0.00	\$0.00	\$0.00	\$73,240.77	\$0.00
2 Interest Accrued - discount	\$0.00	\$0.00	\$0.00	\$0.00	\$0.00	\$0.00	\$0.00
3 zation and/or Interest Cost)	\$0.00	\$0.00	\$0.00	\$0.00	\$0.00	\$0.00	\$0.00
4 Accretion	\$412.91	\$0.00	\$0.00	\$0.00	\$0.00	\$0.00	\$412.91
5 Interest Paid - Cash Instr.s	\$44,371.44	\$7,737.43	\$0.00	\$0.00	-\$2,729.03	\$0.00	\$39,363.04
6 Interest Paid - Term Instr.s	\$0.00	\$0.00	\$0.00	\$0.00	\$0.00	\$0.00	\$0.00
7 Realized Gain (Loss)	\$15,561.72	\$0.00	\$0.00	\$0.00	\$0.00	\$4,264.02	\$11,297.70
8 Net Investment Income	\$133,586.84	\$7,737.43	\$0.00	\$0.00	-\$2,729.03	\$77,504.79	\$51,073.65
9 Deposits - Purchases	\$4,752,726.09	\$2,127,860.91	\$1,324,865.18	\$1,300,000.00	\$0.00	\$0.00	\$0.00
10 (Withdrawals - Sales)	-\$4,857,006.02	-\$2,624,865.18	-\$1,324,865.18	-\$907,275.66	\$0.00	\$0.00	\$0.00
Ending Cash & Investment Bal:	\$45,106,012.88	\$2,141,234.83	\$750.00	\$946,839.20	\$12,467.90	\$22,181,675.95	\$19,823,045.00
Ending Interest Accrual Balanc	\$209,413.01	\$0.00	\$0.00	\$0.00	\$0.00	\$209,413.01	\$0.00
Plus Outstanding Checks	\$416,367.58	\$0.00	\$34,398.67	\$381,968.91	\$0.00	\$0.00	\$0.00
(Less Deposits in Transit)	-\$253,785.06	-\$253,785.06	\$0.00	\$0.00	\$0.00	\$0.00	\$0.00
Balance per Bank	\$45,268,595.40	\$1,887,449.77	\$35,148.67	\$1,328,808.11	\$12,467.90	\$22,181,675.95	\$19,823,045.00

Investment Income Allocation												
EYE	Interest Allocation Flag 1=Y	1	1	1	1	0	1	0	0	1	1	
		Property	Liability	Auto	Workers Comp	POL/EPL	Deductible	Cyber JIF	MEL	Admin	Contingency	Total
2023	Opening Cash & Investment	118,153.71	286,882.88	56,528.09	1,066,603.20	248,698.45	306,955.77	59,242.20	656,841.85	(1,147,319.00)	0.00	\$1,652,587.14
	Opening Interest Accrual Bal	262.56	559.23	111.07	2,261.86	0.00	595.58	0.00	0.00	187.93	0.00	\$3,978.22
	1 Interest Accrued and/or Inte	\$185.03	\$449.25	\$88.52	\$1,670.28	\$0.00	\$480.69	\$0.00	\$0.00	\$0.00	\$0.00	\$2,873.76
	2 Interest Accrued - discounte	\$0.00	\$0.00	\$0.00	\$0.00	\$0.00	\$0.00	\$0.00	\$0.00	\$0.00	\$0.00	\$0.00
	3 ization and/or Interest Cost)	\$0.00	\$0.00	\$0.00	\$0.00	\$0.00	\$0.00	\$0.00	\$0.00	\$0.00	\$0.00	\$0.00
	4 Accretion	\$1.04	\$2.53	\$0.50	\$9.42	\$0.00	\$2.71	\$0.00	\$0.00	\$0.00	\$0.00	\$16.20
	5 Interest Paid - Cash Instr.s	\$112.09	\$272.17	\$53.63	\$1,011.90	\$0.00	\$291.21	\$0.00	\$0.00	\$0.00	\$0.00	\$1,741.01
	6 Interest Paid - Term Instr.s	\$0.00	\$0.00	\$0.00	\$0.00	\$0.00	\$0.00	\$0.00	\$0.00	\$0.00	\$0.00	\$0.00
	7 Realized Gain (Loss)	\$39.31	\$95.45	\$18.81	\$354.89	\$0.00	\$102.13	\$0.00	\$0.00	\$0.00	\$0.00	\$610.60
	8 Net Investment Income	\$337.48	\$819.41	\$161.46	\$3,046.49	\$0.00	\$876.74	\$0.00	\$0.00	\$0.00	\$0.00	\$5,241.57
	9 Interest Accrued - Net Chan	\$185.03	\$449.25	\$88.52	\$1,670.28	\$0.00	\$480.69	\$0.00	\$0.00	\$0.00	\$0.00	\$2,873.76
	Ending Cash & Investment	\$152,754.89	\$449,738.23	\$90,541.27	\$1,660,700.79	\$388,785.47	\$478,900.16	\$92,612.18	\$1,026,828.17	-\$2,115,918.16	\$0.00	\$2,224,943.00
	Ending Interest Accrual Bal	\$447.58	\$1,008.48	\$199.59	\$3,932.14	\$0.00	\$1,076.26	\$0.00	\$0.00	\$187.93	\$0.00	\$6,851.99

		Property	Liability	Auto	Workers Comp	POL/EPL	Deductible	Cyber JIF	MEL	Admin	Contingency	Total
2022	Opening Cash & Investment	95,251.80	1,785,647.25	340,912.19	3,987,517.25	(314,957.67)	1,726,218.88	0.00	(484,210.47)	1,472,790.25	366,669.85	\$8,975,839.33
	Opening Interest Accrual Bal	455.13	5,097.55	983.24	12,433.98	(0.04)	4,921.93	0.00	605.86	4,420.36	1,045.48	\$29,963.49
	1 Interest Accrued and/or Inte	\$149.16	\$2,796.28	\$533.86	\$6,244.36	\$0.00	\$2,703.22	\$0.00	\$0.00	\$2,306.36	\$574.20	\$15,307.44
	2 Interest Accrued - discounte	\$0.00	\$0.00	\$0.00	\$0.00	\$0.00	\$0.00	\$0.00	\$0.00	\$0.00	\$0.00	\$0.00
	3 ization and/or Interest Cost)	\$0.00	\$0.00	\$0.00	\$0.00	\$0.00	\$0.00	\$0.00	\$0.00	\$0.00	\$0.00	\$0.00
	4 Accretion	\$0.84	\$15.76	\$3.01	\$35.20	\$0.00	\$15.24	\$0.00	\$0.00	\$13.00	\$3.24	\$86.30
	5 Interest Paid - Cash Instr.s	\$90.37	\$1,694.07	\$323.43	\$3,783.02	\$0.00	\$1,637.69	\$0.00	\$0.00	\$1,397.26	\$347.87	\$9,273.71
	6 Interest Paid - Term Instr.s	\$0.00	\$0.00	\$0.00	\$0.00	\$0.00	\$0.00	\$0.00	\$0.00	\$0.00	\$0.00	\$0.00
	7 Realized Gain (Loss)	\$31.69	\$594.14	\$113.43	\$1,326.76	\$0.00	\$574.36	\$0.00	\$0.00	\$490.04	\$122.00	\$3,252.43
	8 Net Investment Income	\$272.06	\$5,100.26	\$973.73	\$11,389.35	\$0.00	\$4,930.51	\$0.00	\$0.00	\$4,206.66	\$1,047.30	\$27,919.87
	9 Interest Accrued - Net Chan	\$149.16	\$2,796.28	\$533.86	\$6,244.36	\$0.00	\$2,703.22	\$0.00	\$0.00	\$2,306.36	\$574.20	\$15,307.44
	Ending Cash & Investment	-\$13,025.68	\$1,784,996.47	\$341,852.06	\$3,746,801.85	-\$314,957.67	\$1,728,446.17	\$0.00	-\$484,210.47	\$1,413,899.55	\$367,142.96	\$8,570,945.24
	Ending Interest Accrual Bal	\$604.30	\$7,893.83	\$1,517.10	\$18,678.34	-\$0.04	\$7,625.15	\$0.00	\$605.86	\$6,726.72	\$1,619.67	\$45,270.94

		Property	Liability	Auto	Workers Comp	POL/EPL	Deductible	Cyber JIF	MEL	Admin	Contingency	Total
2021	Opening Cash & Investment	115,388.68	1,735,302.33	321,371.46	1,678,134.09	(45,923.53)	1,796,149.08	0.00	9,702.93	245,616.39	0.00	\$5,855,741.43
	Opening Interest Accrual Bal	224.71	4,998.04	915.36	5,727.39	0.00	5,115.82	0.00	7.01	718.23	0.00	\$17,706.57
	1 Interest Accrued and/or Interest	\$180.70	\$2,717.44	\$503.26	\$2,627.92	\$0.00	\$2,812.73	\$0.00	\$0.00	\$384.63	\$0.00	\$9,226.68
	2 Interest Accrued - discounte	\$0.00	\$0.00	\$0.00	\$0.00	\$0.00	\$0.00	\$0.00	\$0.00	\$0.00	\$0.00	\$0.00
	3 ization and/or Interest Cost)	\$0.00	\$0.00	\$0.00	\$0.00	\$0.00	\$0.00	\$0.00	\$0.00	\$0.00	\$0.00	\$0.00
	4 Accretion	\$1.02	\$15.32	\$2.84	\$14.82	\$0.00	\$15.86	\$0.00	\$0.00	\$2.17	\$0.00	\$52.02
	5 Interest Paid - Cash Instr.s	\$109.47	\$1,646.31	\$304.89	\$1,592.07	\$0.00	\$1,704.04	\$0.00	\$0.00	\$233.02	\$0.00	\$5,589.80
	6 Interest Paid - Term Instr.s	\$0.00	\$0.00	\$0.00	\$0.00	\$0.00	\$0.00	\$0.00	\$0.00	\$0.00	\$0.00	\$0.00
	7 Realized Gain (Loss)	\$38.39	\$577.38	\$106.93	\$558.36	\$0.00	\$597.63	\$0.00	\$0.00	\$81.72	\$0.00	\$1,960.42
	8 Net Investment Income	\$329.58	\$4,956.46	\$917.92	\$4,793.17	\$0.00	\$5,130.25	\$0.00	\$0.00	\$701.54	\$0.00	\$16,828.92
	9 Interest Accrued - Net Chan	\$180.70	\$2,717.44	\$503.26	\$2,627.92	\$0.00	\$2,812.73	\$0.00	\$0.00	\$384.63	\$0.00	\$9,226.68
	Ending Cash & Investment	\$143,171.23	\$1,734,014.11	\$321,786.12	\$1,558,937.64	-\$45,923.53	\$1,798,466.61	\$0.00	\$9,702.93	\$245,933.30	\$0.00	\$5,766,088.41
	Ending Interest Accrual Bal	\$405.41	\$7,715.49	\$1,418.62	\$8,355.32	\$0.00	\$7,928.55	\$0.00	\$7.01	\$1,102.86	\$0.00	\$26,933.25

		Property	Liability	Auto	Workers Comp	POL/EPL	Deductible	Cyber JIF	MEL	Admin	Contingency	Total
2020	Opening Cash & Investment	147,905.88	1,489,929.45	224,421.94	1,265,197.51	(31,377.36)	1,883,939.04	0.00	38,620.11	134,712.11	37,260.78	\$5,190,609.46
	Opening Interest Accrual Bal	390.31	4,363.16	641.69	3,788.09	0.00	5,366.00	0.00	29.88	384.77	106.13	\$15,070.02
	1 Interest Accrued and/or Interest	\$231.62	\$2,333.20	\$351.44	\$1,981.27	\$0.00	\$2,950.21	\$0.00	\$0.00	\$210.96	\$58.35	\$8,117.04
	2 Interest Accrued - discounte	\$0.00	\$0.00	\$0.00	\$0.00	\$0.00	\$0.00	\$0.00	\$0.00	\$0.00	\$0.00	\$0.00
	3 ization and/or Interest Cost)	\$0.00	\$0.00	\$0.00	\$0.00	\$0.00	\$0.00	\$0.00	\$0.00	\$0.00	\$0.00	\$0.00
	4 Accretion	\$1.31	\$13.15	\$1.98	\$11.17	\$0.00	\$16.63	\$0.00	\$0.00	\$1.19	\$0.33	\$45.76
	5 Interest Paid - Cash Instr.s	\$140.32	\$1,413.52	\$212.91	\$1,200.31	\$0.00	\$1,787.32	\$0.00	\$0.00	\$127.80	\$35.35	\$4,917.54
	6 Interest Paid - Term Instr.s	\$0.00	\$0.00	\$0.00	\$0.00	\$0.00	\$0.00	\$0.00	\$0.00	\$0.00	\$0.00	\$0.00
	7 Realized Gain (Loss)	\$49.21	\$495.74	\$74.67	\$420.97	\$0.00	\$626.84	\$0.00	\$0.00	\$44.82	\$12.40	\$1,724.65
	8 Net Investment Income	\$422.46	\$4,255.61	\$641.01	\$3,613.72	\$0.00	\$5,381.00	\$0.00	\$0.00	\$384.77	\$106.43	\$14,805.00
	9 Interest Accrued - Net Chan	\$231.62	\$2,333.20	\$351.44	\$1,981.27	\$0.00	\$2,950.21	\$0.00	\$0.00	\$210.96	\$58.35	\$8,117.04
	Ending Cash & Investment	\$148,305.05	\$1,438,750.72	\$223,198.50	\$1,235,156.28	-\$31,377.36	\$1,886,369.83	\$0.00	\$38,620.11	\$134,885.93	\$37,308.86	\$5,111,217.92
	Ending Interest Accrual Bal	\$621.92	\$6,696.36	\$993.13	\$5,769.36	\$0.00	\$8,316.21	\$0.00	\$29.88	\$595.72	\$164.48	\$23,187.06

		Property	Liability	Auto	Workers Comp	POL/EPL	Deductible	Cyber JIF	MEL	Admin	Contingency	Total
2019	Opening Cash & Investment	208,015.62	1,242,569.96	201,670.33	(630,975.24)	8,562.32	1,940,030.76	0.00	13,043.71	209,066.08	0.00	\$3,191,983.54
	Opening Interest Accrual Bal	591.90	4,366.17	583.10	(1.27)	6.63	5,525.76	0.00	10.10	595.48	0.00	\$11,677.87
	1 Interest Accrued and/or Inte	\$325.75	\$1,945.84	\$315.81	\$0.00	\$0.00	\$3,038.05	\$0.00	\$0.00	\$327.39	\$0.00	\$5,952.83
	2 Interest Accrued - discounte	\$0.00	\$0.00	\$0.00	\$0.00	\$0.00	\$0.00	\$0.00	\$0.00	\$0.00	\$0.00	\$0.00
	3 ization and/or Interest Cost)	\$0.00	\$0.00	\$0.00	\$0.00	\$0.00	\$0.00	\$0.00	\$0.00	\$0.00	\$0.00	\$0.00
	4 Accretion	\$1.84	\$10.97	\$1.78	\$0.00	\$0.00	\$17.13	\$0.00	\$0.00	\$1.85	\$0.00	\$33.56
	5 Interest Paid - Cash Instr.s	\$197.35	\$1,178.85	\$191.33	\$0.00	\$0.00	\$1,840.54	\$0.00	\$0.00	\$198.34	\$0.00	\$3,606.40
	6 Interest Paid - Term Instr.s	\$0.00	\$0.00	\$0.00	\$0.00	\$0.00	\$0.00	\$0.00	\$0.00	\$0.00	\$0.00	\$0.00
	7 Realized Gain (Loss)	\$69.21	\$413.44	\$67.10	\$0.00	\$0.00	\$645.50	\$0.00	\$0.00	\$69.56	\$0.00	\$1,264.82
	8 Net Investment Income	\$594.14	\$3,549.09	\$576.02	\$0.00	\$0.00	\$5,541.21	\$0.00	\$0.00	\$597.15	\$0.00	\$10,857.61
	9 Interest Accrued - Net Chan	\$325.75	\$1,945.84	\$315.81	\$0.00	\$0.00	\$3,038.05	\$0.00	\$0.00	\$327.39	\$0.00	\$5,952.83
	Ending Cash & Investment	\$208,009.02	\$1,221,479.12	\$201,930.54	-\$684,037.43	\$8,562.32	\$1,942,533.93	\$0.00	\$13,043.71	\$209,335.84	\$0.00	\$3,120,857.05
	Ending Interest Accrual Bal	\$917.65	\$6,312.01	\$898.91	-\$1.27	\$6.63	\$8,563.80	\$0.00	\$10.10	\$922.87	\$0.00	\$17,630.70

		Property	Liability	Auto	Workers Comp	POL/EPL	Deductible	Cyber JIF	MEL	Admin	Contingency	Total
Closed FY	Opening Cash & Investment	1,544.35	7,400.00	0.00	75.55	0.00	0.00	0.00	0.00	18,196,668.05	0.00	\$18,205,687.95
	Opening Interest Accrual Bal	0.00	0.00	0.00	0.00	0.00	0.00	0.00	0.00	\$1,859.13	0.00	\$51,859.13
	1 Interest Accrued and/or Inte	\$2.42	\$11.59	\$0.00	\$0.12	\$0.00	\$0.00	\$0.00	\$0.00	\$28,495.58	\$0.00	\$28,509.70
	2 Interest Accrued - discounte	\$0.00	\$0.00	\$0.00	\$0.00	\$0.00	\$0.00	\$0.00	\$0.00	\$0.00	\$0.00	\$0.00
	3 ization and/or Interest Cost)	\$0.00	\$0.00	\$0.00	\$0.00	\$0.00	\$0.00	\$0.00	\$0.00	\$0.00	\$0.00	\$0.00
	4 Accretion	\$0.01	\$0.07	\$0.00	\$0.00	\$0.00	\$0.00	\$0.00	\$0.00	\$160.65	\$0.00	\$160.73
	5 Interest Paid - Cash Instr.s	\$1.47	\$7.02	\$0.00	\$0.07	\$0.00	\$0.00	\$0.00	\$0.00	\$17,263.47	\$0.00	\$17,272.03
	6 Interest Paid - Term Instr.s	\$0.00	\$0.00	\$0.00	\$0.00	\$0.00	\$0.00	\$0.00	\$0.00	\$0.00	\$0.00	\$0.00
	7 Realized Gain (Loss)	\$0.51	\$2.46	\$0.00	\$0.03	\$0.00	\$0.00	\$0.00	\$0.00	\$6,054.55	\$0.00	\$6,057.56
	8 Net Investment Income	\$4.41	\$21.14	\$0.00	\$0.22	\$0.00	\$0.00	\$0.00	\$0.00	\$51,974.25	\$0.00	\$52,000.02
	9 Interest Accrued - Net Chan	\$2.42	\$11.59	\$0.00	\$0.12	\$0.00	\$0.00	\$0.00	\$0.00	\$28,495.58	\$0.00	\$28,509.70
	Ending Cash & Investment	\$1,654.91	\$7,409.55	\$0.00	\$2,571.65	\$0.00	\$0.00	\$0.00	\$0.00	\$18,220,146.72	\$0.00	\$18,231,782.83
	Ending Interest Accrual Bal	\$2.42	\$11.59	\$0.00	\$0.12	\$0.00	\$0.00	\$0.00	\$0.00	\$80,354.70	\$0.00	\$80,368.83

# ANALYSIS OF INVESTMENT ACTIVITY

FISCAL YEAR 2022

## ALL INVESTMENTS

JCMI	2023 JANUARY	2023 FEBRUARY	2023 MARCH	2023 APRIL	2023 TOTAL	MARCH, 2021 FROM INCEPTION
OPENING	\$ 19,396,231.79	\$ 19,664,508.10	\$ 19,391,154.35	\$ 19,771,971.35		
INVESTMENT					\$ -	\$ 21,000,000.00
INTEREST	\$ 31,610.42	\$ 30,789.17	\$ 32,902.23	\$ 33,787.66	\$ 129,089.48	\$ 543,800.71 <-----
ACTIVITY:						
REALIZED GAIN/LOSS			\$ (187,763.73)			
UNREALIZED GAIN/LOSS	\$ 239,857.50	\$ (301,086.48)	\$ 538,528.88	\$ 11,297.70		
ACCRETION/AMORTIZATION	\$ (1,061.07)	\$ (954.65)	\$ (707.36)	\$ 412.91		
<b>TOTAL ACTIVITY</b>	<b>\$ 238,796.43</b>	<b>\$ (302,041.13)</b>	<b>\$ 350,057.79</b>	<b>\$ 11,710.61</b>	<b>\$ 298,523.70</b>	<b>\$ (1,675,892.95)</b>

## ADMINISTRATIVE EXPENSES:

TRUSTEE	\$ 491.66	\$ 485.03	\$ 494.54	\$ 1,210.37		
INVESTMENT ADVISORY	\$ 1,147.22	\$ 1,131.73	\$ 1,153.94	\$ (6,789.71)		
CONSULTING	\$ 491.66	\$ 485.03	\$ 494.54	\$ 3.96		
MISC.						
<b>TOTAL ADMINISTRATIVE EXPENSES</b>	<b>\$ 2,130.54</b>	<b>\$ 2,101.79</b>	<b>\$ 2,143.02</b>	<b>\$ (5,575.38)</b>	<b>\$ 799.97</b>	<b>\$ 44,862.76 &lt;-----</b>

REDEEMED					\$ -	\$ -
BALANCE	\$ 19,664,508.10	\$ 19,391,154.35	\$ 19,771,971.35	\$ 19,823,045.00	\$ 426,813.21	\$ 19,823,045.00

## CITIZENS/WAS INVESTORS

\$ 11,241.19	\$ 10,038.98	\$ 10,262.10	\$ 7,737.43	\$ 39,279.70 <-----
--------------	--------------	--------------	-------------	---------------------

## TREASURY

OPENING BALANCE	\$ 22,000,727.32	\$ 22,011,277.52	\$ 21,098,454.06	\$ 22,177,411.93	
OPENING BALANCE-INTEREST ACCRUAL	\$ 39,206.28	\$ 102,816.60	\$ 69,713.66	\$ 136,172.24	
INTEREST ACCRUED	\$ 63,610.32	\$ 62,561.03	\$ 75,719.84	\$ 73,240.77	
ACCRETION/AMORTIZATION REALIZED		\$ 2,130.47	\$ -		
DIVIDEND RECEIVED					
INTEREST RECEIVED		\$ 95,663.97	\$ 9,261.26	\$ 104,925.23 <-----	
UNREALIZED GAIN (LOSS)	\$ 10,550.20	\$ (13,644.96)	\$ 66,585.37	\$ 4,264.02	
TRANSFER IN:		\$ 16,735,602.06	\$ 1,017,548.74		
TRANSFER OUT:		\$ (17,732,575.00)	\$ (14,437.50)		
ENDING CASH & INVESTMENT	\$ 22,011,277.52	\$ 21,098,454.06	\$ 22,177,411.93	\$ 22,181,675.95	
ENDING INTEREST ACCRUAL	\$ 102,816.60	\$ 69,713.66	\$ 136,172.24	\$ 209,413.01	
INTEREST	\$ -	\$ 95,663.97	\$ 9,261.26	\$ -	
EFFECT ON CASH POSITION	\$ 10,550.20	\$ (11,514.49)	\$ 66,585.37	\$ 4,264.02	
MANAGEMENT FEE	\$ 2,599.63		\$ 2,729.03	\$ 5,328.66 <-----	

## Accounts Included

WILMINGTON TRUST, NA AS INVESTMENT AGENT UNDER AGREEMENT  
DATED 2/23/2017 WITH ATLANTIC COUNTY MUNICIPAL MANAGEMENT JOINT  
INSURANCE FUND  
120772-000

## Accounting Statement

120772-000 - ATLANTIC COUNTY MUNICIPAL JIF

April 01, 2023 - April 30, 2023

### Your Portfolio at a Glance

Opening Market Value w/Accrued Income	\$22,313,584.17
Net of Contributions & Withdrawals	-
Net Investment Change	\$77,504.79
<b>Closing Market Value w/Accrued Income</b>	<b>\$22,391,088.96</b>

### Your Relationship Team

**ZIA E QASIM** (302) 651-8413  
Senior Portfolio Manager  
zqasim@wilmingtontrust.com

**SUSAN T O'NEAL** (302) 636-6448  
ICS Relationship Manager  
so'neal@wilmingtontrust.com

JOHN HANSEN  
ATLANTIC COUNTY MUNICIPAL JIF  
PO BOX 97  
OCEAN CITY, NJ 08226

## Table of Contents

---

**Relationship Summary**

Asset Allocation .....	3
Accrued Income by Asset Class Summary .....	3
Portfolio Valuations & Activity Summary .....	4
Income Received Summary .....	4
Realized Gain/Loss Summary .....	4
Cash Activity Summary .....	5

**Asset Allocation**

Asset & Sub Asset Allocation .....	6
------------------------------------	---

**Holdings Detail**

Fixed Income .....	7
Cash & Equivalents .....	8

**Activity Detail**

Transaction Activity Detail .....	9
Realized Gain / Loss Detail .....	10

**Disclosures**

Statement Disclosures .....	11
-----------------------------	----

**Glossary**

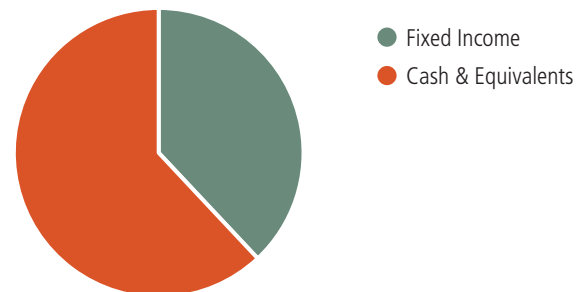
Glossary .....	13
----------------	----

Please see Glossary for descriptions of key fields depicted in this statement.



## Asset Allocation

Asset Class	Total Market Value	Allocation (%)
Fixed Income	\$8,430,175.89	38.01%
Cash & Equivalents	13,751,500.06	61.99%
<b>TOTAL</b>	<b>\$22,181,675.95</b>	<b>100%</b>



## Accrued Income by Asset Class Summary

Asset Class	Market Value	Accrued Income	Market Value + Accrued Income	Estimated Annual Income	Yield (%)
Fixed Income	\$8,430,175.89	\$59,662.63	\$8,489,838.52	\$222,042.50	2.63%
Cash & Equivalents	13,751,500.06	149,750.38	13,901,250.44	658,739.08	4.79%
<b>TOTAL</b>	<b>\$22,181,675.95</b>	<b>\$209,413.01</b>	<b>\$22,391,088.96</b>	<b>\$880,781.58</b>	<b>3.97%</b>

Market Values may be generated using market quotations, closing price, mean bid or ask, or estimated market value obtained from quotation services. Mutual fund balances are incorporated into appropriate asset classifications. Derivative instruments are classified based upon the corresponding underlying security and does not represent a comprehensive risk assessment of your account.

Asset values will fluctuate. **Estimated Annual Income** is provided for comparison purposes only. Estimated Annual Income is based on historical data or other assumptions and is not a guarantee of future results. This report should not be used to prepare tax documents.

Yield for Cash & Equivalents is calculated based on Market Value of investments and does not include Uninvested Cash (Cash Balance) or Cash Payables and Receivables for pending trades.

## Portfolio Valuations & Activity Summary

Category	Current Period	Year-to-Date
<b>Opening Market Value</b>	<b>\$22,177,411.93</b>	<b>\$22,000,727.32</b>
Accrued Income	136,172.24	39,206.48
<b>Opening Market Value w/Accrued Income</b>	<b>\$22,313,584.17</b>	<b>\$22,039,933.80</b>
<b>Contributions</b>		
Cash Receipts	-	17,753,150.80
Intra-Account Transfers	-	-
Other Receipts	-	-
Securities Transferred In	-	-
Tax Refunds	-	-
<b>Total Contributions</b>	-	<b>\$17,753,150.80</b>
<b>Withdrawals</b>		
Cash Disbursements	-	-
Intra-Account Transfers	-	-
Other Disbursements	-	-17,747,012.50
Other Fees	-	-
Securities Transferred Out	-	-
Tax Payments	-	-
Taxes Withheld	-	-
Wilmington Trust Fees	-	-
<b>Total Withdrawals</b>	-	<b>-\$17,747,012.50</b>
<b>Net Contributions &amp; Withdrawals</b>	-	<b>\$6,138.30</b>
Closing Market Value	22,181,675.95	22,181,675.95
Accrued Income	209,413.01	209,413.01
<b>Closing Market Value w/Accrued Income</b>	<b>\$22,391,088.96</b>	<b>\$22,391,088.96</b>
<b>Net Investment Change</b>	<b>\$77,504.79</b>	<b>\$345,016.86</b>
<b>Net Investment Change Detail</b>	<b>Current Period</b>	<b>Year-to-Date</b>
<b>Net Investment Change</b>	<b>\$77,504.79</b>	<b>\$345,016.86</b>
<b>Income Earned</b>		
Dividends	-	-
Net Interest	-	104,925.23
Other Income	-	-
Change in Accrual	73,240.77	170,206.53
<b>Total Income Earned</b>	<b>\$73,240.77</b>	<b>\$275,131.76</b>
<b>Market Appreciation</b>	<b>\$4,264.02</b>	<b>\$69,885.10</b>

## Relationship Summary *(continued)*

120772-000 - ATLANTIC COUNTY MUNICIPAL JIF

April 01, 2023 - April 30, 2023

## Income Received Summary

Category	Current Period	Year-to-Date
<b>Taxable</b>		
Dividends	-	-
Interest	-	112,836.28
Other Income	-	-
<b>Total Taxable</b>	-	<b>\$112,836.28</b>
<b>Tax-Exempt</b>		
Dividends	-	-
Interest	-	-
Other Income	-	-
<b>Total Tax-Exempt</b>	-	-
<b>TOTAL RECEIVED</b>	-	<b>\$112,836.28</b>

**Actual income received** may differ from that presented on this schedule due to restatements related to corporate actions. Purchase of Accrued Interest on securities is not included in the Summary. Taxable and Tax-exempt status is determined by security, rather than account type, so tax-exempt accounts may have holdings included in the Taxable category. This is not a tax document and should not be used for tax preparation.

## Realized Gain/Loss Summary

Category	Current Period	Year-to-Date
<b>Short Term</b>		
Gain	-	-
Loss	-	-
<b>Total Short Term</b>	-	-
<b>Long Term</b>		
Gain	-	2,130.47
Loss	-	-
<b>Total Long Term</b>	-	<b>\$2,130.47</b>
<b>TOTAL GAIN/LOSS</b>	-	<b>\$2,130.47</b>

**Realized Gain/Loss estimates** are preliminary, are reliant upon accurate cost basis information, and may not reflect all cost basis adjustments. Corporate actions and income reclassifications will alter a holding's basis and subsequent gain/loss values. Gain/Loss estimates include results for both Taxable and Tax-exempt accounts. This is not a tax document and should not be used for tax preparation.

Management and advisory fees charged through accounts not listed under the Market Value Summary will not be shown in this schedule. Transactions classified in Other (Receipts, Fees, and Disbursements) categories are identified in the Transaction Activity Detail.

Market Appreciation reflects your Closing Market Value w/Accrued Income, less the net of contributions, withdrawals, and income earned, less your Opening Market Value w/Accrued Income.

**Cash Activity Summary**

Category	Current Period Cash	Year-to-Date Cash
<b>Opening Balance</b>	-	-
<b>Receipts</b>		
Cash Receipts	-	17,753,150.80
Dividends	-	-
Intra-Account Transfers	-	-
Maturities	-	17,634,176.22
Net Interest	-	104,925.23
Other Income	-	-
Other Receipts	-	-
Sales	-	-
Tax Refunds	-	-
<b>Total Receipts</b>	-	<b>\$35,492,252.25</b>
<b>Disbursements</b>		
Cash Disbursements	-	-
Intra-Account Transfers	-	-
Other Disbursements	-	-17,747,012.50
Other Fees	-	-
Purchases	-	-17,745,239.75
Tax Payments	-	-
Taxes Withheld	-	-
Wilmington Trust Fees	-	-
<b>Total Disbursements</b>	-	<b>-\$35,492,252.25</b>
<b>TOTAL CLOSING BALANCE</b>	-	-
Net Total Payables and Receivables	-	
<b>NET OF CASH BALANCE</b>	-	

Opening and Total Closing Balances include holdings of cash and money market funds in USD currency.  
 Pending purchases, pending sales and foreign currency holdings are not included.

## Asset Allocation

120772-000 - ATLANTIC COUNTY MUNICIPAL JIF

April 01, 2023 - April 30, 2023

### Asset & Sub Asset Allocation

Asset Class	Total Market Value (%)	Closing Market Value	Cost	Unrealized Gain/Loss	Accrued Income	Market Value w/ Accrued Income
<b>■ Fixed Income</b>						
U.S. Taxable Fixed Income	38.01%	\$8,430,175.89	\$8,413,540.47	\$16,635.42	\$59,662.63	\$8,489,838.52
<b>Total Fixed Income</b>	<b>38.01%</b>	<b>\$8,430,175.89</b>	<b>\$8,413,540.47</b>	<b>\$16,635.42</b>	<b>\$59,662.63</b>	<b>\$8,489,838.52</b>
<b>■ Cash &amp; Equivalents</b>						
Taxable	61.99	13,751,500.06	13,751,500.06	-	149,750.38	13,901,250.44
<b>Total Cash &amp; Equivalents</b>	<b>61.99%</b>	<b>\$13,751,500.06</b>	<b>\$13,751,500.06</b>	<b>-</b>	<b>\$149,750.38</b>	<b>\$13,901,250.44</b>
<b>TOTAL ASSETS</b>	<b>100%</b>	<b>\$22,181,675.95</b>	<b>\$22,165,040.53</b>	<b>\$16,635.42</b>	<b>\$209,413.01</b>	<b>\$22,391,088.96</b>

## Holdings Detail

120772-000 - ATLANTIC COUNTY MUNICIPAL JIF

April 01, 2023 - April 30, 2023

### Fixed Income

Security Name	Quantity	Market Price	Market Value	Cost	Unrealized Gain/Loss	Accrued Income	Estimated Annual Income	Effective Duration	Yield to Worst (%)	Market Value (%)
<b>U.S. Taxable Fixed Income</b>										
<b>U.S. Treasury Bonds</b>										
UNITED STATES TREASURY NOTES DTD 05/31/2016 1.625% 05/31/2023 CUSIP: 912828R69 Moody's: AAA	2,350,000	\$99.756	\$2,344,266.00	\$2,344,492.19	-\$226.19	\$15,946.43	\$38,187.50	0.09	4.49%	10.57%
UNITED STATES TREASURY NOTES DTD 09/30/2016 1.375% 09/30/2023 CUSIP: 912828T26 Moody's: AAA	2,100,000	98.527	2,069,067.00	2,075,308.59	-6,241.59	2,510.87	28,875.00	0.42	4.92	9.33
UNITED STATES TREASURY NOTES DTD 06/30/2022 3.000% 06/30/2024 CUSIP: 91282CEX5 Moody's: AAA	1,041,000	98.129	1,021,522.89	1,012,372.50	9,150.39	10,438.76	31,230.00	1.13	4.68	4.61
UNITED STATES TREASURY NOTES DTD 01/31/2023 4.125% 01/31/2025 CUSIP: 91282CGG0 Moody's: AAA	3,000,000	99.844	2,995,320.00	2,981,367.19	13,952.81	30,766.57	123,750.00	1.66	4.28	13.50
<b>Total U.S. Treasury Bonds</b>			<b>\$8,430,175.89</b>	<b>\$8,413,540.47</b>	<b>\$16,635.42</b>	<b>\$59,662.63</b>	<b>\$222,042.50</b>	<b>0.86</b>	<b>4.54%</b>	<b>38.01%</b>
<b>Total U.S. Taxable Fixed Income</b>			<b>\$8,430,175.89</b>	<b>\$8,413,540.47</b>	<b>\$16,635.42</b>	<b>\$59,662.63</b>	<b>\$222,042.50</b>	<b>0.86</b>	<b>4.54%</b>	<b>38.01%</b>
<b>TOTAL FIXED INCOME</b>			<b>\$8,430,175.89</b>	<b>\$8,413,540.47</b>	<b>\$16,635.42</b>	<b>\$59,662.63</b>	<b>\$222,042.50</b>	<b>0.86</b>	<b>4.54%</b>	<b>38.01%</b>

## Holdings Detail

120772-000 - ATLANTIC COUNTY MUNICIPAL JIF

April 01, 2023 - April 30, 2023

### Cash & Equivalents

Security Name	Quantity	Market Price	Market Value	Cost	Unrealized Gain/Loss	Accrued Income	Estimated Annual Income	Effective Duration	Yield to Worst (%)	Market Value (%)
<b>Taxable</b>										
<b>U.S. Treasury Bills</b>										
UNITED STATES TREASURY BILLS DTD 02/07/2023 DUE 06/06/2023 CUSIP: 912797FM4	4,575,000	\$98.48	\$4,505,546.80	\$4,505,546.80	-	\$48,264.09	\$211,886.55	0.10	4.63%	20.31%
UNITED STATES TREASURY BILLS DTD 08/11/2022 DUE 08/10/2023 CUSIP: 912796XY0	4,850,000	97.61	4,734,162.40	4,734,162.40	-	51,905.37	227,872.40	0.28	4.70	21.34
UNITED STATES TREASURY BILLS DTD 01/26/2023 DUE 01/25/2024 CUSIP: 912796ZY8	4,725,000	95.49	4,511,790.86	4,511,790.86	-	49,580.92	218,980.13	0.75	4.63	20.34
<b>Total U.S. Treasury Bills</b>			<b>\$13,751,500.06</b>	<b>\$13,751,500.06</b>	-	<b>\$149,750.38</b>	<b>\$658,739.08</b>	<b>0.38</b>	<b>4.65%</b>	<b>61.99%</b>
<b>Total Taxable</b>			<b>\$13,751,500.06</b>	<b>\$13,751,500.06</b>	-	<b>\$149,750.38</b>	<b>\$658,739.08</b>	<b>0.38</b>	<b>4.65%</b>	<b>61.99%</b>
<b>TOTAL CASH &amp; EQUIVALENTS</b>			<b>\$13,751,500.06</b>	<b>\$13,751,500.06</b>	-	<b>\$149,750.38</b>	<b>\$658,739.08</b>	<b>0.38</b>	<b>4.65%</b>	<b>61.99%</b>
<hr/>										
<b>Grand Total</b>			<b>\$22,181,675.95</b>	<b>\$22,165,040.53</b>	<b>\$16,635.42</b>	<b>\$209,413.01</b>	<b>\$880,781.58</b>			<b>100%</b>
Accrued Income			\$209,413.01							
<b>Grand Total Market Value w/ Accrued Income</b>			<b>\$22,391,088.96</b>							

## Activity Detail

120772-000 - ATLANTIC COUNTY MUNICIPAL JIF

April 01, 2023 - April 30, 2023

### Transaction Activity Detail

Trade Date Settlement Date	Transaction Type	Transaction Description	Quantity	Cash Value	Cash Management
-------------------------------	------------------	-------------------------	----------	---------------	--------------------

No activity for this statement period.

### Realized Gain / Loss Detail

Transaction Description	Disposition Date	Quantity	Cost	Proceeds	Short Term Gain/Loss	Long Term Gain/Loss	Realized Gain/Loss
-------------------------	------------------	----------	------	----------	----------------------	---------------------	--------------------

There are no realized gain/loss transactions to report for this statement period.

**Realized Gain/Loss estimates** are preliminary, are reliant upon accurate cost basis information, and may not reflect all cost basis adjustments. Corporate actions and income reclassifications will alter a holding's basis and subsequent gain/loss values. Gain/Loss estimates include results for both Taxable and Tax-exempt accounts. This is not a tax document and should not be used for tax preparation.



## Statement Disclosures

### Statement Review; Limitations on Actions

Please carefully review your statements and retain them for your records as they may contain notices, disclosures and other important information in addition to the summary of the transactions in your account for the reporting period, including contributions, distributions, transfers, and purchases and sales of securities. Summary data is also provided for off-setting investment option transfers or other transfers made between accounts.

Please report promptly any material inaccuracy or discrepancy in this information to your Relationship Manager. If revised data becomes available to Wilmington Trust after these reports are generated, we may update our records accordingly; however, revised data typically will not result in the generation of a new report.

### Fee Arrangements

Wilmington Trust and its affiliates may earn additional compensation from uninvested cash in the form of earnings, which Wilmington Trust expects will be generated at the prevailing federal funds rate. Such earnings may be generated between the time the moneys are received by Wilmington Trust and actually forwarded to implement investment instructions, or between the time a distribution is issued and presented.

### Affiliated Advisers

"Wilmington Trust" is a service mark encompassing the trust and investment business of Manufacturer's & Trader's Trust Company ("M&T Bank") in providing services to this account, and of some of M&T Bank's subsidiaries and affiliates, serving individual and institutional clients. Subsidiaries and affiliates include, but are not limited to, Wilmington Trust Company (operating in Delaware only); Wilmington Trust, N.A., a national association; and Wilmington Funds Management Corp., Wilmington Trust Investment Advisors, Inc., and other registered investment adviser affiliates. For additional information regarding the Wilmington Trust brand, underlying entities, and products and services offered, please visit our web site at [www.wilmingtontrust.com](http://www.wilmingtontrust.com).

In performing discretionary investment services for an account, M&T Bank or an affiliate may invest account assets in one or more mutual funds, including mutual funds ("Affiliated Funds") advised by investment management affiliates of M&T Bank, including Wilmington Funds Management Corporation ("WFMC") and Wilmington Trust Investment Advisors, Inc. ("WTIA") ("Affiliated Advisers").

The Affiliated Advisers, M&T Bank, and M&T Securities, Inc., another affiliate of M&T Bank (collectively "M&T") may also provide administrative and shareholder services, and services under Rule 12b-1 plans to the Affiliated Funds, and may receive compensation for those services. If M&T provides additional services to the Affiliated Funds, it would be entitled to receive additional

compensation from those funds. The compensation for services provided to the Affiliated Funds is determined by the Board of Trustees that governs each Affiliated Fund, and is subject to change from time to time in the discretion of such Board of Trustees.

Currently, WFMC, in its capacity as investment adviser to the Affiliated Funds, is entitled to receive annual advisory fees between 0.45% and 0.95%. WFMC compensates WTIA directly for sub-advisory services provided to the Affiliated Funds. In its capacity as co-administrator of the Wilmington Funds, WFMC is currently entitled to receive annual co-administration fees from the Wilmington Funds as follows: 0.04% on the first \$5 billion; 0.03% on the next \$2 billion; 0.025% on the next \$3 billion; and 0.018% on assets in excess of \$10 billion. All fees are calculated based on average daily assets.

M&T Bank may be entitled to receive an annual shareholder services fee of up to 0.25% with respect to the assets of certain accounts invested in the Wilmington Funds. If M&T Bank or an affiliate has investment discretion over an account, then an account may receive a credit against the account-level fiduciary (or investment management) fee for all or some portion of the foregoing fees when account assets are invested in an Affiliated Fund. Alternatively, the value of account assets invested in an Affiliated Fund may be excluded from calculation of the account-level fiduciary (or investment management) fee.

Please consult a current prospectus, available at [www.wilmingtonfunds.com](http://www.wilmingtonfunds.com), for the relevant Affiliated Fund or contact your Relationship Manager for additional information.

WTIA maintains updated disclosure information on Form ADV Part 2, the Disclosure Brochure. The Disclosure Brochure contains information about WTIA, including a description of WTIA's programs, fees, trading practices, conflicts of interest, key personnel, and other business activities. The Disclosure Brochure is available to all clients of WTIA upon request by contacting WTIA at (410)

**Investment products, included affiliated offerings, are not insured by the Federal Deposit Insurance Corporation or any other governmental agency, are not deposits of or other obligations of or guaranteed by Wilmington Trust, M&T, or any other bank or entity, and are subject to risks, including a possible loss of the principal amount invested.**

**Statement Disclosures** *(continued)*

Where permitted, Wilmington Trust, its affiliates and its sub-advisors may execute portfolio transactions with brokerage firms that provide proprietary and/or third-party research products and services, as well as trade execution. The brokerage firms providing such services may be paid commissions in excess of those another broker or dealer might charge for executing such transactions. We may execute such transactions resulting in receipt of brokerage and research services, notwithstanding that the particular account(s) involved may not be a beneficiary of such brokerage or research. Receipt of research services and products from brokers or dealers who execute client trades involves conflicts of interest for Wilmington Trust, its affiliates and its sub-advisors because they do not have to produce or pay for the research itself, and thus have an incentive to select or recommend a broker based on their interest in receiving such research.

**Pricing and Valuation**

Details of transaction charges and commissions are displayed on transaction confirmations, which have been mailed or made available separately to you. Wilmington Trust will also send you this information upon request. To the extent Wilmington Trust has custody of assets but no investment authority over your account, you have the right at any time to receive, at no additional cost to you, written confirmations of securities transactions that occur in your account. These confirmations will be mailed to you in the timeframe required by applicable regulations. Even if you previously waived your right to receive these confirmations, you may at any time ask to receive such confirmations going forward. Please contact your Relationship Manager if you wish to have written trade confirmations mailed to you.

If we are managing the assets in this account, please contact your Relationship Manager if there have been any changes to your financial situation or investment objectives, or if you wish to impose any reasonable restrictions that might affect the management of this account, or reasonably change any existing restrictions.

The investment values and estimated income information reported herein reflect the securities in your account on a trade date basis as of the close of your statement period. Pricing may reflect market price quotations, closing price, mean bid / ask price, or estimated market values obtained from various third-party quotation services which we believe to be reliable and which were available when the report was prepared. If an investment did not have a readily determinable value, then reported values are based on the last valuation available to us at the time the report was generated. For assets not custodied at Wilmington Trust, prices and values are provided by the custodian, the issuer or their administrator, and Wilmington Trust is not responsible for this information, nor can Wilmington Trust guarantee its accuracy or timeliness. Valuation for Private Equity, Private Real Estate and Other asset classes reflect the most recent information available, but are typically illiquid and may have irregular reporting. Consult your Relationship Manager for details regarding valuations for your illiquid holdings.

Reported values may not equal market value or fair value and may include accruals. Asset values will fluctuate. This report should not be used to prepare tax documents or financial statements. Information for tax reporting purposes will be reflected in your annual Wilmington Trust Tax Information Letter. Please contact your Relationship Manager if you have any questions.

**Basis and limitations on use for Cost, Gains, and Losses.** This is not a tax document. This information is being provided for your review of transactions and balances in your account for the reporting period. For tax reporting, you should rely on your official tax documents. Transactions requiring tax consideration should be reviewed with your tax advisor. Unrealized Gain and Loss data is reliant upon accurate cost basis information and represents the current value of a security less the adjusted cost basis for that security. If the current value is greater than the adjusted cost basis, that position has an unrealized gain. Conversely, if value is less than cost, the position carries an unrealized loss.

The cost basis of record for securities transferred into your Wilmington Trust account may have been provided to us by a delivering firm, a transfer agent, or another adviser on a best efforts basis. Cost basis data provided through delivering firms is relied upon for this report but should be reviewed for accuracy by each client. Cost basis on fixed income securities are adjusted for amortization, accretion, or principal paydowns and the method of calculation is based upon the type of fixed income security and certain attributes, obtained from sources believed to be reliable. Where no cost basis is available for a security as of the last day of the reporting period, that security will reflect zero as the cost basis.

<b>Investments: • Are NOT FDIC-Insured • Have NO Bank Guarantee • May Lose Value</b>
--

## Glossary

**Accrued Dividend** represents dividends declared by the issuer which have not yet been paid.

**Accrued Income** represents income payments accumulated with a security (i.e., "priced in" to the security value) since the last payment date but not yet received. Income accrues daily and is reset every time accruals are paid.

**Cost** represents the reported original value of an asset adjusted for corporate actions, including stock splits, dividends, and return of capital distributions. Tax cost basis on fixed income securities are adjusted for amortization, accretion or principal paydowns. The method of calculation is based upon the type of fixed income security and certain attributes, obtained from sources believed to be reliable. This information is used to estimate capital gains and losses; however, this is not a tax document. This information is being provided for your convenience and is for informational purposes only. For tax reporting, you should rely on your official tax documents. Transactions requiring tax consideration should be reviewed with your tax advisor.

Securities acquired before 2011 are generally not subject to the new cost basis reporting rules set forth by the Internal Revenue Service Code in the Emergency Economic Stabilization Act of 2008 and are, therefore, considered "noncovered" under the new cost basis reporting rules. All other securities in this section are securities which are "covered" under the new cost basis reporting rules. Securities which are "covered" under the new cost basis reporting rules are defined as securities which have been acquired on or after their applicable dates at which they are subject to the cost basis reporting rules and the adjusted basis will be reported to the IRS on form 1099-B for the applicable tax year in which the security is disposed.

**Credit ratings** are used to evaluate the likelihood of default by a bond issuer. Independent rating agencies, such as Moody's Investors Service, analyze the financial strength of each bond's issuer. Moody's ratings range from Aaa (highest quality) to C (lowest quality). Bonds rated Baa3 and better are considered "Investment Grade". Bonds rated Ba1 and below are "Speculative Grade" (also "High Yield"). The **Weighted Average Credit Rating** reflects a portfolio-weighted average of ratings on individual rated bonds – non-rated bonds are excluded – it does not represent a rating of the portfolio as a whole. The weighted average is intended only as an aggregate illustration of the portfolio holdings rather than as an indication of their respective risks, as certain risks –including the risk of default of individual issues– may be underrepresented by this measure.

**Duration** is a measure of a bond's sensitivity to changes in interest rates and is calculated as the average percentage change in a bond's value under parallel shifts of the yield curve. Thus a bond with

duration of 4 would be expected to lose 1% in value (price) in the event of a 25 basis point (0.25%) increase in market rates, represented by the yield curve. Conversely, that bond would be expected to appreciate 1% in value with a 25 basis point decrease in market rates.

**Estimated Annual Income** is an indication of income return expected from security positions over the next 12 months assuming that the position quantities, interest /dividend rates, and prices remain constant. For U.S. government, corporate, and municipal bonds it is calculated by multiplying the coupon rate by the face value of the security. For common stocks, ADRs, REITs and mutual funds it is calculated using an indicated (projected) annual dividend. They are provided for illustrative purposes only, are not a forecast or guarantee of future results, and they should not be relied on for making investment, trading, or tax decisions.

**Estimated Yield** compares the anticipated earnings on investments (Estimated Annual Income) to the current price of the investments. Changes in the price of a security over time or in the amount of the investment held in your account will cause the estimated yield to vary. The actual yield may be higher or lower than the estimated amounts.

**Net Interest** represents the receipt of interest earned less the purchase of accrued interest on securities.

**Taxable** versus **Tax-exempt** status is determined at the security level, and not at the account type level. Thus accounts that carry a tax exemption, such as IRAs or various charitable trusts, often have holdings that are categorized as Taxable for this report. Conversely, securities classified as Tax-exempt for this report are held in taxable account types. Securities may be deemed Tax-exempt based on a tax-advantaged treatment, typically for interest payments on municipal bonds, which may not be available equally to all investors. Additionally, alternative tax treatments may mitigate or offset tax advantages reflected in this report. This report is not a tax document and should not be used for tax preparation.

**Term (Long or Short)** reflects the holding period of the security. Long term indicates a holding period one year or greater, while Short indicates a holding period less than one year.

**Trade Date** accounting is used throughout this report, unless otherwise identified, and records the purchase or sale of an asset as of the date on which an agreement to purchase/sell was entered, or a market trade executed, rather than on the settlement date (the actual delivery of the asset in exchange for payment). Thus, trades executed but pending settlement are treated as already present in the account in reliance upon successful settlement. Trade date treatment serves as a better

**Glossary** *(continued)*

---

reflection of actual decisions to buy/sell than settlement date, which can occur days later.

**Unit Cost** is the reported cost per share of an equity position, or cost per bond for debt securities. It reflects the price paid, adjusted for corporate actions such as stock splits and return of capital distributions. It is used to estimate capital gains and losses; however, you should rely only on your official tax documents for tax reporting purposes. All cost basis information is derived from transactions in the account or information supplied by you or other sources and is provided for your convenience and is for informational purposes only. There is no guarantee as to the accuracy of third-party cost basis information and it is not intended for tax reporting purposes. Please inform us in the event that a cost basis is not accurate.

**Unrealized Gain/Loss** is the difference between the current value of a security and the adjusted cost basis of that security. If the current value is greater than the original cost, that position has an unrealized gain. Conversely, if the current value is less than the original cost, that position has an unrealized loss.

**Yield to Worst** assumes the "worst case" yield to investors within the terms of the issue's provisions, such as use of prepayment, call, or sinking fund options that may be available to the issuer on some bonds.



Asset and Accrual Detail - By Asset type

Report ID: IACS0017  
Base Currency: USD

MX6F96590802 - ATLANTIC COUNTY JIF

04/30/2023

Status: FINAL

Shares/Par	Description	Price	Cost	Net Income	Market Value	Percent Of Total	Net Unrealized
Security ID	Link Ref	Local/Base	Local/Base	Receivable	Local/Base		Gain/Loss
				Local/Base			Local/Base

UNIT OF PARTICIPATION

U.S. DOLLAR

UNITED STATES

2,092,067.764	MEL JCMI ACCOUNT	9.4753	19,823,045.00	0.00	19,823,045.00		0.00
99VVB5Y75		9.4753	19,823,045.00	0.00	19,823,045.00	100.00	0.00



MX6F96590802 - ATLANTIC COUNTY JIF

Statement of Change in Net Assets  
Market ValueReport ID: IGLS0002  
Base Currency: USD  
Status: FINAL

		04/30/2023			
		Current Period		Fiscal Year To Date	
		04/01/2023	04/30/2023	01/01/2023	04/30/2023
NET ASSETS - BEGINNING OF PERIOD			19,771,971.35		19,396,231.79
			<u>19,771,971.35</u>		<u>19,396,231.79</u>
RECEIPTS					
INVESTMENT INCOME					
INTEREST	33,787.66			129,089.48	
REALIZED GAIN/LOSS	0.00			-187,763.73	
UNREALIZED GAIN/LOSS-INVESTMENT	11,297.70			488,597.60	
ACCRETION/AMORTIZATION	412.91			-2,310.17	
TOTAL INVESTMENT INCOME			<u>45,498.27</u>		<u>427,613.18</u>
TOTAL RECEIPTS			<u>45,498.27</u>		<u>427,613.18</u>
DISBURSEMENTS					
ADMINISTRATIVE EXPENSES					
TRUSTEE/CUSTODIAN	1,210.37			2,681.60	
INVESTMENT ADVISORY FEES	-6,789.71			-3,356.82	
CONSULTING	3.96			1,475.19	
TOTAL ADMINISTRATIVE EXPENSES			<u>-5,575.38</u>		<u>799.97</u>
TOTAL DISBURSEMENTS			<u>-5,575.38</u>		<u>799.97</u>
NET ASSETS - END OF PERIOD			<u><u>19,823,045.00</u></u>		<u><u>19,823,045.00</u></u>



Transaction Detail  
Reported By Transaction Category

Report ID: IACS0008

Base Currency: USD

MX6F96590802 - ATLANTIC COUNTY JIF

04/01/2023 - 04/30/2023

Status: FINAL

Trans Code	Shares/Par	Description	Trade Date	Price	Cost	Amount	Net Gain/Loss
Link Ref	Security Id	Broker	C. Settle Date	Local/Base	Local/Base	Local/Base	Local/Base
Transaction No./Client Ref No.			Reported Date				

RECEIPTS AND DISBURSEMENT TRANSACTIONS

AMORTIZATION/ACCRETION

U.S. DOLLAR

BVA	0.000	MEL JCMI ACCOUNT	04/28/2023	0.000000	157.37	0.00	0.00
	99VVB5Y75	AMORIZATION/ACCRETION INCOME	03/01/2021	0.000000	157.37	0.00	0.00
		20230505O000030	04/28/2023				

BVA	0.000	MEL JCMI ACCOUNT	04/28/2023	0.000000	137.70	0.00	0.00
	99VVB5Y75	AMORIZATION/ACCRETION INCOME	03/01/2021	0.000000	137.70	0.00	0.00
		20230505O000090	04/28/2023				

BVA	0.000	MEL JCMI ACCOUNT	04/28/2023	0.000000	117.84	0.00	0.00
	99VVB5Y75	AMORIZATION/ACCRETION INCOME	10/01/2021	0.000000	117.84	0.00	0.00
		20230505O000150	04/28/2023				

TOTAL U.S. DOLLAR AMORTIZATION/ACCRETION:	412.91	0.00	0.00
---	--------	------	------

412.91	0.00	0.00
--------	------	------

TOTAL AMORTIZATION/ACCRETION RECEIPTS AND DISBURSEMENT TRANSACTIONS:	412.91	0.00	0.00
--	--------	------	------

FUND ALLOCATED EARNINGS

U.S. DOLLAR

BVA	0.000	MEL JCMI ACCOUNT	04/30/2023	0.000000	0.10	0.00	0.00
	99VVB5Y75	UGL ADJ 043023	03/01/2021	0.000000	0.10	0.00	0.00
		20230505A000190	04/30/2023				

BVA	0.000	MEL JCMI ACCOUNT	04/28/2023	0.000000	4,305.77	0.00	0.00
	99VVB5Y75	UNREALIZED GAIN/LOSS	03/01/2021	0.000000	4,305.77	0.00	0.00
		20230505O000010	04/28/2023				



Transaction Detail  
Reported By Transaction Category

Report ID: IACS0008  
Base Currency: USD  
Status: FINAL

MX6F96590802 - ATLANTIC COUNTY JIF

04/01/2023 - 04/30/2023

Trans Code	Shares/Par	Description	Trade Date	Price	Cost	Amount	Net Gain/Loss
Link Ref	Security Id	Broker	C. Settle Date	Local/Base	Local/Base	Local/Base	Local/Base
		Transaction No./Client Ref No.	Reported Date				
BVA	0.000	MEL JCM I ACCOUNT	04/28/2023	0.000000	12,877.24	0.00	0.00
	99VVB5Y75	INTEREST INCOME	03/01/2021	0.000000	12,877.24	0.00	0.00
		20230505O000020	04/28/2023				
BVA	0.000	MEL JCM I ACCOUNT	04/28/2023	0.000000	-461.30	0.00	0.00
	99VVB5Y75	TRUSTEE/CUSTODN FEES	03/01/2021	0.000000	-461.30	0.00	0.00
		20230505O000040	04/28/2023				
BVA	0.000	MEL JCM I ACCOUNT	04/28/2023	0.000000	2,587.71	0.00	0.00
	99VVB5Y75	INVEST MANAGER FEES	03/01/2021	0.000000	2,587.71	0.00	0.00
		20230505O000050	04/28/2023				
BVA	0.000	MEL JCM I ACCOUNT	04/28/2023	0.000000	-1.51	0.00	0.00
	99VVB5Y75	CONSULTING FEES	03/01/2021	0.000000	-1.51	0.00	0.00
		20230505O000060	04/28/2023				
BVA	0.000	MEL JCM I ACCOUNT	04/28/2023	0.000000	3,767.55	0.00	0.00
	99VVB5Y75	UNREALIZED GAIN/LOSS	03/01/2021	0.000000	3,767.55	0.00	0.00
		20230505O000070	04/28/2023				
BVA	0.000	MEL JCM I ACCOUNT	04/28/2023	0.000000	11,267.59	0.00	0.00
	99VVB5Y75	INTEREST INCOME	03/01/2021	0.000000	11,267.59	0.00	0.00
		20230505O000080	04/28/2023				
BVA	0.000	MEL JCM I ACCOUNT	04/28/2023	0.000000	-403.64	0.00	0.00
	99VVB5Y75	TRUSTEE/CUSTODN FEES	03/01/2021	0.000000	-403.64	0.00	0.00
		20230505O000100	04/28/2023				





Transaction Detail  
Reported By Transaction Category

Report ID: IACS0008  
Base Currency: USD  
Status: FINAL

MX6F96590802 - ATLANTIC COUNTY JIF

04/01/2023 - 04/30/2023

Trans Code Link Ref	Shares/Par Security Id	Description Broker	Trade Date C. Settle Date Reported Date	Price Local/Base	Cost Local/Base	Amount Local/Base	Net Gain/Loss Local/Base
Transaction No./Client Ref No.							
BVA	0.000	MEL JCMI ACCOUNT	04/28/2023	0.000000	2,264.25	0.00	0.00
	99VVB5Y75	INVEST MANAGER FEES	03/01/2021	0.000000	2,264.25	0.00	0.00
		20230505O000110	04/28/2023				
BVA	0.000	MEL JCMI ACCOUNT	04/28/2023	0.000000	-1.32	0.00	0.00
	99VVB5Y75	CONSULTING FEES	03/01/2021	0.000000	-1.32	0.00	0.00
		20230505O000120	04/28/2023				
BVA	0.000	MEL JCMI ACCOUNT	04/28/2023	0.000000	3,224.28	0.00	0.00
	99VVB5Y75	UNREALIZED GAIN/LOSS	10/01/2021	0.000000	3,224.28	0.00	0.00
		20230505O000130	04/28/2023				
BVA	0.000	MEL JCMI ACCOUNT	04/28/2023	0.000000	9,642.83	0.00	0.00
	99VVB5Y75	INTEREST INCOME	10/01/2021	0.000000	9,642.83	0.00	0.00
		20230505O000140	04/28/2023				
BVA	0.000	MEL JCMI ACCOUNT	04/28/2023	0.000000	-345.43	0.00	0.00
	99VVB5Y75	TRUSTEE/CUSTODN FEES	10/01/2021	0.000000	-345.43	0.00	0.00
		20230505O000160	04/28/2023				
BVA	0.000	MEL JCMI ACCOUNT	04/28/2023	0.000000	1,937.75	0.00	0.00
	99VVB5Y75	INVEST MANAGER FEES	10/01/2021	0.000000	1,937.75	0.00	0.00
		20230505O000170	04/28/2023				
BVA	0.000	MEL JCMI ACCOUNT	04/28/2023	0.000000	-1.13	0.00	0.00
	99VVB5Y75	CONSULTING FEES	10/01/2021	0.000000	-1.13	0.00	0.00
		20230505O000180	04/28/2023				

TOTAL U.S. DOLLAR FUND ALLOCATED EARNINGS:

50,660.74  
50,660.74

0.00  
0.00

0.00  
0.00



Transaction Detail  
Reported By Transaction Category

Report ID: IACS0008

Base Currency: USD

MX6F96590802 - ATLANTIC COUNTY JIF

04/01/2023 - 04/30/2023

Status: FINAL

Trans Code	Shares/Par	Description	Trade Date	Price	Cost	Amount	Net Gain/Loss
Link Ref	Security Id	Broker	C. Settle Date	Local/Base	Local/Base	Local/Base	Local/Base
Transaction No./Client Ref No.			Reported Date				
TOTAL FUND ALLOCATED EARNINGS RECEIPTS AND DISBURSEMENT TRANSACTIONS:					50,660.74	0.00	0.00
TOTAL RECEIPTS AND DISBURSEMENT TRANSACTIONS:					51,073.65	0.00	0.00
TOTAL TRANSACTIONS BASE:					51,073.65	0.00	0.00

***SECTION B***

***CLAIMS***  
***PAYMENTS***  
***&***  
***SUBROGATION***

**ATLANTIC COUNTY MUNICIPAL JOINT INSURANCE FUND  
SUMMARY OF CASH TRANSACTIONS - ALL FUND YEARS COMBINED**

Current Fund Year: 2023											
Month Ending: April											
	Property	Liability	Auto	Workers Comp	POL/EPL	Deductible	Cyber JIF	MEL	Admin	Contingency	TOTAL
OPEN BALANCE	686,260.04	6,547,731.87	1,144,904.01	7,366,552.36	(134,997.79)	7,653,293.53	59,242.20	233,998.13	19,111,533.88	2,481,423.58	45,149,941.80
RECEIPTS											
Assessments	85,573.00	162,485.20	33,940.25	690,108.21	140,087.03	171,548.33	33,369.98	369,986.32	295,475.02	0.00	1,982,573.33
Refunds	37,973.88	0.00	0.00	100,194.47	0.00	0.00	0.00	0.00	0.00	0.00	138,168.35
Invest Pymnts	879.40	8,390.54	1,467.13	10,248.39	0.00	9,807.27	0.00	0.00	25,960.60	3,179.81	59,933.14
Invest Adj	6.06	57.80	10.11	70.61	0.00	67.57	0.00	0.00	178.86	21.91	412.92
Subtotal Invest	885.46	8,448.34	1,477.24	10,319.00	0.00	9,874.84	0.00	0.00	26,139.46	3,201.72	60,346.06
Other *	108.57	0.00	0.00	2,496.00	0.00	0.00	0.00	0.00	0.00	0.00	2,604.57
TOTAL	124,540.91	170,933.54	35,417.49	803,117.68	140,087.03	181,423.17	33,369.98	369,986.32	321,614.48	3,201.72	2,183,692.31
EXPENSES											
Claims Transfers	169,931.53	82,277.21	1,013.00	649,539.26	0.00	0.00	0.00	0.00	0.00	0.00	902,761.00
Expenses	0.00	0.00	0.00	0.00	0.00	0.00	0.00	0.00	1,324,865.18	0.00	1,324,865.18
Other *	0.00	0.00	0.00	0.00	0.00	0.00	0.00	0.00	0.00	0.00	0.00
TOTAL	169,931.53	82,277.21	1,013.00	649,539.26	0.00	0.00	0.00	0.00	1,324,865.18	0.00	2,227,626.18
END BALANCE	640,869.42	6,636,388.20	1,179,308.49	7,520,130.78	5,089.23	7,834,716.70	92,612.18	603,984.45	18,108,283.18	2,484,625.30	45,106,007.93

**REPORT STATUS SECTION**

<b>Report Month: April</b>		Balance Differences	
Opening Balances:	Opening Balances are NOT equal		-\$4.94
Imprest Transfers:	Imprest Totals are equal		\$0.00
Investment Balances:	Investment Payment Balances are equal		\$0.00
	Investment Adjustment Balances are equal		\$0.00
Ending Balances:	Ending Balances are NOT equal		-\$4.95
Accrual Balances:	Accrual Balances are equal		\$0.00
Claims Transaction Status:			
Allocation variance 1:	Daily xactions add to monthly totals		0 . 00
Allocation variance 2:	Monthly transactions and allocation totals are equal		0 . 00
Allocation variance 3:	Treasurer/TPA net / Max/Min		0 . 00 (0 . 00)
Pre-existing variance:	No prior unreconci / Max/Min		0 . 00 0 . 00



## Check Register

Insurer: AJF-ATL.JOINT INS.FUND

Bank Account: ATLANTIC CNTY JIF IV

Claim Number	Claimant Type	DOL	Insured Name	Transaction Type	Payment Amount	Policy Period	Payment Type
Check Number: 41362      Check Date: 04/04/2023      Payee Name: ISO CLAIMS PARTNERS							
2020180504	INDEMNITY	08/02/2019	NORTH WILDWOOD CITY	E-INDEP ADJUSTOR WC	\$750.00	2019-2019	Expense
Check Amount:					\$750.00		
Check Number: 41363      Check Date: 04/04/2023      Payee Name: GOLDENBERG, MACKLER & SAYEGH, PA							
2021241233	INDEMNITY	06/14/2021	OCEAN CITY	E-MISC LEGAL EXPENSE WC	\$3,765.00	2021-2021	Expense
Check Amount:					\$3,765.00		
Check Number: 41364      Check Date: 04/04/2023      Payee Name: STATE SHORTHAND REPORTING SERVICE							
2020206950	INDEMNITY	06/04/2020	MULLICA TOWNSHIP	E-MISC LEGAL EXPENSE WC	\$75.00	2020-2020	Expense
Check Amount:					\$75.00		
Check Number: 41365      Check Date: 04/04/2023      Payee Name: ALL RISK INC							
2023290794	BLDG/CONTENT	12/08/2022	SOMERS POINT CITY	M-MISC MED(WC) & PD (NON-WC) BLD & CNT	\$95,026.72	2022-2022	Loss
Check Amount:					\$95,026.72		
Check Number: 41366      Check Date: 04/04/2023      Payee Name: I C U INVESTIGATIONS INC							
2023290572	INLAND MARINE	09/22/2021	GALLOWAY TOWNSHIP	E-SUBROGATION EXPENSE PR	\$275.00	2021-2021	Expense
2023295046	INDEMNITY	01/22/2023	MIDDLE TOWNSHIP	E-INDEP ADJUSTOR WC	\$475.00	2023-2023	Expense
Check Amount:					\$750.00		
Check Number: 41367      Check Date: 04/04/2023      Payee Name: D'ARCY JOHNSON DAY PC							
2020206950	INDEMNITY	06/04/2020	MULLICA TOWNSHIP	I-CLAIMANT LEGAL EXP IND	\$1,104.00	2020-2020	Loss
Check Amount:					\$1,104.00		
Check Number: 41368      Check Date: 04/04/2023      Payee Name: BIRCHMEIER & POWELL LLC							
2020207893	BODILY INJURY	06/10/2020	NORTH WILDWOOD CITY	L-LEGAL GL	\$2,090.00	2020-2020	Legal
2021217952	BODILY INJURY	07/27/2020	NORTH WILDWOOD CITY	L-LEGAL GL	\$6,358.00	2020-2020	Legal
Check Amount:					\$8,448.00		
Check Number: 41369      Check Date: 04/04/2023      Payee Name: State of New Jersey - Div of Worker's Comp							
2021214307	INDEMNITY	09/09/2020	EGG HARBOR TOWNSHIP	E-MISC ALL OTHER WC	\$3.02	2020-2020	Expense
Check Amount:					\$3.02		
Check Number: 41370      Check Date: 04/04/2023      Payee Name: ATLANTIC SECURITY INT'L							
2021209739	INDEMNITY	07/12/2020	OCEAN CITY	E-MISC ALL OTHER WC	\$375.00	2020-2020	Expense

Processed Date: Apr 1, 2023 through Apr 30, 2023  
Date Of Loss: All  
Insured Name(s): All  
Bank Account(s): 1000409678

Insurance Type(s): All  
Claimant Type(s): All  
Coverage(s): All

113

Page 1 of 46  
Run Date: 5/2/2023 15:00:33  
Cognos Version 1.0



## Check Register

Insurer: AJF-ATL.JOINT INS.FUND

Claim Number	Claimant Type	DOL	Insured Name	Transaction Type	Payment Amount	Policy Period	Payment Type
Check Amount:					\$375.00		
Check Number: 41371      Check Date: 04/04/2023      Payee Name: PREMIER ORTHOPAEDIC & SPORTS MEDICINE ASSOC OF SNJ LLC							
2020191229	INDEMNITY	11/29/2019	HAMILTON TOWNSHIP	M-IND MED EXAMS WC	\$900.00	2019-2019	Loss
2022258213	INDEMNITY	12/08/2021	EGG HARBOR TOWNSHIP	M-IND MED EXAMS WC	\$900.00	2021-2021	Loss
Check Amount:					\$1,800.00		
Check Number: 41372      Check Date: 04/04/2023      Payee Name: HEALTHLIFT PHARMACY SERVICES LLC							
2022266568	MEDICAL ONLY	03/03/2022	EGG HARBOR TOWNSHIP	M-PHARMACY	\$26.71	2022-2022	Loss
Check Amount:					\$26.71		
Check Number: 41373      Check Date: 04/04/2023      Payee Name: THE DEWEESE LAW FIRM							
2021216399	INDEMNITY	10/02/2020	MILLVILLE CITY	E-SUBROGATION EXPENSE WC	\$1,582.57	2020-2020	Expense
Check Amount:					\$1,582.57		
Check Number: 41374      Check Date: 04/04/2023      Payee Name: AFFANATO MARUT LLC							
2019167196	INDEMNITY	02/28/2019	PLEASANTVILLE CITY	L-LEGAL WC	\$154.00	2019-2019	Legal
2020190832	INDEMNITY	11/15/2019	PLEASANTVILLE CITY	L-LEGAL WC	\$153.50	2019-2019	Legal
2020190845	INDEMNITY	11/15/2019	PLEASANTVILLE CITY	L-LEGAL WC	\$248.50	2019-2019	Legal
2021226107	INDEMNITY	01/06/2021	LOWER TOWNSHIP	L-LEGAL WC	\$126.00	2021-2021	Legal
2021241233	INDEMNITY	06/14/2021	OCEAN CITY	L-LEGAL WC	\$350.00	2021-2021	Legal
2023277463	INDEMNITY	07/04/2022	HAMILTON TOWNSHIP	L-LEGAL WC	\$140.00	2022-2022	Legal
2023282124	INDEMNITY	09/06/2022	PLEASANTVILLE CITY	L-LEGAL WC	\$162.50	2022-2022	Legal
Check Amount:					\$1,334.50		
Check Number: 41375      Check Date: 04/04/2023      Payee Name: ExamWorks LLC							
2021211931	INDEMNITY	08/07/2020	PLEASANTVILLE CITY	E-ALLOCATED MED EXAM WC	\$1,000.00	2020-2020	Expense
Check Amount:					\$1,000.00		
Check Number: 41376      Check Date: 04/04/2023      Payee Name: PIETRAS SARACINO SMITH & MEEK LLP							
2019162848	INDEMNITY	01/11/2019	MILLVILLE CITY	L-LEGAL WC	\$1,139.50	2019-2019	Legal
2019172810	INDEMNITY	05/04/2019	UPPER DEERFIELD TOWNSHIP	L-LEGAL WC	\$406.50	2019-2019	Legal
2020206950	INDEMNITY	06/04/2020	MULLICA TOWNSHIP	L-LEGAL WC	\$927.00	2020-2020	Legal
2021216551	INDEMNITY	10/02/2020	PLEASANTVILLE CITY	L-LEGAL WC	\$233.50	2020-2020	Legal
Check Amount:					\$2,706.50		

Processed Date: Apr 1, 2023 through Apr 30, 2023  
Date Of Loss: All  
Insured Name(s): All  
Bank Account(s): 1000409678

Insurance Type(s): All  
Claimant Type(s): All  
Coverage(s): 114

Page 2 of 46  
Run Date: 5/2/2023 15:00:33  
Cognos Version 1.0



## Check Register

Insurer: AJF-ATL.JOINT INS.FUND

Claim Number	Claimant Type	DOL	Insured Name	Transaction Type	Payment Amount	Policy Period	Payment Type
Check Number: 41377      Check Date: 04/04/2023      Payee Name: BRIGANTINE CITY							
2023298701	INDEMNITY	03/08/2023	BRIGANTINE CITY	I-TEMPORARY TOTAL DISABILITY	\$2,198.00	2023-2023	Loss
Check Amount:					\$2,198.00		
Check Number: 41378      Check Date: 04/04/2023      Payee Name: MCCARTHY TIRE SERVICE OF							
2023294467	1ST PARTY COLL PD	01/23/2023	EGG HARBOR TOWNSHIP	M-MISC MED(WC) & PD (NON-WC) PR COLL	\$2,199.20	2023-2023	Loss
Check Amount:					\$2,199.20		
Check Number: 41379      Check Date: 04/04/2023      Payee Name: PLEASANTVILLE CITY							
2022274127	INDEMNITY	05/24/2022	PLEASANTVILLE CITY	I-TEMPORARY TOTAL DISABILITY	\$2,130.00	2022-2022	Loss
Check Amount:					\$2,130.00		
Check Number: 41380      Check Date: 04/04/2023      Payee Name: OCEAN CITY							
2021228131	INDEMNITY	01/26/2021	OCEAN CITY	I-TEMPORARY TOTAL DISABILITY	\$712.24	2021-2021	Loss
Check Amount:					\$712.24		
Check Number: 41381      Check Date: 04/04/2023      Payee Name: OCEAN CITY							
2021228131	INDEMNITY	01/26/2021	OCEAN CITY	I-TEMPORARY TOTAL DISABILITY	\$712.24	2021-2021	Loss
Check Amount:					\$712.24		
Check Number: 41382      Check Date: 04/04/2023      Payee Name: GALLOWAY TOWNSHIP							
2023290493	INDEMNITY	12/05/2022	GALLOWAY TOWNSHIP	I-TEMPORARY TOTAL DISABILITY	\$2,130.00	2022-2022	Loss
Check Amount:					\$2,130.00		
Check Number: 41383      Check Date: 04/04/2023      Payee Name: HAMILTON TOWNSHIP							
2023294217	INDEMNITY	01/20/2023	HAMILTON TOWNSHIP	I-TEMPORARY TOTAL DISABILITY	\$1,992.42	2023-2023	Loss
Check Amount:					\$1,992.42		
Check Number: 41384      Check Date: 04/04/2023      Payee Name: CAPE MAY CITY							
2023293330	INDEMNITY	01/10/2023	CAPE MAY CITY	I-TEMPORARY TOTAL DISABILITY	\$745.36	2023-2023	Loss
Check Amount:					\$745.36		
Check Number: 41385      Check Date: 04/04/2023      Payee Name: LOWER TOWNSHIP							
2023288245	INDEMNITY	11/04/2022	LOWER TOWNSHIP	I-TEMPORARY TOTAL DISABILITY	\$2,067.16	2022-2022	Loss
Check Amount:					\$2,067.16		
Check Number: 41386      Check Date: 04/04/2023      Payee Name: Katherine Cavanaugh							
2021241233	INDEMNITY	06/14/2021	OCEAN CITY	I-PERMANENT PARTIAL DISABILITY	\$13,102.00	2021-2021	Loss

Processed Date: Apr 1, 2023 through Apr 30, 2023  
 Date Of Loss: All  
 Insured Name(s): All  
 Bank Account(s): 1000409678

Insurance Type(s): All  
 Claimant Type(s): All  
 Coverage(s): All

115

Page 3 of 46  
 Run Date: 5/2/2023 15:00:33  
 Cognos Version 1.0



## Check Register

Insurer: AJF-ATL.JOINT INS.FUND

Claim Number	Claimant Type	DOL	Insured Name	Transaction Type	Payment Amount	Policy Period	Payment Type
Check Amount:					\$13,102.00		
Check Number: 41387      Check Date: 04/04/2023      Payee Name: Richard Hudson							
2021229484	INDEMNITY	02/10/2021	ABSECON CITY	I-TEMPORARY TOTAL DISABILITY	\$1,938.00	2021-2021	Loss
Check Amount:					\$1,938.00		
Check Number: 41388      Check Date: 04/04/2023      Payee Name: Louise Pellegrino							
2023278025	INDEMNITY	07/12/2022	WEST WILDWOOD BOROUGH	I-TEMPORARY TOTAL DISABILITY	\$568.00	2022-2022	Loss
Check Amount:					\$568.00		
Check Number: 41389      Check Date: 04/04/2023      Payee Name: Robert Winkel							
2020206950	INDEMNITY	06/04/2020	MULLICA TOWNSHIP	I-LUMP SUM SETTLEMENT	\$3,896.00	2020-2020	Loss
Check Amount:					\$3,896.00		
Check Number: 41390      Check Date: 04/04/2023      Payee Name: Joseph Coady							
2022247283	INDEMNITY	09/05/2021	EGG HARBOR TOWNSHIP	I-TEMPORARY TOTAL DISABILITY	\$1,899.36	2021-2021	Loss
Check Amount:					\$1,899.36		
Check Number: 41391      Check Date: 04/04/2023      Payee Name: Jace Williams							
2021238830	INDEMNITY	05/27/2021	WILDWOOD CITY	I-PERMANENT PARTIAL DISABILITY	\$1,110.00	2021-2021	Loss
Check Amount:					\$1,110.00		
Check Number: 41392      Check Date: 04/04/2023      Payee Name: Justin Hope							
2022252077	INDEMNITY	10/18/2021	OCEAN CITY	I-PERMANENT PARTIAL DISABILITY	\$1,121.16	2021-2021	Loss
Check Amount:					\$1,121.16		
Check Number: 41393      Check Date: 04/04/2023      Payee Name: Jeremy Grouse							
2021218482	INDEMNITY	10/22/2020	OCEAN CITY	I-PERMANENT PARTIAL DISABILITY	\$1,150.08	2020-2020	Loss
Check Amount:					\$1,150.08		
Check Number: 41394      Check Date: 04/04/2023      Payee Name: Thomas Ferrence							
2021237523	INDEMNITY	05/11/2021	MIDDLE TOWNSHIP	I-PERMANENT PARTIAL DISABILITY	\$1,219.64	2021-2021	Loss
Check Amount:					\$1,219.64		
Check Number: 41395      Check Date: 04/04/2023      Payee Name: Cody Miller							
2021237286	INDEMNITY	05/09/2021	MILLVILLE CITY	I-PERMANENT PARTIAL DISABILITY	\$1,177.44	2021-2021	Loss
Check Amount:					\$1,177.44		
Check Number: 41396      Check Date: 04/04/2023      Payee Name: Brian Fisher							

Processed Date: Apr 1, 2023 through Apr 30, 2023  
 Date Of Loss: All  
 Insured Name(s): All  
 Bank Account(s): 1000409678

Insurance Type(s): All  
 Claimant Type(s): All  
 Coverage(s): 116

Page 4 of 46  
 Run Date: 5/2/2023 15:00:33  
 Cognos Version 1.0





## Check Register

Insurer: AJF-ATL.JOINT INS.FUND

Claim Number	Claimant Type	DOL	Insured Name	Transaction Type	Payment Amount	Policy Period	Payment Type
2020208258	INDEMNITY	06/24/2020	BRIGANTINE CITY	I-PERMANENT PARTIAL DISABILITY	\$1,191.28	2020-2020	Loss
Check Amount:					\$1,191.28		
Check Number: 41397      Check Date: 04/04/2023      Payee Name: John Adams							
2021230246	INDEMNITY	02/18/2021	UPPER TOWNSHIP	I-PERMANENT PARTIAL DISABILITY	\$1,087.24	2021-2021	Loss
Check Amount:					\$1,087.24		
Check Number: 41398      Check Date: 04/04/2023      Payee Name: PLEASANTVILLE CITY							
2023286031	INLAND MARINE	08/06/2022	PLEASANTVILLE CITY	M-MISC MED(WC) & PD (NON-WC) OTR LOSS PR	\$3,823.90	2022-2022	Loss
Check Amount:					\$3,823.90		
Check Number: 41399      Check Date: 04/04/2023      Payee Name: WEYMOUTH TOWNSHIP							
2023297988	BLDG/CONTENT	03/02/2023	WEYMOUTH TOWNSHIP	M-MISC MED(WC) & PD (NON-WC) BLD & CNT	\$5,690.00	2023-2023	Loss
Check Amount:					\$5,690.00		
Check Number: 41400      Check Date: 04/04/2023      Payee Name: MARGATE CITY							
2023287622	1ST PARTY COLL PD	10/28/2022	MARGATE CITY	M-MISC MED(WC) & PD (NON-WC) PR COLL	\$1,000.00	2022-2022	Loss
Check Amount:					\$1,000.00		
Check Number: 41401      Check Date: 04/04/2023      Payee Name: HAMILTON TOWNSHIP							
2021241968	1ST PARTY COLL PD	06/30/2021	HAMILTON TOWNSHIP	M-MISC MED(WC) & PD (NON-WC) PR COLL	\$1,000.00	2021-2021	Loss
Check Amount:					\$1,000.00		
Check Number: 41402      Check Date: 04/04/2023      Payee Name: LOWER TOWNSHIP							
2023300063	1ST PARTY COLL PD	03/26/2023	LOWER TOWNSHIP	M-MISC MED(WC) & PD (NON-WC) PR COLL	\$623.90	2023-2023	Loss
Check Amount:					\$623.90		
Check Number: 41403      Check Date: 04/04/2023      Payee Name: IVYREHAB NETWORK INC							
2021222460	INDEMNITY	12/04/2020	MIDDLE TOWNSHIP	M-PHYSICIAN FEES	\$255.00	2020-2020	Loss
2023282696	INDEMNITY	09/12/2022	MIDDLE TOWNSHIP	M-PHYSICIAN FEES	\$260.00	2022-2022	Loss
2023295249	MEDICAL ONLY	01/27/2023	MILLVILLE CITY	M-PHYSICIAN FEES	\$319.00	2023-2023	Loss
Check Amount:					\$834.00		
Check Number: 41404      Check Date: 04/04/2023      Payee Name: RANCOCAS ANESTHESIOLOGY PA							
2023282229	INDEMNITY	08/31/2022	WILDWOOD CITY	M-PHYSICIAN FEES	\$721.00	2022-2022	Loss
2023290493	INDEMNITY	12/05/2022	GALLOWAY TOWNSHIP	M-PHYSICIAN FEES	\$984.82	2022-2022	Loss
2023290740	INDEMNITY	12/08/2022	VENTNOR CITY	M-PHYSICIAN FEES	\$2,625.13	2022-2022	Loss

Processed Date: Apr 1, 2023 through Apr 30, 2023  
Date Of Loss: All  
Insured Name(s): All  
Bank Account(s): 1000409678

Insurance Type(s): All  
Claimant Type(s): All  
Coverage(s): All

117

Page 5 of 46  
Run Date: 5/2/2023 15:00:33  
Cognos Version 1.0



## Check Register

Insurer: AJF-ATL.JOINT INS.FUND

Claim Number	Claimant Type	DOL	Insured Name	Transaction Type	Payment Amount	Policy Period	Payment Type
Check Amount:					\$4,330.95		
Check Number: 41405      Check Date: 04/04/2023      Payee Name: ARMC ANESTHESIOLOGISTS							
2023286210	INDEMNITY	10/15/2022	BRIGANTINE CITY	M-PHYSICIAN FEES	\$770.00	2022-2022	Loss
Check Amount:					\$770.00		
Check Number: 41406      Check Date: 04/04/2023      Payee Name: SHORE MEDICAL CENTER							
2023282696	INDEMNITY	09/12/2022	MIDDLE TOWNSHIP	M-ACUTE CARE HOSPITAL	\$13,300.15	2022-2022	Loss
Check Amount:					\$13,300.15		
Check Number: 41407      Check Date: 04/04/2023      Payee Name: TWIN BORO PHYSICAL THERAPY ASSOCIATES PA							
2022275475	INDEMNITY	06/06/2022	EGG HARBOR TOWNSHIP	M-PHYSICIAN FEES	\$80.00	2022-2022	Loss
2023279959	INDEMNITY	08/02/2022	HAMILTON TOWNSHIP	M-PHYSICIAN FEES	\$160.00	2022-2022	Loss
2023286075	INDEMNITY	10/14/2022	NORTHFIELD CITY	M-PHYSICIAN FEES	\$80.00	2022-2022	Loss
2023287496	INDEMNITY	10/28/2022	HAMILTON TOWNSHIP	M-PHYSICIAN FEES	\$160.00	2022-2022	Loss
2023290493	INDEMNITY	12/05/2022	GALLOWAY TOWNSHIP	M-PHYSICIAN FEES	\$320.00	2022-2022	Loss
2023292487	INDEMNITY	12/29/2022	SOMERS POINT CITY	M-PHYSICIAN FEES	\$80.00	2022-2022	Loss
2023294910	INDEMNITY	01/29/2023	HAMILTON TOWNSHIP	M-PHYSICIAN FEES	\$160.00	2023-2023	Loss
2023295799	INDEMNITY	01/23/2023	EGG HARBOR TOWNSHIP	M-PHYSICIAN FEES	\$80.00	2023-2023	Loss
2023296228	INDEMNITY	02/09/2023	WEYMOUTH TOWNSHIP	M-PHYSICIAN FEES	\$240.00	2023-2023	Loss
2023296311	INDEMNITY	02/09/2023	EGG HARBOR TOWNSHIP	M-PHYSICIAN FEES	\$160.00	2023-2023	Loss
2023297803	INDEMNITY	03/02/2023	NORTHFIELD CITY	M-PHYSICIAN FEES	\$320.00	2023-2023	Loss
Check Amount:					\$1,840.00		
Check Number: 41408      Check Date: 04/04/2023      Payee Name: CAPE EMERGENCY PHYSICIANS, PA							
2023282992	MEDICAL ONLY	09/13/2022	AVALON BOROUGH	M-PHYSICIAN FEES	\$3,012.16	2022-2022	Loss
Check Amount:					\$3,012.16		
Check Number: 41409      Check Date: 04/04/2023      Payee Name: ONE CALL CARE DIAGNOSTICS							
2023277463	INDEMNITY	07/04/2022	HAMILTON TOWNSHIP	M-MRI	\$475.00	2022-2022	Loss
2023282901	INDEMNITY	09/12/2022	LOWER TOWNSHIP	M-MRI	\$475.00	2022-2022	Loss
Check Amount:					\$950.00		
Check Number: 41410      Check Date: 04/04/2023      Payee Name: PROFESSIONAL PAIN MANAGEMENT ASSOC							
2019167196	INDEMNITY	02/28/2019	PLEASANTVILLE CITY	M-PHYSICIAN FEES	\$142.80	2019-2019	Loss

Processed Date: Apr 1, 2023 through Apr 30, 2023  
Date Of Loss: All  
Insured Name(s): All  
Bank Account(s): 1000409678

Insurance Type(s): All  
Claimant Type(s): All  
Coverage(s): 118

Page 6 of 46  
Run Date: 5/2/2023 15:00:33  
Cognos Version 1.0



## Check Register

Insurer: AJF-ATL.JOINT INS.FUND

Claim Number	Claimant Type	DOL	Insured Name	Transaction Type	Payment Amount	Policy Period	Payment Type
Check Amount:					\$142.80		
Check Number: 41411	Check Date: 04/04/2023	Payee Name: MATTHEW J PITERA MD PA					
2022259943	INDEMNITY	01/04/2022	MILLVILLE CITY	M-BEHAVIORAL HEALTH	\$450.00	2022-2022	Loss
2022274133	INDEMNITY	05/24/2022	PLEASANTVILLE CITY	M-BEHAVIORAL HEALTH	\$450.00	2022-2022	Loss
Check Amount:					\$900.00		
Check Number: 41412	Check Date: 04/04/2023	Payee Name: COASTAL PHYSICIANS & SURGEONS, P.C.					
2021209355	INDEMNITY	07/04/2020	NORTH WILDWOOD CITY	M-ORTHO/NEURO FEES	\$89.82	2020-2020	Loss
2021240978	INDEMNITY	12/30/2020	EGG HARBOR TOWNSHIP	M-ORTHO/NEURO FEES	\$89.82	2020-2020	Loss
Check Amount:					\$179.64		
Check Number: 41413	Check Date: 04/04/2023	Payee Name: ROTHMAN ORTHOPAEDICS					
2020203726	INDEMNITY	04/23/2020	PLEASANTVILLE CITY	M-ORTHO/NEURO FEES	\$108.25	2020-2020	Loss
2021237391	INDEMNITY	05/11/2021	GALLOWAY TOWNSHIP	M-ORTHO/NEURO FEES	\$415.65	2021-2021	Loss
2022276947	INDEMNITY	06/24/2022	MILLVILLE CITY	M-PHYSICAL/OCCUPATIONAL THERAPY	\$1,728.06	2022-2022	Loss
2023277463	INDEMNITY	07/04/2022	HAMILTON TOWNSHIP	M-ORTHO/NEURO FEES	\$203.88	2022-2022	Loss
2023277935	INDEMNITY	07/11/2022	SOMERS POINT CITY	M-PHYSICAL/OCCUPATIONAL THERAPY	\$1,825.37	2022-2022	Loss
2023288059	INDEMNITY	10/26/2022	EGG HARBOR TOWNSHIP	M-ORTHO/NEURO FEES	\$1,141.59	2022-2022	Loss
Check Amount:					\$5,422.80		
Check Number: 41414	Check Date: 04/04/2023	Payee Name: NovaCare Rehabilitation					
2021228131	INDEMNITY	01/26/2021	OCEAN CITY	M-PHYSICIAN FEES	\$196.00	2021-2021	Loss
2021229484	INDEMNITY	02/10/2021	ABSECON CITY	M-PHYSICIAN FEES	\$196.00	2021-2021	Loss
2022274887	INDEMNITY	05/11/2022	PLEASANTVILLE CITY	M-PHYSICIAN FEES	\$196.00	2022-2022	Loss
2022276965	INDEMNITY	06/24/2022	WILDWOOD CITY	M-PHYSICIAN FEES	\$98.00	2022-2022	Loss
2023292297	INDEMNITY	09/07/2022	LOWER TOWNSHIP	M-PHYSICIAN FEES	\$98.00	2022-2022	Loss
2023294122	INDEMNITY	01/19/2023	EGG HARBOR TOWNSHIP	M-PHYSICIAN FEES	\$392.00	2023-2023	Loss
Check Amount:					\$1,176.00		
Check Number: 41415	Check Date: 04/04/2023	Payee Name: UNIVERSITY OF PENN MEDICAL GROUP					
2022273825	INDEMNITY	05/19/2022	WILDWOOD CREST BOROUGH	M-PHYSICIAN FEES	\$165.20	2022-2022	Loss
Check Amount:					\$165.20		
Check Number: 41416	Check Date: 04/04/2023	Payee Name: ROTHMAN ORTHOPAEDICS					

Processed Date: Apr 1, 2023 through Apr 30, 2023  
Date Of Loss: All  
Insured Name(s): All  
Bank Account(s): 1000409678

Insurance Type(s): All  
Claimant Type(s): All  
Coverage(s): 119

Page 7 of 46  
Run Date: 5/2/2023 15:00:33  
Cognos Version 1.0



## Check Register

Insurer: AJF-ATL.JOINT INS.FUND

Claim Number	Claimant Type	DOL	Insured Name	Transaction Type	Payment Amount	Policy Period	Payment Type
2022275826	INDEMNITY	06/05/2022	SEA ISLE CITY	M-ORTHO/NEURO FEES	\$88.69	2022-2022	Loss
2023288059	INDEMNITY	10/26/2022	EGG HARBOR TOWNSHIP	M-ORTHO/NEURO FEES	\$88.69	2022-2022	Loss
Check Amount:					\$177.38		
Check Number: 41417		Check Date: 04/04/2023	Payee Name: ATLANTIC ER ASSOC-KESSLER SED				
2023296799	MEDICAL ONLY	02/16/2023	MULLICA TOWNSHIP	M-PHYSICIAN FEES	\$522.00	2023-2023	Loss
Check Amount:					\$522.00		
Check Number: 41418		Check Date: 04/04/2023	Payee Name: VIRTUA MEDICAL GROUP, PA				
2023287496	INDEMNITY	10/28/2022	HAMILTON TOWNSHIP	M-ORTHO/NEURO FEES	\$133.59	2022-2022	Loss
Check Amount:					\$133.59		
Check Number: 41419		Check Date: 04/04/2023	Payee Name: CAPE REGIONAL URGENT CARE				
2023292429	MEDICAL ONLY	12/29/2022	CAPE MAY CITY	M-URGENT CARE CENTER	\$119.56	2022-2022	Loss
2023295864	MEDICAL ONLY	01/31/2023	CAPE MAY CITY	M-URGENT CARE CENTER	\$278.91	2023-2023	Loss
Check Amount:					\$398.47		
Check Number: 41420		Check Date: 04/04/2023	Payee Name: SHORE URGENT CARE				
2023297171	INDEMNITY	02/22/2023	EGG HARBOR TOWNSHIP	M-URGENT CARE CENTER	\$140.00	2023-2023	Loss
Check Amount:					\$140.00		
Check Number: 41421		Check Date: 04/04/2023	Payee Name: CAPE PHYSICAL THERAPY LLC				
2022246522	INDEMNITY	08/28/2021	MIDDLE TOWNSHIP	M-PHYSICIAN FEES	\$120.00	2021-2021	Loss
2023282901	INDEMNITY	09/12/2022	LOWER TOWNSHIP	M-PHYSICIAN FEES	\$270.00	2022-2022	Loss
2023288245	INDEMNITY	11/04/2022	LOWER TOWNSHIP	M-PHYSICIAN FEES	\$168.00	2022-2022	Loss
2023291742	MEDICAL ONLY	12/19/2022	SEA ISLE CITY	M-PHYSICIAN FEES	\$108.00	2022-2022	Loss
Check Amount:					\$666.00		
Check Number: 41422		Check Date: 04/04/2023	Payee Name: ATLANTICARE PHYSICIAN GROUP P A				
2023278572	MEDICAL ONLY	07/18/2022	LOWER TOWNSHIP	M-OCCUPATIONAL MEDICINE	\$104.55	2022-2022	Loss
2023287458	MEDICAL ONLY	10/28/2022	VENTNOR CITY	M-OCCUPATIONAL MEDICINE	\$144.75	2022-2022	Loss
2023289148	MEDICAL ONLY	11/12/2022	HAMILTON TOWNSHIP	M-OCCUPATIONAL MEDICINE	\$182.69	2022-2022	Loss
2023297005	MEDICAL ONLY	02/21/2023	EGG HARBOR TOWNSHIP	M-OCCUPATIONAL MEDICINE	\$153.41	2023-2023	Loss
Check Amount:					\$585.40		
Check Number: 41423		Check Date: 04/04/2023	Payee Name: SOCIETY HILL ANESTHESIA CONSULTANTS				

Processed Date: Apr 1, 2023 through Apr 30, 2023  
Date Of Loss: All  
Insured Name(s): All  
Bank Account(s): 1000409678

Insurance Type(s): All  
Claimant Type(s): All  
Coverage(s): 120

Page 8 of 46  
Run Date: 5/2/2023 15:00:33  
Cognos Version 1.0



## Check Register

Insurer: AJF-ATL.JOINT INS.FUND

Claim Number	Claimant Type	DOL	Insured Name	Transaction Type	Payment Amount	Policy Period	Payment Type
2023285861	INDEMNITY	10/12/2022	OCEAN CITY	M-AMBULATORY SURGERY CENTER	\$1,873.00	2022-2022	Loss
2023286075	INDEMNITY	10/14/2022	NORTHFIELD CITY	M-AMBULATORY SURGERY CENTER	\$807.00	2022-2022	Loss
2023287496	INDEMNITY	10/28/2022	HAMILTON TOWNSHIP	M-AMBULATORY SURGERY CENTER	\$1,873.00	2022-2022	Loss
2023288245	INDEMNITY	11/04/2022	LOWER TOWNSHIP	M-AMBULATORY SURGERY CENTER	\$2,116.00	2022-2022	Loss
Check Amount:					\$6,669.00		
Check Number: 41424	Check Date: 04/04/2023	Payee Name: ZYNEX MEDICAL INC.,					
2023290740	INDEMNITY	12/08/2022	VENTNOR CITY	M-DME/PROSTHETICS	\$1,150.96	2022-2022	Loss
Check Amount:					\$1,150.96		
Check Number: 41425	Check Date: 04/04/2023	Payee Name: ADVANCED RADIOLOGY SOLUTIONS LLC					
2022276965	INDEMNITY	06/24/2022	WILDWOOD CITY	M-PHYSICIAN FEES	\$15.83	2022-2022	Loss
Check Amount:					\$15.83		
Check Number: 41426	Check Date: 04/04/2023	Payee Name: ALIGN DIRECT BILL LLC					
2021210129	INDEMNITY	07/14/2020	BRIGANTINE CITY	M-PHYSICIAN FEES	\$95.00	2020-2020	Loss
2023282992	MEDICAL ONLY	09/13/2022	AVALON BOROUGH	M-PHYSICIAN FEES	\$156.43	2022-2022	Loss
Check Amount:					\$251.43		
Check Number: 41427	Check Date: 04/04/2023	Payee Name: REMOTE NEUROMONITORING PHYSICIANS					
2023282696	INDEMNITY	09/12/2022	MIDDLE TOWNSHIP	M-ORTHO/NEURO FEES	\$6,215.00	2022-2022	Loss
Check Amount:					\$6,215.00		
Check Number: 41428	Check Date: 04/04/2023	Payee Name: FUSION HEALTHCARE SOLUTIONS					
2023277935	INDEMNITY	07/11/2022	SOMERS POINT CITY	M-DME/PROSTHETICS	\$1,188.00	2022-2022	Loss
2023290740	INDEMNITY	12/08/2022	VENTNOR CITY	M-DME/PROSTHETICS	\$1,188.00	2022-2022	Loss
Check Amount:					\$2,376.00		
Check Number: 41429	Check Date: 04/04/2023	Payee Name: SPECTRUM FITNESS LLC					
2023290740	INDEMNITY	12/08/2022	VENTNOR CITY	M-PHYSICIAN FEES	\$408.00	2022-2022	Loss
Check Amount:					\$408.00		
Check Number: 41430	Check Date: 04/04/2023	Payee Name: JAG-ONE PHYSICAL THERAPY LLC					
2023287795	MEDICAL ONLY	11/01/2022	LOWER TOWNSHIP	M-PHYSICIAN FEES	\$126.00	2022-2022	Loss
2023293330	INDEMNITY	01/10/2023	CAPE MAY CITY	M-PHYSICIAN FEES	\$189.00	2023-2023	Loss
2023295046	INDEMNITY	01/22/2023	MIDDLE TOWNSHIP	M-PHYSICIAN FEES	\$63.00	2023-2023	Loss

Processed Date: Apr 1, 2023 through Apr 30, 2023  
Date Of Loss: All  
Insured Name(s): All  
Bank Account(s): 1000409678

Insurance Type(s): All  
Claimant Type(s): All  
Coverage(s): All

121

Page 9 of 46  
Run Date: 5/2/2023 15:00:33  
Cognos Version 1.0



## Check Register

Insurer: AJF-ATL.JOINT INS.FUND

Claim Number	Claimant Type	DOL	Insured Name	Transaction Type	Payment Amount	Policy Period	Payment Type
Check Amount:					\$378.00		
Check Number: 41431	Check Date: 04/04/2023	Payee Name: myMATRIXX					
2022274141	INDEMNITY	05/24/2022	PLEASANTVILLE CITY	M-PHARMACY	\$38.23	2022-2022	Loss
Check Amount:					\$38.23		
Check Number: 41432	Check Date: 04/04/2023	Payee Name: ORTHONJ, LLC					
2020194275	INDEMNITY	01/10/2020	LOWER TOWNSHIP	M-ORTHO/NEURO FEES	\$210.52	2020-2020	Loss
2023291742	MEDICAL ONLY	12/19/2022	SEA ISLE CITY	M-ORTHO/NEURO FEES	\$327.97	2022-2022	Loss
2023292067	MEDICAL ONLY	12/22/2022	BRIGANTINE CITY	M-ORTHO/NEURO FEES	\$327.97	2022-2022	Loss
2023292862	INDEMNITY	11/17/2022	EGG HARBOR TOWNSHIP	M-PHYSICIAN FEES	\$125.59	2022-2022	Loss
2023294217	INDEMNITY	01/20/2023	HAMILTON TOWNSHIP	M-PHYSICIAN FEES	\$52.18	2023-2023	Loss
2023296228	INDEMNITY	02/09/2023	WEYMOUTH TOWNSHIP	M-ORTHO/NEURO FEES	\$125.59	2023-2023	Loss
2023296459	INDEMNITY	02/14/2023	GALLOWAY TOWNSHIP	M-PHYSICIAN FEES	\$85.32	2023-2023	Loss
2023298631	INDEMNITY	03/09/2023	LONGPORT BOROUGH	M-ORTHO/NEURO FEES	\$190.79	2023-2023	Loss
2023298708	MEDICAL ONLY	03/10/2023	WILDWOOD CITY	M-ORTHO/NEURO FEES	\$162.57	2023-2023	Loss
Check Amount:					\$1,608.50		
Check Number: 41433	Check Date: 04/04/2023	Payee Name: STRIVE PHYSICAL THERAPY SPECIALISTS, LLC					
2020179236	INDEMNITY	07/19/2019	OCEAN CITY	M-PHYSICIAN FEES	\$160.00	2019-2019	Loss
2021237391	INDEMNITY	05/11/2021	GALLOWAY TOWNSHIP	M-PHYSICIAN FEES	\$80.00	2021-2021	Loss
2022267947	INDEMNITY	03/16/2022	MILLVILLE CITY	M-PHYSICIAN FEES	\$160.00	2022-2022	Loss
2023297550	INDEMNITY	02/26/2023	VENTNOR CITY	M-PHYSICIAN FEES	\$80.00	2023-2023	Loss
2023298952	MEDICAL ONLY	03/15/2023	MARGATE CITY	M-PHYSICIAN FEES	\$160.00	2023-2023	Loss
Check Amount:					\$640.00		
Check Number: 41434	Check Date: 04/04/2023	Payee Name: ORTHONJ, LLC					
2023292487	INDEMNITY	12/29/2022	SOMERS POINT CITY	M-ORTHO/NEURO FEES	\$121.97	2022-2022	Loss
2023297550	INDEMNITY	02/26/2023	VENTNOR CITY	M-ORTHO/NEURO FEES	\$121.97	2023-2023	Loss
Check Amount:					\$243.94		
Check Number: 41435	Check Date: 04/04/2023	Payee Name: QUALCARE INC					
2023300297	INDEMNITY	03/29/2023	EGG HARBOR TOWNSHIP	M-MEDICAL REHAB/NON VOCATIONAL WC	\$555.00	2023-2023	Loss
2023300328	MEDICAL ONLY	03/06/2023	EGG HARBOR TOWNSHIP	M-MEDICAL REHAB/NON VOCATIONAL WC	\$555.00	2023-2023	Loss

Processed Date: Apr 1, 2023 through Apr 30, 2023  
Date Of Loss: All  
Insured Name(s): All  
Bank Account(s): 1000409678

Insurance Type(s): All  
Claimant Type(s): All  
Coverage(s): All

122

Page 10 of 46  
Run Date: 5/2/2023 15:00:33  
Cognos Version 1.0



## Check Register

Insurer: AJF-ATL.JOINT INS.FUND

Claim Number	Claimant Type	DOL	Insured Name	Transaction Type	Payment Amount	Policy Period	Payment Type
2023300442	INDEMNITY	03/27/2023	LOWER TOWNSHIP	M-MEDICAL REHAB/NON VOCATIONAL WC	\$555.00	2023-2023	Loss
2023300478	MEDICAL ONLY	03/31/2023	VENTNOR CITY	M-MEDICAL REHAB/NON VOCATIONAL WC	\$555.00	2023-2023	Loss
2023300517	MEDICAL ONLY	03/30/2023	MILLVILLE CITY	M-MEDICAL REHAB/NON VOCATIONAL WC	\$555.00	2023-2023	Loss
Check Amount:					\$2,775.00		
Check Number: 41436		Check Date: 04/11/2023	Payee Name: GOLDENBERG, MACKLER & SAYEGH, PA				
2019166665	INDEMNITY	02/22/2019	OCEAN CITY	I-ASSESSMENT-W.C. IND	\$19,460.00	2019-2019	Loss
2022257218	INDEMNITY	12/10/2021	SOMERS POINT CITY	I-ASSESSMENT-W.C. IND	\$4,123.00	2021-2021	Loss
Check Amount:					\$23,583.00		
Check Number: 41437		Check Date: 04/11/2023	Payee Name: MADDEN & MADDEN PA				
2022243874	BODILY INJURY	07/04/2021	NEWFIELD BOROUGH	L-LEGAL GL	\$641.23	2021-2021	Legal
2023289957	BODILY INJURY	10/09/2022	OCEAN CITY	L-LEGAL GL	\$947.00	2022-2022	Legal
Check Amount:					\$1,588.23		
Check Number: 41438		Check Date: 04/11/2023	Payee Name: STATE SHORTHAND REPORTING SERVICE				
2019166665	INDEMNITY	02/22/2019	OCEAN CITY	E-MISC LEGAL EXPENSE WC	\$75.00	2019-2019	Expense
2020188835	INDEMNITY	11/01/2019	DENNIS TOWNSHIP	E-MISC LEGAL EXPENSE WC	\$75.00	2019-2019	Expense
2022257218	INDEMNITY	12/10/2021	SOMERS POINT CITY	E-MISC LEGAL EXPENSE WC	\$75.00	2021-2021	Expense
Check Amount:					\$225.00		
Check Number: 41439		Check Date: 04/11/2023	Payee Name: SOUTH JERSEY PHYSICIAN ASSOCS				
2022276919	INDEMNITY	06/26/2022	EGG HARBOR TOWNSHIP	M-IND MED EXAMS WC	\$800.00	2022-2022	Loss
Check Amount:					\$800.00		
Check Number: 41440		Check Date: 04/11/2023	Payee Name: MERCER ALLERGY & PULMONARY ASSOCIATES, LLC				
2021234267	INDEMNITY	04/03/2021	PLEASANTVILLE CITY	E-ALLOCATED MED EXAM WC	\$3,200.00	2021-2021	Expense
Check Amount:					\$3,200.00		
Check Number: 41441		Check Date: 04/11/2023	Payee Name: Hyberg White & Mann PC				
2020188835	INDEMNITY	11/01/2019	DENNIS TOWNSHIP	I-ASSESSMENT-W.C. IND	\$16,283.75	2019-2019	Loss
Check Amount:					\$16,283.75		
Check Number: 41442		Check Date: 04/11/2023	Payee Name: I C U INVESTIGATIONS INC				
2021229402	INLAND MARINE	05/27/2019	WILDWOOD CITY	E-SUBROGATION EXPENSE PR	\$275.00	2019-2019	Expense
2022275973	1ST PARTY COLL PD	06/14/2022	PLEASANTVILLE CITY	E-SUBROGATION EXPENSE PR	\$150.00	2022-2022	Expense

Processed Date: Apr 1, 2023 through Apr 30, 2023  
Date Of Loss: All  
Insured Name(s): All  
Bank Account(s): 1000409678

Insurance Type(s): All  
Claimant Type(s): All  
Coverage(s): All

123

Page 11 of 46  
Run Date: 5/2/2023 15:00:33  
Cognos Version 1.0





## Check Register

Insurer: AJF-ATL.JOINT INS.FUND

Claim Number	Claimant Type	DOL	Insured Name	Transaction Type	Payment Amount	Policy Period	Payment Type
Check Amount:					\$425.00		
Check Number: 41443	Check Date: 04/11/2023	Payee Name: BARKER GELFAND JAMES & SERVAS A PROFESSIONAL CORPORATION					
2020192062	POLICE PROF BI	09/12/2019	MILLVILLE CITY	L-LEGAL GL	\$8,455.09	2019-2019	Legal
2021211741	POLICE PROF BI	07/13/2019	MILLVILLE CITY	L-LEGAL GL	\$1,439.00	2019-2019	Legal
2021213081	POLICE PROF BI	06/04/2020	GALLOWAY TOWNSHIP	L-LEGAL GL	\$1,857.00	2020-2020	Legal
2022258663	POLICE PROF PI	02/04/2020	NORTH WILDWOOD CITY	L-LEGAL GL	\$230.00	2020-2020	Legal
2022271345	POLICE PROF PI	01/05/2022	GALLOWAY TOWNSHIP	L-LEGAL GL	\$425.00	2022-2022	Legal
2023292379	POLICE PROF BI	12/27/2020	GALLOWAY TOWNSHIP	L-LEGAL GL	\$3,714.00	2020-2020	Legal
Check Amount:					\$16,120.09		
Check Number: 41444	Check Date: 04/11/2023	Payee Name: BIRCHMEIER & POWELL LLC					
2020184738	BODILY INJURY	07/15/2019	OCEAN CITY	L-LEGAL GL	\$2,566.00	2019-2019	Legal
2021211294	BODILY INJURY	05/27/2020	SOMERS POINT CITY	L-LEGAL GL	\$1,513.00	2020-2020	Legal
Check Amount:					\$4,079.00		
Check Number: 41445	Check Date: 04/11/2023	Payee Name: RELIABLE COPY SERVICE,INC					
2021215885	BODILY INJURY	09/05/2020	BRIGANTINE CITY	E-MISC LEGAL EXPENSE GL	\$1,038.60	2020-2020	Expense
Check Amount:					\$1,038.60		
Check Number: 41446	Check Date: 04/11/2023	Payee Name: State of New Jersey - Div of Worker's Comp					
2021215444	INDEMNITY	09/22/2020	ABSECON CITY	E-MISC ALL OTHER WC	\$9.60	2020-2020	Expense
2023282229	INDEMNITY	08/31/2022	WILDWOOD CITY	E-MISC ALL OTHER WC	\$5.32	2022-2022	Expense
Check Amount:					\$14.92		
Check Number: 41447	Check Date: 04/11/2023	Payee Name: NEW JERSEY IME ASSOCIATES LLC					
2023277910	INDEMNITY	07/11/2022	VENTNOR CITY	M-IND MED EXAMS WC	\$800.00	2022-2022	Loss
Check Amount:					\$800.00		
Check Number: 41448	Check Date: 04/11/2023	Payee Name: THE DEWEESE LAW FIRM					
2020188835	INDEMNITY	11/01/2019	DENNIS TOWNSHIP	E-SUBROGATION EXPENSE WC	\$10,789.32	2019-2019	Expense
Check Amount:					\$10,789.32		
Check Number: 41449	Check Date: 04/11/2023	Payee Name: AFFANATO MARUT LLC					
2019166665	INDEMNITY	02/22/2019	OCEAN CITY	L-LEGAL WC	\$476.00	2019-2019	Legal
2020181183	INDEMNITY	07/09/2019	ABSECON CITY	L-LEGAL WC	\$182.00	2019-2019	Legal

Processed Date: Apr 1, 2023 through Apr 30, 2023  
Date Of Loss: All  
Insured Name(s): All  
Bank Account(s): 1000409678

Insurance Type(s): All  
Claimant Type(s): All  
Coverage(s): 124

Page 12 of 46  
Run Date: 5/2/2023 15:00:33  
Cognos Version 1.0





## Check Register

Insurer: AJF-ATL.JOINT INS.FUND

Claim Number	Claimant Type	DOL	Insured Name	Transaction Type	Payment Amount	Policy Period	Payment Type
2020183913	INDEMNITY	09/13/2019	LOWER TOWNSHIP	L-LEGAL WC	\$200.00	2019-2019	Legal
2020188835	INDEMNITY	11/01/2019	DENNIS TOWNSHIP	L-LEGAL WC	\$266.00	2019-2019	Legal
2020191799	INDEMNITY	12/07/2019	BRIGANTINE CITY	L-LEGAL WC	\$113.00	2019-2019	Legal
2020197914	INDEMNITY	02/22/2020	EGG HARBOR TOWNSHIP	L-LEGAL WC	\$383.00	2020-2020	Legal
2020206497	INDEMNITY	06/02/2020	WILDWOOD CITY	L-LEGAL WC	\$230.00	2020-2020	Legal
2021221090	INDEMNITY	11/16/2020	VENTNOR CITY	L-LEGAL WC	\$140.00	2020-2020	Legal
2021222719	INDEMNITY	12/04/2020	PLEASANTVILLE CITY	L-LEGAL WC	\$115.00	2020-2020	Legal
2021225173	INDEMNITY	01/03/2021	LOWER TOWNSHIP	L-LEGAL WC	\$140.00	2021-2021	Legal
2021231669	INDEMNITY	03/03/2021	VENTNOR CITY	L-LEGAL WC	\$154.00	2021-2021	Legal
2021233791	INDEMNITY	03/26/2021	GALLOWAY TOWNSHIP	L-LEGAL WC	\$227.00	2021-2021	Legal
2021234267	INDEMNITY	04/03/2021	PLEASANTVILLE CITY	L-LEGAL WC	\$254.50	2021-2021	Legal
2021236934	INDEMNITY	05/04/2021	GALLOWAY TOWNSHIP	L-LEGAL WC	\$364.00	2021-2021	Legal
2021238446	INDEMNITY	05/23/2021	OCEAN CITY	L-LEGAL WC	\$484.00	2021-2021	Legal
2022246522	INDEMNITY	08/28/2021	MIDDLE TOWNSHIP	L-LEGAL WC	\$234.50	2021-2021	Legal
2022249502	INDEMNITY	09/25/2021	SOMERS POINT CITY	L-LEGAL WC	\$196.00	2021-2021	Legal
2022250708	INDEMNITY	10/05/2021	MILLVILLE CITY	L-LEGAL WC	\$138.00	2021-2021	Legal
2022252175	INDEMNITY	10/20/2021	PLEASANTVILLE CITY	L-LEGAL WC	\$236.50	2021-2021	Legal
2022254087	INDEMNITY	11/10/2021	WILDWOOD CREST BOROUGH	L-LEGAL WC	\$196.00	2021-2021	Legal
2022260883	INDEMNITY	01/07/2022	VENTNOR CITY	L-LEGAL WC	\$154.00	2022-2022	Legal
2022261128	INDEMNITY	01/13/2022	OCEAN CITY	L-LEGAL WC	\$350.00	2022-2022	Legal
2022262333	INDEMNITY	01/25/2022	MIDDLE TOWNSHIP	L-LEGAL WC	\$224.00	2022-2022	Legal
2022262929	INDEMNITY	01/29/2022	WEST WILDWOOD BOROUGH	L-LEGAL WC	\$184.50	2022-2022	Legal
2022270190	INDEMNITY	04/10/2022	OCEAN CITY	L-LEGAL WC	\$140.00	2022-2022	Legal
2022271533	INDEMNITY	04/27/2022	STONE HARBOR BOROUGH	L-LEGAL WC	\$126.00	2022-2022	Legal
2022273096	INDEMNITY	05/13/2022	HAMILTON TOWNSHIP	L-LEGAL WC	\$224.00	2022-2022	Legal
2022273627	INDEMNITY	05/18/2022	OCEAN CITY	L-LEGAL WC	\$210.00	2022-2022	Legal
2022275826	INDEMNITY	06/05/2022	SEA ISLE CITY	L-LEGAL WC	\$229.00	2022-2022	Legal
2022276919	INDEMNITY	06/26/2022	EGG HARBOR TOWNSHIP	L-LEGAL WC	\$140.00	2022-2022	Legal
2022277047	INDEMNITY	06/28/2022	OCEAN CITY	L-LEGAL WC	\$561.00	2022-2022	Legal
2022277165	INDEMNITY	06/29/2022	MIDDLE TOWNSHIP	L-LEGAL WC	\$190.50	2022-2022	Legal

Processed Date: Apr 1, 2023 through Apr 30, 2023  
Date Of Loss: All  
Insured Name(s): All  
Bank Account(s): 1000409678

Insurance Type(s): All  
Claimant Type(s): All  
Coverage(s): 125

Page 13 of 46  
Run Date: 5/2/2023 15:00:33  
Cognos Version 1.0



## Check Register

Insurer: AJF-ATL.JOINT INS.FUND

Claim Number	Claimant Type	DOL	Insured Name	Transaction Type	Payment Amount	Policy Period	Payment Type
2022277436	INDEMNITY	06/27/2022	PLEASANTVILLE CITY	L-LEGAL WC	\$238.00	2022-2022	Legal
2023277935	INDEMNITY	07/11/2022	SOMERS POINT CITY	L-LEGAL WC	\$162.50	2022-2022	Legal
2023279027	INDEMNITY	07/25/2022	SOMERS POINT CITY	L-LEGAL WC	\$112.00	2022-2022	Legal
2023279717	INDEMNITY	08/02/2022	GALLOWAY TOWNSHIP	L-LEGAL WC	\$155.00	2022-2022	Legal
2023282901	INDEMNITY	09/12/2022	LOWER TOWNSHIP	L-LEGAL WC	\$185.00	2022-2022	Legal
2023285680	INDEMNITY	10/08/2022	OCEAN CITY	L-LEGAL WC	\$513.00	2022-2022	Legal
2023295448	INDEMNITY	01/27/2023	PLEASANTVILLE CITY	L-LEGAL WC	\$383.00	2023-2023	Legal
Check Amount:					<b>\$9,211.00</b>		

<b>Check Number: 41450</b>		<b>Check Date: 04/11/2023</b>		<b>Payee Name: JOEBOY INC T/A ACTION AUTO BODY</b>			
2023290193	1ST PARTY COLL PD	10/05/2022	HAMILTON TOWNSHIP	M-MISC MED(WC) & PD (NON-WC) PR COLL	\$1,729.86	2022-2022	Loss
Check Amount:					<b>\$1,729.86</b>		

<b>Check Number: 41451</b>		<b>Check Date: 04/11/2023</b>		<b>Payee Name: HOWARD HAMMER PSY D LLC</b>			
2022259943	INDEMNITY	01/04/2022	MILLVILLE CITY	M-PHYSICIAN FEES	\$165.00	2022-2022	Loss
2022274127	INDEMNITY	05/24/2022	PLEASANTVILLE CITY	M-PHYSICIAN FEES	\$165.00	2022-2022	Loss
2022274133	INDEMNITY	05/24/2022	PLEASANTVILLE CITY	M-PHYSICIAN FEES	\$165.00	2022-2022	Loss
2022274139	INDEMNITY	05/24/2022	PLEASANTVILLE CITY	M-PHYSICIAN FEES	\$165.00	2022-2022	Loss
2022274141	INDEMNITY	05/24/2022	PLEASANTVILLE CITY	M-PHYSICIAN FEES	\$165.00	2022-2022	Loss
Check Amount:					<b>\$825.00</b>		

<b>Check Number: 41452</b>		<b>Check Date: 04/11/2023</b>		<b>Payee Name: PIETRAS SARACINO SMITH &amp; MEEK LLP</b>			
2019172866	INDEMNITY	05/04/2019	SEA ISLE CITY	L-LEGAL WC	\$751.00	2019-2019	Legal
2020177859	INDEMNITY	07/02/2019	PLEASANTVILLE CITY	L-LEGAL WC	\$647.50	2019-2019	Legal
2021211931	INDEMNITY	08/07/2020	PLEASANTVILLE CITY	L-LEGAL WC	\$927.50	2020-2020	Legal
2021219674	INDEMNITY	11/08/2020	PLEASANTVILLE CITY	L-LEGAL WC	\$215.59	2020-2020	Legal
2021229484	INDEMNITY	02/10/2021	ABSECON CITY	L-LEGAL WC	\$140.00	2021-2021	Legal
2021233008	INDEMNITY	03/08/2021	GALLOWAY TOWNSHIP	L-LEGAL WC	\$728.50	2021-2021	Legal
2022246545	INDEMNITY	08/29/2021	MILLVILLE CITY	L-LEGAL WC	\$292.50	2021-2021	Legal
2022247283	INDEMNITY	09/05/2021	EGG HARBOR TOWNSHIP	L-LEGAL WC	\$986.00	2021-2021	Legal
2022249301	INDEMNITY	09/24/2021	MARGATE CITY	L-LEGAL WC	\$554.50	2021-2021	Legal
2022249887	INDEMNITY	09/25/2021	NORTH WILDWOOD CITY	L-LEGAL WC	\$541.50	2021-2021	Legal
2022257218	INDEMNITY	12/10/2021	SOMERS POINT CITY	L-LEGAL WC	\$429.50	2021-2021	Legal

Processed Date: Apr 1, 2023 through Apr 30, 2023  
 Date Of Loss: All  
 Insured Name(s): All  
 Bank Account(s): 1000409678

Insurance Type(s): All  
 Claimant Type(s): All  
 Coverage(s): **126**

Page 14 of 46  
 Run Date: 5/2/2023 15:00:33  
 Cognos Version 1.0



## Check Register

Insurer: AJF-ATL.JOINT INS.FUND

Claim Number	Claimant Type	DOL	Insured Name	Transaction Type	Payment Amount	Policy Period	Payment Type
2022259510	INDEMNITY	01/04/2022	BRIGANTINE CITY	L-LEGAL WC	\$1,336.00	2022-2022	Legal
2023277802	INDEMNITY	07/09/2022	PLEASANTVILLE CITY	L-LEGAL WC	\$267.50	2022-2022	Legal
2023280187	INDEMNITY	08/09/2022	EGG HARBOR TOWNSHIP	L-LEGAL WC	\$322.00	2022-2022	Legal
2023281592	INDEMNITY	08/26/2022	HAMILTON TOWNSHIP	L-LEGAL WC	\$313.50	2022-2022	Legal
Check Amount:					\$8,453.09		
Check Number: 41453      Check Date: 04/11/2023      Payee Name: PLEASANTVILLE CITY							
2022274887	INDEMNITY	05/11/2022	PLEASANTVILLE CITY	I-TEMPORARY TOTAL DISABILITY	\$1,065.00	2022-2022	Loss
Check Amount:					\$1,065.00		
Check Number: 41454      Check Date: 04/11/2023      Payee Name: HAMILTON TOWNSHIP							
2023287496	INDEMNITY	10/28/2022	HAMILTON TOWNSHIP	I-TEMPORARY TOTAL DISABILITY	\$961.75	2022-2022	Loss
Check Amount:					\$961.75		
Check Number: 41455      Check Date: 04/11/2023      Payee Name: PLEASANTVILLE CITY							
2022274139	INDEMNITY	05/24/2022	PLEASANTVILLE CITY	I-TEMPORARY TOTAL DISABILITY	\$2,130.00	2022-2022	Loss
Check Amount:					\$2,130.00		
Check Number: 41456      Check Date: 04/11/2023      Payee Name: HAMILTON TOWNSHIP							
2023277463	INDEMNITY	07/04/2022	HAMILTON TOWNSHIP	I-TEMPORARY TOTAL DISABILITY	\$2,130.00	2022-2022	Loss
Check Amount:					\$2,130.00		
Check Number: 41457      Check Date: 04/11/2023      Payee Name: SHORE ORTHOPAEDIC UNIV ASSOC PA							
2021215885	BODILY INJURY	09/05/2020	BRIGANTINE CITY	E-INDEP ADJUSTOR GL	\$2,400.00	2020-2020	Expense
Check Amount:					\$2,400.00		
Check Number: 41458      Check Date: 04/11/2023      Payee Name: OCEAN CITY							
2023299606	INDEMNITY	03/22/2023	OCEAN CITY	I-TEMPORARY TOTAL DISABILITY	\$2,198.00	2023-2023	Loss
Check Amount:					\$2,198.00		
Check Number: 41459      Check Date: 04/11/2023      Payee Name: STONE HARBOR BOROUGH							
2023298252	INDEMNITY	03/07/2023	STONE HARBOR BOROUGH	I-TEMPORARY TOTAL DISABILITY	\$2,201.76	2023-2023	Loss
Check Amount:					\$2,201.76		
Check Number: 41460      Check Date: 04/11/2023      Payee Name: VENTNOR CITY							
2023290740	INDEMNITY	12/08/2022	VENTNOR CITY	I-TEMPORARY TOTAL DISABILITY	\$2,130.00	2022-2022	Loss
Check Amount:					\$2,130.00		

Processed Date: Apr 1, 2023 through Apr 30, 2023  
Date Of Loss: All  
Insured Name(s): All  
Bank Account(s): 1000409678

Insurance Type(s): All  
Claimant Type(s): All  
Coverage(s): All

127

Page 15 of 46  
Run Date: 5/2/2023 15:00:33  
Cognos Version 1.0



## Check Register

Insurer: AJF-ATL.JOINT INS.FUND

Claim Number	Claimant Type	DOL	Insured Name	Transaction Type	Payment Amount	Policy Period	Payment Type
Check Number: 41461      Check Date: 04/11/2023      Payee Name: CAPE MAY CITY							
2023298121	INDEMNITY	03/06/2023	CAPE MAY CITY	I-TEMPORARY TOTAL DISABILITY	\$2,048.44	2023-2023	Loss
Check Amount:					\$2,048.44		
Check Number: 41462      Check Date: 04/11/2023      Payee Name: LOWER TOWNSHIP							
2023292297	INDEMNITY	09/07/2022	LOWER TOWNSHIP	I-TEMPORARY TOTAL DISABILITY	\$1,977.86	2022-2022	Loss
Check Amount:					\$1,977.86		
Check Number: 41463      Check Date: 04/11/2023      Payee Name: Joseph Poukish							
2022276965	INDEMNITY	06/24/2022	WILDWOOD CITY	I-TEMPORARY TOTAL DISABILITY	\$1,722.82	2022-2022	Loss
Check Amount:					\$1,722.82		
Check Number: 41464      Check Date: 04/11/2023      Payee Name: MIDDLE TOWNSHIP							
2023282696	INDEMNITY	09/12/2022	MIDDLE TOWNSHIP	I-TEMPORARY TOTAL DISABILITY	\$1,071.52	2022-2022	Loss
Check Amount:					\$1,071.52		
Check Number: 41465      Check Date: 04/11/2023      Payee Name: BRIGANTINE CITY							
2023298701	INDEMNITY	03/08/2023	BRIGANTINE CITY	I-TEMPORARY TOTAL DISABILITY	\$2,198.00	2023-2023	Loss
Check Amount:					\$2,198.00		
Check Number: 41466      Check Date: 04/11/2023      Payee Name: PLEASANTVILLE CITY							
2022274133	INDEMNITY	05/24/2022	PLEASANTVILLE CITY	I-TEMPORARY TOTAL DISABILITY	\$2,130.00	2022-2022	Loss
Check Amount:					\$2,130.00		
Check Number: 41467      Check Date: 04/11/2023      Payee Name: PLEASANTVILLE CITY							
2022274141	INDEMNITY	05/24/2022	PLEASANTVILLE CITY	I-TEMPORARY TOTAL DISABILITY	\$2,130.00	2022-2022	Loss
Check Amount:					\$2,130.00		
Check Number: 41468      Check Date: 04/11/2023      Payee Name: MILLVILLE CITY							
2022259943	INDEMNITY	01/04/2022	MILLVILLE CITY	I-TEMPORARY TOTAL DISABILITY	\$2,130.00	2022-2022	Loss
Check Amount:					\$2,130.00		
Check Number: 41469      Check Date: 04/11/2023      Payee Name: Ocean City							
2021228131	INDEMNITY	01/26/2021	OCEAN CITY	I-TEMPORARY TOTAL DISABILITY	\$712.24	2021-2021	Loss
Check Amount:					\$712.24		
Check Number: 41470      Check Date: 04/11/2023      Payee Name: LAW OFFICES OF THOMAS G SMITH PC							
2021226980	BODILY INJURY	11/10/2020	MARGATE CITY	L-LEGAL GL	\$2,664.00	2020-2020	Legal

Processed Date: Apr 1, 2023 through Apr 30, 2023  
 Date Of Loss: All  
 Insured Name(s): All  
 Bank Account(s): 1000409678

Insurance Type(s): All  
 Claimant Type(s): All  
 Coverage(s): 128

Page 16 of 46  
 Run Date: 5/2/2023 15:00:33  
 Cognos Version 1.0



## Check Register

Insurer: AJF-ATL.JOINT INS.FUND

Claim Number	Claimant Type	DOL	Insured Name	Transaction Type	Payment Amount	Policy Period	Payment Type
Check Amount:					\$2,664.00		
Check Number: 41471      Check Date: 04/11/2023      Payee Name: MICAH ROLLS							
2019166665	INDEMNITY	02/22/2019	OCEAN CITY	I-PERMANENT PARTIAL DISABILITY	\$12,900.00	2019-2019	Loss
Check Amount:					\$12,900.00		
Check Number: 41472      Check Date: 04/11/2023      Payee Name: MICAH ROLLS							
2019166665	INDEMNITY	02/22/2019	OCEAN CITY	I-PERMANENT PARTIAL DISABILITY	\$25,244.51	2019-2019	Loss
Check Amount:					\$25,244.51		
Check Number: 41473      Check Date: 04/11/2023      Payee Name: Joseph Switzer							
2022257218	INDEMNITY	12/10/2021	SOMERS POINT CITY	I-PERMANENT PARTIAL DISABILITY	\$17,048.36	2021-2021	Loss
Check Amount:					\$17,048.36		
Check Number: 41474      Check Date: 04/11/2023      Payee Name: Kelly Gallagher							
2020182327	INDEMNITY	08/27/2019	WILDWOOD CITY	I-PERMANENT PARTIAL DISABILITY	\$1,720.00	2019-2019	Loss
Check Amount:					\$1,720.00		
Check Number: 41475      Check Date: 04/11/2023      Payee Name: David Blood							
2020188835	INDEMNITY	11/01/2019	DENNIS TOWNSHIP	I-PERMANENT PARTIAL DISABILITY	\$29,865.25	2019-2019	Loss
Check Amount:					\$29,865.25		
Check Number: 41476      Check Date: 04/11/2023      Payee Name: Robert Shellhorn							
2023297016	INDEMNITY	02/18/2023	GALLOWAY TOWNSHIP	I-TEMPORARY TOTAL DISABILITY	\$1,286.18	2023-2023	Loss
Check Amount:					\$1,286.18		
Check Number: 41477      Check Date: 04/11/2023      Payee Name: Chryl Leeds							
2023296228	INDEMNITY	02/09/2023	WEYMOUTH TOWNSHIP	I-TEMPORARY TOTAL DISABILITY	\$1,373.34	2023-2023	Loss
Check Amount:					\$1,373.34		
Check Number: 41478      Check Date: 04/11/2023      Payee Name: George Moore							
2020204206	INDEMNITY	05/01/2020	BRIGANTINE CITY	I-TEMPORARY TOTAL DISABILITY	\$1,890.00	2020-2020	Loss
Check Amount:					\$1,890.00		
Check Number: 41479      Check Date: 04/11/2023      Payee Name: Christopher DeVito							
2021214232	INDEMNITY	09/08/2020	GALLOWAY TOWNSHIP	I-PERMANENT PARTIAL DISABILITY	\$1,235.60	2020-2020	Loss
Check Amount:					\$1,235.60		
Check Number: 41480      Check Date: 04/11/2023      Payee Name: Marc Szczur							

Processed Date: Apr 1, 2023 through Apr 30, 2023  
 Date Of Loss: All  
 Insured Name(s): All  
 Bank Account(s): 1000409678

Insurance Type(s): All  
 Claimant Type(s): All  
 Coverage(s): 129

Page 17 of 46  
 Run Date: 5/2/2023 15:00:33  
 Cognos Version 1.0



## Check Register

Insurer: AJF-ATL.JOINT INS.FUND

Claim Number	Claimant Type	DOL	Insured Name	Transaction Type	Payment Amount	Policy Period	Payment Type
2019165094	INDEMNITY	02/05/2019	LOWER TOWNSHIP	I-PERMANENT PARTIAL DISABILITY	\$1,964.00	2019-2019	Loss
Check Amount:					\$1,964.00		
Check Number: 41481      Check Date: 04/11/2023      Payee Name: Paul Blankley							
2021236200	INDEMNITY	04/27/2021	OCEAN CITY	I-PERMANENT PARTIAL DISABILITY	\$1,032.00	2021-2021	Loss
Check Amount:					\$1,032.00		
Check Number: 41482      Check Date: 04/11/2023      Payee Name: William McElrea							
2020181999	INDEMNITY	08/15/2019	HAMILTON TOWNSHIP	I-PERMANENT PARTIAL DISABILITY	\$1,964.00	2019-2019	Loss
Check Amount:					\$1,964.00		
Check Number: 41483      Check Date: 04/11/2023      Payee Name: Keith Foster							
2021226252	INDEMNITY	01/14/2021	EGG HARBOR TOWNSHIP	I-PERMANENT PARTIAL DISABILITY	\$1,177.44	2021-2021	Loss
Check Amount:					\$1,177.44		
Check Number: 41484      Check Date: 04/11/2023      Payee Name: MaryAnne Rockelman							
2021211338	INDEMNITY	08/04/2020	EGG HARBOR TOWNSHIP	I-PERMANENT PARTIAL DISABILITY	\$1,150.08	2020-2020	Loss
Check Amount:					\$1,150.08		
Check Number: 41485      Check Date: 04/11/2023      Payee Name: Thomas Schmidt							
2022242474	INDEMNITY	07/08/2021	OCEAN CITY	I-PERMANENT PARTIAL DISABILITY	\$1,177.44	2021-2021	Loss
Check Amount:					\$1,177.44		
Check Number: 41486      Check Date: 04/11/2023      Payee Name: Erik Valentin							
2021209628	INDEMNITY	07/13/2020	BRIGANTINE CITY	I-PERMANENT PARTIAL DISABILITY	\$1,655.80	2020-2020	Loss
Check Amount:					\$1,655.80		
Check Number: 41487      Check Date: 04/11/2023      Payee Name: OCEAN CITY							
2023290877	1ST PARTY COLL PD	12/02/2022	OCEAN CITY	M-MISC MED(WC) & PD (NON-WC) PR COLL	\$3,379.82	2022-2022	Loss
Check Amount:					\$3,379.82		
Check Number: 41488      Check Date: 04/11/2023      Payee Name: GALLOWAY TOWNSHIP							
2021239940	1ST PARTY COLL PD	06/04/2021	GALLOWAY TOWNSHIP	M-MISC MED(WC) & PD (NON-WC) PR COLL	\$285.00	2021-2021	Loss
Check Amount:					\$285.00		
Check Number: 41489      Check Date: 04/11/2023      Payee Name: IVYREHAB NETWORK INC							
2021222460	INDEMNITY	12/04/2020	MIDDLE TOWNSHIP	M-PHYSICIAN FEES	\$319.00	2020-2020	Loss
2023282696	INDEMNITY	09/12/2022	MIDDLE TOWNSHIP	M-PHYSICIAN FEES	\$489.00	2022-2022	Loss

Processed Date: Apr 1, 2023 through Apr 30, 2023  
Date Of Loss: All  
Insured Name(s): All  
Bank Account(s): 1000409678

Insurance Type(s): All  
Claimant Type(s): All  
Coverage(s): 130

Page 18 of 46  
Run Date: 5/2/2023 15:00:33  
Cognos Version 1.0



## Check Register

Insurer: AJF-ATL.JOINT INS.FUND

Claim Number	Claimant Type	DOL	Insured Name	Transaction Type	Payment Amount	Policy Period	Payment Type
Check Amount:					\$808.00		
Check Number: 41490      Check Date: 04/11/2023      Payee Name: INSPIRA MEDICAL CENTERS INC							
2023295623	MEDICAL ONLY	02/06/2023	MILLVILLE CITY	M-ACUTE CARE HOSPITAL	\$231.67	2023-2023	Loss
Check Amount:					\$231.67		
Check Number: 41491      Check Date: 04/11/2023      Payee Name: BACHARACH INSTITUTE FOR REHABILITATION, INC							
2022247283	INDEMNITY	09/05/2021	EGG HARBOR TOWNSHIP	M-INPATIENT REHABILITATION	\$153.00	2021-2021	Loss
Check Amount:					\$153.00		
Check Number: 41492      Check Date: 04/11/2023      Payee Name: SHORE MEDICAL CENTER							
2022276965	INDEMNITY	06/24/2022	WILDWOOD CITY	M-ACUTE CARE HOSPITAL	\$1,409.85	2022-2022	Loss
2023289148	MEDICAL ONLY	11/12/2022	HAMILTON TOWNSHIP	M-ACUTE CARE HOSPITAL	\$2,048.40	2022-2022	Loss
2023292410	MEDICAL ONLY	12/29/2022	EGG HARBOR TOWNSHIP	M-ACUTE CARE HOSPITAL	\$1,257.00	2022-2022	Loss
Check Amount:					\$4,715.25		
Check Number: 41493      Check Date: 04/11/2023      Payee Name: ATLANTIC MEDICAL IMAGING LLC							
2023295249	MEDICAL ONLY	01/27/2023	MILLVILLE CITY	M-MRI	\$1,170.16	2023-2023	Loss
Check Amount:					\$1,170.16		
Check Number: 41494      Check Date: 04/11/2023      Payee Name: TWIN BORO PHYSICAL THERAPY ASSOCIATES PA							
2022274139	INDEMNITY	05/24/2022	PLEASANTVILLE CITY	M-PHYSICIAN FEES	\$240.00	2022-2022	Loss
2023279959	INDEMNITY	08/02/2022	HAMILTON TOWNSHIP	M-PHYSICIAN FEES	\$80.00	2022-2022	Loss
2023287496	INDEMNITY	10/28/2022	HAMILTON TOWNSHIP	M-PHYSICIAN FEES	\$80.00	2022-2022	Loss
2023290493	INDEMNITY	12/05/2022	GALLOWAY TOWNSHIP	M-PHYSICIAN FEES	\$400.00	2022-2022	Loss
2023292487	INDEMNITY	12/29/2022	SOMERS POINT CITY	M-PHYSICIAN FEES	\$240.00	2022-2022	Loss
2023292862	INDEMNITY	11/17/2022	EGG HARBOR TOWNSHIP	M-PHYSICIAN FEES	\$80.00	2022-2022	Loss
2023294910	INDEMNITY	01/29/2023	HAMILTON TOWNSHIP	M-PHYSICIAN FEES	\$320.00	2023-2023	Loss
2023295799	INDEMNITY	01/23/2023	EGG HARBOR TOWNSHIP	M-PHYSICIAN FEES	\$160.00	2023-2023	Loss
2023296228	INDEMNITY	02/09/2023	WEYMOUTH TOWNSHIP	M-PHYSICIAN FEES	\$240.00	2023-2023	Loss
2023297803	INDEMNITY	03/02/2023	NORTHFIELD CITY	M-PHYSICIAN FEES	\$80.00	2023-2023	Loss
Check Amount:					\$1,920.00		
Check Number: 41495      Check Date: 04/11/2023      Payee Name: FERNANDO J. DELASOTTA MD							
2023282696	INDEMNITY	09/12/2022	MIDDLE TOWNSHIP	M-ORTHO/NEURO FEES	\$24,480.00	2022-2022	Loss

Processed Date: Apr 1, 2023 through Apr 30, 2023  
Date Of Loss: All  
Insured Name(s): All  
Bank Account(s): 1000409678

Insurance Type(s): All  
Claimant Type(s): All  
Coverage(s): 131

Page 19 of 46  
Run Date: 5/2/2023 15:00:33  
Cognos Version 1.0





## Check Register

Insurer: AJF-ATL.JOINT INS.FUND

Claim Number	Claimant Type	DOL	Insured Name	Transaction Type	Payment Amount	Policy Period	Payment Type
Check Amount:					\$24,480.00		
Check Number: 41496	Check Date: 04/11/2023	Payee Name: TARIQ S. SIDDIQI, MD					
2023282696	INDEMNITY	09/12/2022	MIDDLE TOWNSHIP	M-ORTHO/NEURO FEES	\$320.83	2022-2022	Loss
2023292297	INDEMNITY	09/07/2022	LOWER TOWNSHIP	M-ORTHO/NEURO FEES	\$320.83	2022-2022	Loss
Check Amount:					\$641.66		
Check Number: 41497	Check Date: 04/11/2023	Payee Name: ONE CALL CARE DIAGNOSTICS					
2020191229	INDEMNITY	11/29/2019	HAMILTON TOWNSHIP	M-MRI	\$75.00	2019-2019	Loss
2021238363	INDEMNITY	05/24/2021	PLEASANTVILLE CITY	M-MRI	\$485.00	2021-2021	Loss
2022274139	INDEMNITY	05/24/2022	PLEASANTVILLE CITY	M-MRI	\$835.00	2022-2022	Loss
2022276965	INDEMNITY	06/24/2022	WILDWOOD CITY	M-MRI	\$75.00	2022-2022	Loss
2023291543	INDEMNITY	12/18/2022	MILLVILLE CITY	M-MRI	\$1,150.00	2022-2022	Loss
Check Amount:					\$2,620.00		
Check Number: 41498	Check Date: 04/11/2023	Payee Name: ATLANTICARE SURGERY CENTER EHT					
2021240978	INDEMNITY	12/30/2020	EGG HARBOR TOWNSHIP	M-AMBULATORY SURGERY CENTER	\$1,367.34	2020-2020	Loss
Check Amount:					\$1,367.34		
Check Number: 41499	Check Date: 04/11/2023	Payee Name: ROTHMAN ORTHOPAEDICS					
2020203726	INDEMNITY	04/23/2020	PLEASANTVILLE CITY	M-ORTHO/NEURO FEES	\$184.87	2020-2020	Loss
2021222460	INDEMNITY	12/04/2020	MIDDLE TOWNSHIP	M-ORTHO/NEURO FEES	\$3,246.81	2020-2020	Loss
2021237391	INDEMNITY	05/11/2021	GALLOWAY TOWNSHIP	M-PHYSICIAN FEES	\$327.00	2021-2021	Loss
2022261571	INDEMNITY	01/19/2022	CAPE MAY CITY	M-PHYSICIAN FEES	\$73.37	2022-2022	Loss
2023278229	MEDICAL ONLY	07/14/2022	VENTNOR CITY	M-ORTHO/NEURO FEES	\$1,197.51	2022-2022	Loss
2023290740	INDEMNITY	12/08/2022	VENTNOR CITY	M-ORTHO/NEURO FEES	\$262.43	2022-2022	Loss
Check Amount:					\$5,291.99		
Check Number: 41500	Check Date: 04/11/2023	Payee Name: NovaCare Rehabilitation					
2020204206	INDEMNITY	05/01/2020	BRIGANTINE CITY	M-PHYSICIAN FEES	\$196.00	2020-2020	Loss
2021228131	INDEMNITY	01/26/2021	OCEAN CITY	M-PHYSICIAN FEES	\$392.00	2021-2021	Loss
2021229484	INDEMNITY	02/10/2021	ABSECON CITY	M-PHYSICIAN FEES	\$98.00	2021-2021	Loss
2022274887	INDEMNITY	05/11/2022	PLEASANTVILLE CITY	M-PHYSICIAN FEES	\$490.00	2022-2022	Loss
2022276965	INDEMNITY	06/24/2022	WILDWOOD CITY	M-PHYSICIAN FEES	\$392.00	2022-2022	Loss

Processed Date: Apr 1, 2023 through Apr 30, 2023  
Date Of Loss: All  
Insured Name(s): All  
Bank Account(s): 1000409678

Insurance Type(s): All  
Claimant Type(s): All  
Coverage(s): 132

Page 20 of 46  
Run Date: 5/2/2023 15:00:33  
Cognos Version 1.0





## Check Register

Insurer: AJF-ATL.JOINT INS.FUND

Claim Number	Claimant Type	DOL	Insured Name	Transaction Type	Payment Amount	Policy Period	Payment Type
2023292297	INDEMNITY	09/07/2022	LOWER TOWNSHIP	M-PHYSICIAN FEES	\$294.00	2022-2022	Loss
Check Amount:					\$1,862.00		
Check Number: 41501      Check Date: 04/11/2023      Payee Name: ROTHMAN ORTHOPAEDICS							
2022275826	INDEMNITY	06/05/2022	SEA ISLE CITY	M-ORTHO/NEURO FEES	\$91.35	2022-2022	Loss
2023282992	MEDICAL ONLY	09/13/2022	AVALON BOROUGH	M-ORTHO/NEURO FEES	\$91.35	2022-2022	Loss
2023288059	INDEMNITY	10/26/2022	EGG HARBOR TOWNSHIP	M-ORTHO/NEURO FEES	\$1,946.45	2022-2022	Loss
Check Amount:					\$2,129.15		
Check Number: 41502      Check Date: 04/11/2023      Payee Name: SYNERGY ORTHOPEDICS LLC							
2023278025	INDEMNITY	07/12/2022	WEST WILDWOOD BOROUGH	M-DME/PROSTHETICS	\$84.64	2022-2022	Loss
Check Amount:					\$84.64		
Check Number: 41503      Check Date: 04/11/2023      Payee Name: CAPE REGIONAL URGENT CARE							
2023299823	MEDICAL ONLY	03/24/2023	UPPER TOWNSHIP	M-URGENT CARE CENTER	\$324.30	2023-2023	Loss
Check Amount:					\$324.30		
Check Number: 41504      Check Date: 04/11/2023      Payee Name: SHORE URGENT CARE							
2023297803	INDEMNITY	03/02/2023	NORTHFIELD CITY	M-URGENT CARE CENTER	\$140.00	2023-2023	Loss
Check Amount:					\$140.00		
Check Number: 41505      Check Date: 04/11/2023      Payee Name: PREMIER ORTHOPAEDIC & SPORTS MEDICINE ASSOCIATES OF SNJ LLC							
2022272287	INDEMNITY	05/05/2022	HAMILTON TOWNSHIP	M-ORTHO/NEURO FEES	\$6,043.69	2022-2022	Loss
Check Amount:					\$6,043.69		
Check Number: 41506      Check Date: 04/11/2023      Payee Name: CAPE PHYSICAL THERAPY LLC							
2023282901	INDEMNITY	09/12/2022	LOWER TOWNSHIP	M-PHYSICIAN FEES	\$120.00	2022-2022	Loss
2023288245	INDEMNITY	11/04/2022	LOWER TOWNSHIP	M-PHYSICIAN FEES	\$120.00	2022-2022	Loss
2023291742	MEDICAL ONLY	12/19/2022	SEA ISLE CITY	M-PHYSICIAN FEES	\$60.00	2022-2022	Loss
Check Amount:					\$300.00		
Check Number: 41507      Check Date: 04/11/2023      Payee Name: MSC GROUP INC							
2023288245	INDEMNITY	11/04/2022	LOWER TOWNSHIP	M-DME/PROSTHETICS	\$413.17	2022-2022	Loss
Check Amount:					\$413.17		
Check Number: 41508      Check Date: 04/11/2023      Payee Name: ATLANTICARE PHYSICIAN GROUP P A							
2023294910	INDEMNITY	01/29/2023	HAMILTON TOWNSHIP	M-OCCUPATIONAL MEDICINE	\$153.41	2023-2023	Loss

Processed Date: Apr 1, 2023 through Apr 30, 2023  
 Date Of Loss: All  
 Insured Name(s): All  
 Bank Account(s): 1000409678

Insurance Type(s): All  
 Claimant Type(s): All  
 Coverage(s): 133

Page 21 of 46  
 Run Date: 5/2/2023 15:00:33  
 Cognos Version 1.0



## Check Register

Insurer: AJF-ATL.JOINT INS.FUND

Claim Number	Claimant Type	DOL	Insured Name	Transaction Type	Payment Amount	Policy Period	Payment Type
Check Amount:					\$153.41		
Check Number: 41509	Check Date: 04/11/2023	Payee Name: BAYFRONT EMERGENCY PHYSICIANS, PA					
2023296228	INDEMNITY	02/09/2023	WEYMOUTH TOWNSHIP	M-PHYSICIAN FEES	\$573.00	2023-2023	Loss
Check Amount:					\$573.00		
Check Number: 41510	Check Date: 04/11/2023	Payee Name: ALIGN DIRECT BILL LLC					
2021210129	INDEMNITY	07/14/2020	BRIGANTINE CITY	M-PHYSICIAN FEES	\$95.00	2020-2020	Loss
2023282992	MEDICAL ONLY	09/13/2022	AVALON BOROUGH	M-PHYSICIAN FEES	\$95.00	2022-2022	Loss
Check Amount:					\$190.00		
Check Number: 41511	Check Date: 04/11/2023	Payee Name: MARISA SCIBILIA MSN ACNP					
2023282696	INDEMNITY	09/12/2022	MIDDLE TOWNSHIP	M-OCCUPATIONAL MEDICINE	\$3,213.30	2022-2022	Loss
Check Amount:					\$3,213.30		
Check Number: 41512	Check Date: 04/11/2023	Payee Name: HOME CARE CONNECT LLC					
2021237391	INDEMNITY	05/11/2021	GALLOWAY TOWNSHIP	M-DME/PROSTHETICS	\$3,214.20	2021-2021	Loss
2023290740	INDEMNITY	12/08/2022	VENTNOR CITY	M-DME/PROSTHETICS	\$3,020.14	2022-2022	Loss
Check Amount:					\$6,234.34		
Check Number: 41513	Check Date: 04/11/2023	Payee Name: TOWNSHIP OF EGG HARBOR EMS					
2021234286	MEDICAL ONLY	04/03/2021	EGG HARBOR TOWNSHIP	M-OTHER PROVIDER FEES	\$75.00	2021-2021	Loss
Check Amount:					\$75.00		
Check Number: 41514	Check Date: 04/11/2023	Payee Name: NEUROSURGICAL AND SPINE SPECIALIST LLC					
2023292297	INDEMNITY	09/07/2022	LOWER TOWNSHIP	M-ORTHO/NEURO FEES	\$6,699.00	2022-2022	Loss
Check Amount:					\$6,699.00		
Check Number: 41515	Check Date: 04/11/2023	Payee Name: JAG-ONE PHYSICAL THERAPY LLC					
2023293330	INDEMNITY	01/10/2023	CAPE MAY CITY	M-PHYSICIAN FEES	\$189.00	2023-2023	Loss
2023295046	INDEMNITY	01/22/2023	MIDDLE TOWNSHIP	M-PHYSICIAN FEES	\$63.00	2023-2023	Loss
Check Amount:					\$252.00		
Check Number: 41516	Check Date: 04/11/2023	Payee Name: myMATRIX					
2023294122	INDEMNITY	01/19/2023	EGG HARBOR TOWNSHIP	M-PHARMACY	\$32.18	2023-2023	Loss
2023297550	INDEMNITY	02/26/2023	VENTNOR CITY	M-PHARMACY	\$32.37	2023-2023	Loss
2023298388	MEDICAL ONLY	03/07/2023	DENNIS TOWNSHIP	M-PHARMACY	\$30.99	2023-2023	Loss

Processed Date: Apr 1, 2023 through Apr 30, 2023  
Date Of Loss: All  
Insured Name(s): All  
Bank Account(s): 1000409678

Insurance Type(s): All  
Claimant Type(s): All  
Coverage(s): 134

Page 22 of 46  
Run Date: 5/2/2023 15:00:33  
Cognos Version 1.0



## Check Register

Insurer: AJF-ATL.JOINT INS.FUND

Claim Number	Claimant Type	DOL	Insured Name	Transaction Type	Payment Amount	Policy Period	Payment Type
Check Amount:					\$95.54		
Check Number: 41517	Check Date: 04/11/2023	Payee Name: ORTHONJ, LLC					
2019164840	INDEMNITY	01/28/2019	ESTELL MANOR CITY	M-ORTHO/NEURO FEES	\$85.32	2019-2019	Loss
2020204206	INDEMNITY	05/01/2020	BRIGANTINE CITY	M-ORTHO/NEURO FEES	\$3,138.12	2020-2020	Loss
2022256459	MEDICAL ONLY	12/06/2021	HAMILTON TOWNSHIP	M-PHYSICIAN FEES	\$298.04	2021-2021	Loss
2023278204	INDEMNITY	07/13/2022	OCEAN CITY	M-ORTHO/NEURO FEES	\$85.32	2022-2022	Loss
2023286075	INDEMNITY	10/14/2022	NORTHFIELD CITY	M-ORTHO/NEURO FEES	\$164.85	2022-2022	Loss
2023292067	MEDICAL ONLY	12/22/2022	BRIGANTINE CITY	M-ORTHO/NEURO FEES	\$85.32	2022-2022	Loss
2023298228	MEDICAL ONLY	02/14/2023	VENTNOR CITY	M-ORTHO/NEURO FEES	\$190.79	2023-2023	Loss
2023298252	INDEMNITY	03/07/2023	STONE HARBOR BOROUGH	M-ORTHO/NEURO FEES	\$284.08	2023-2023	Loss
2023298388	MEDICAL ONLY	03/07/2023	DENNIS TOWNSHIP	M-ORTHO/NEURO FEES	\$125.59	2023-2023	Loss
2023298631	INDEMNITY	03/09/2023	LONGPORT BOROUGH	M-ORTHO/NEURO FEES	\$85.32	2023-2023	Loss
Check Amount:					\$4,542.75		
Check Number: 41518	Check Date: 04/11/2023	Payee Name: STRIVE PHYSICAL THERAPY SPECIALISTS, LLC					
2020179236	INDEMNITY	07/19/2019	OCEAN CITY	M-PHYSICIAN FEES	\$240.00	2019-2019	Loss
2020191229	INDEMNITY	11/29/2019	HAMILTON TOWNSHIP	M-PHYSICIAN FEES	\$80.00	2019-2019	Loss
2022267947	INDEMNITY	03/16/2022	MILLVILLE CITY	M-PHYSICIAN FEES	\$160.00	2022-2022	Loss
2023298952	MEDICAL ONLY	03/15/2023	MARGATE CITY	M-PHYSICIAN FEES	\$160.00	2023-2023	Loss
Check Amount:					\$640.00		
Check Number: 41519	Check Date: 04/11/2023	Payee Name: ORTHONJ, LLC					
2023286075	INDEMNITY	10/14/2022	NORTHFIELD CITY	M-ORTHO/NEURO FEES	\$2,296.08	2022-2022	Loss
2023288213	INDEMNITY	11/01/2022	OCEAN CITY	M-ORTHO/NEURO FEES	\$121.97	2022-2022	Loss
2023295046	INDEMNITY	01/22/2023	MIDDLE TOWNSHIP	M-ORTHO/NEURO FEES	\$121.97	2023-2023	Loss
2023295775	MEDICAL ONLY	02/07/2023	MIDDLE TOWNSHIP	M-ORTHO/NEURO FEES	\$121.97	2023-2023	Loss
2023295799	INDEMNITY	01/23/2023	EGG HARBOR TOWNSHIP	M-ORTHO/NEURO FEES	\$121.97	2023-2023	Loss
2023297550	INDEMNITY	02/26/2023	VENTNOR CITY	M-ORTHO/NEURO FEES	\$121.97	2023-2023	Loss
Check Amount:					\$2,905.93		
Check Number: 41520	Check Date: 04/11/2023	Payee Name: QUALCARE INC					
2023300544	MEDICAL ONLY	03/31/2023	BUENA BOROUGH	M-MEDICAL REHAB/NON VOCATIONAL WC	\$555.00	2023-2023	Loss
2023300580	INDEMNITY	03/31/2023	STONE HARBOR BOROUGH	M-MEDICAL REHAB/NON VOCATIONAL WC	\$555.00	2023-2023	Loss

Processed Date: Apr 1, 2023 through Apr 30, 2023  
 Date Of Loss: All  
 Insured Name(s): All  
 Bank Account(s): 1000409678

Insurance Type(s): All  
 Claimant Type(s): All  
 Coverage(s): 135

Page 23 of 46  
 Run Date: 5/2/2023 15:00:33  
 Cognos Version 1.0



## Check Register

Insurer: AJF-ATL.JOINT INS.FUND

Claim Number	Claimant Type	DOL	Insured Name	Transaction Type	Payment Amount	Policy Period	Payment Type
2023300583	MEDICAL ONLY	03/23/2023	VENTNOR CITY	M-MEDICAL REHAB/NON VOCATIONAL WC	\$555.00	2023-2023	Loss
2023300609	INDEMNITY	04/02/2023	WATERFORD TOWNSHIP	M-MEDICAL REHAB/NON VOCATIONAL WC	\$555.00	2023-2023	Loss
2023300614	MEDICAL ONLY	04/02/2023	GALLOWAY TOWNSHIP	M-MEDICAL REHAB/NON VOCATIONAL WC	\$555.00	2023-2023	Loss
2023300629	INDEMNITY	04/02/2023	EGG HARBOR TOWNSHIP	M-MEDICAL REHAB/NON VOCATIONAL WC	\$555.00	2023-2023	Loss
2023300647	MEDICAL ONLY	04/01/2023	WILDWOOD CITY	M-MEDICAL REHAB/NON VOCATIONAL WC	\$555.00	2023-2023	Loss
2023300700	INDEMNITY	01/03/2023	PLEASANTVILLE CITY	M-MEDICAL REHAB/NON VOCATIONAL WC	\$555.00	2023-2023	Loss
2023300889	MEDICAL ONLY	04/05/2023	WILDWOOD CITY	M-MEDICAL REHAB/NON VOCATIONAL WC	\$555.00	2023-2023	Loss
2023300906	MEDICAL ONLY	12/18/2022	UPPER TOWNSHIP	M-MEDICAL REHAB/NON VOCATIONAL WC	\$555.00	2022-2022	Loss
2023300935	MEDICAL ONLY	04/04/2023	OCEAN CITY	M-MEDICAL REHAB/NON VOCATIONAL WC	\$555.00	2023-2023	Loss
2023300978	MEDICAL ONLY	04/06/2023	CAPE MAY CITY	M-MEDICAL REHAB/NON VOCATIONAL WC	\$555.00	2023-2023	Loss
2023300987	MEDICAL ONLY	04/03/2023	HAMILTON TOWNSHIP	M-MEDICAL REHAB/NON VOCATIONAL WC	\$555.00	2023-2023	Loss

**Check Amount: \$7,215.00**

Check Number: 41521		Check Date: 04/11/2023		Payee Name: QUAL-LYNX			
2021210096	INDEMNITY	06/24/2020	GALLOWAY TOWNSHIP	E-MISC ALL OTHER WC	\$6.50	2020-2020	Expense
2021221090	INDEMNITY	11/16/2020	VENTNOR CITY	E-MISC ALL OTHER WC	\$21.67	2020-2020	Expense
2021221871	INDEMNITY	11/19/2020	EGG HARBOR TOWNSHIP	E-MISC ALL OTHER WC	\$22.75	2020-2020	Expense
2021223379	INDEMNITY	12/12/2020	MILLVILLE CITY	E-MISC ALL OTHER WC	\$9.75	2020-2020	Expense
2021224718	INDEMNITY	12/18/2020	EGG HARBOR TOWNSHIP	E-MISC ALL OTHER WC	\$41.17	2020-2020	Expense
2021226107	INDEMNITY	01/06/2021	LOWER TOWNSHIP	E-MISC ALL OTHER WC	\$5.42	2021-2021	Expense
2021227113	INDEMNITY	01/21/2021	MILLVILLE CITY	E-MISC ALL OTHER WC	\$6.50	2021-2021	Expense
2021233366	INDEMNITY	03/21/2021	GALLOWAY TOWNSHIP	E-MISC ALL OTHER WC	\$16.25	2021-2021	Expense
2022257735	INDEMNITY	12/17/2021	PLEASANTVILLE CITY	E-MISC ALL OTHER WC	\$5.42	2021-2021	Expense
2022258213	INDEMNITY	12/08/2021	EGG HARBOR TOWNSHIP	E-MISC ALL OTHER WC	\$112.69	2021-2021	Expense
2023291474	MEDICAL ONLY	12/14/2022	GALLOWAY TOWNSHIP	E-MISC ALL OTHER WC	\$10.83	2022-2022	Expense
2023294321	INDEMNITY	01/17/2023	HAMILTON TOWNSHIP	E-MISC ALL OTHER WC	\$53.08	2023-2023	Expense

**Check Amount: \$312.03**

Check Number: 41522		Check Date: 04/18/2023		Payee Name: CAPEHART & SCATCHARD PA			
2021229819	INDEMNITY	02/15/2021	WILDWOOD CITY	L-LEGAL WC	\$172.50	2021-2021	Legal
2022257735	INDEMNITY	12/17/2021	PLEASANTVILLE CITY	L-LEGAL WC	\$735.00	2021-2021	Legal
2022276965	INDEMNITY	06/24/2022	WILDWOOD CITY	L-LEGAL WC	\$129.50	2022-2022	Legal

Processed Date: Apr 1, 2023 through Apr 30, 2023  
Date Of Loss: All  
Insured Name(s): All  
Bank Account(s): 1000409678

Insurance Type(s): All  
Claimant Type(s): All  
Coverage(s): 136

Page 24 of 46  
Run Date: 5/2/2023 15:00:33  
Cognos Version 1.0



## Check Register

Insurer: AJF-ATL.JOINT INS.FUND

Claim Number	Claimant Type	DOL	Insured Name	Transaction Type	Payment Amount	Policy Period	Payment Type
Check Amount:					\$1,037.00		
Check Number: 41523      Check Date: 04/18/2023      Payee Name: COOPER LEVENSON, PA							
2020199560	BODILY INJURY	02/19/2020	GALLOWAY TOWNSHIP	L-LEGAL GL	\$7,644.04	2020-2020	Legal
Check Amount:					\$7,644.04		
Check Number: 41524      Check Date: 04/18/2023      Payee Name: MADDEN & MADDEN PA							
2021219785	BODILY INJURY	08/13/2020	MARGATE CITY	L-LEGAL GL	\$478.50	2020-2020	Legal
Check Amount:					\$478.50		
Check Number: 41525      Check Date: 04/18/2023      Payee Name: STATE SHORTHAND REPORTING SERVICE							
2022261128	INDEMNITY	01/13/2022	OCEAN CITY	E-MISC LEGAL EXPENSE WC	\$75.00	2022-2022	Expense
2022270190	INDEMNITY	04/10/2022	OCEAN CITY	E-MISC LEGAL EXPENSE WC	\$30.00	2022-2022	Expense
Check Amount:					\$105.00		
Check Number: 41526      Check Date: 04/18/2023      Payee Name: PETRO-COHEN ESQS							
2022261128	INDEMNITY	01/13/2022	OCEAN CITY	I-ASSESSMENT-W.C. IND	\$8,012.00	2022-2022	Loss
Check Amount:					\$8,012.00		
Check Number: 41527      Check Date: 04/18/2023      Payee Name: BIRCHMEIER & POWELL LLC							
2021214185	BODILY INJURY	08/28/2020	NORTH WILDWOOD CITY	L-LEGAL AL	\$1,513.00	2020-2020	Legal
2022251500	BODILY INJURY	07/06/2021	WILDWOOD CITY	L-LEGAL GL	\$2,300.00	2021-2021	Legal
2023284703	BODILY INJURY	09/24/2022	WILDWOOD CITY	L-LEGAL GL	\$510.00	2022-2022	Legal
Check Amount:					\$4,323.00		
Check Number: 41528      Check Date: 04/18/2023      Payee Name: State of New Jersey - Div of Worker's Comp							
2022258213	INDEMNITY	12/08/2021	EGG HARBOR TOWNSHIP	E-MISC ALL OTHER WC	\$9.40	2021-2021	Expense
2022271533	INDEMNITY	04/27/2022	STONE HARBOR BOROUGH	E-MISC ALL OTHER WC	\$1.23	2022-2022	Expense
Check Amount:					\$10.63		
Check Number: 41529      Check Date: 04/18/2023      Payee Name: ATLANTIC SECURITY INT'L							
2022269456	MEDICAL ONLY	04/01/2022	VENTNOR CITY	E-SUBROGATION EXPENSE WC	\$75.75	2022-2022	Expense
2022269465	MEDICAL ONLY	04/01/2022	VENTNOR CITY	E-SUBROGATION EXPENSE WC	\$75.75	2022-2022	Expense
2023300297	INDEMNITY	03/29/2023	EGG HARBOR TOWNSHIP	E-MISC ALL OTHER WC	\$375.00	2023-2023	Expense
Check Amount:					\$526.50		
Check Number: 41530      Check Date: 04/18/2023      Payee Name: NAGLE & ASSOCIATES LLC							

Processed Date: Apr 1, 2023 through Apr 30, 2023  
Date Of Loss: All  
Insured Name(s): All  
Bank Account(s): 1000409678

Insurance Type(s): All  
Claimant Type(s): All  
Coverage(s): 137

Page 25 of 46  
Run Date: 5/2/2023 15:00:33  
Cognos Version 1.0



## Check Register

Insurer: AJF-ATL.JOINT INS.FUND

Claim Number	Claimant Type	DOL	Insured Name	Transaction Type	Payment Amount	Policy Period	Payment Type
2023283154	BODILY INJURY	08/21/2022	BRIGANTINE CITY	E-INDEP ADJUSTOR GL	\$295.00	2022-2022	Expense
Check Amount:					\$295.00		
Check Number: 41531		Check Date: 04/18/2023	Payee Name: LEO PETETTI LLC				
2023298451	1ST PARTY COLL PD	02/26/2023	EGG HARBOR TOWNSHIP	E-APPRAISERS PR	\$135.00	2023-2023	Expense
Check Amount:					\$135.00		
Check Number: 41532		Check Date: 04/18/2023	Payee Name: AFFANATO MARUT LLC				
2022258094	INDEMNITY	12/08/2021	EGG HARBOR TOWNSHIP	L-LEGAL WC	\$112.00	2021-2021	Legal
2022261128	INDEMNITY	01/13/2022	OCEAN CITY	L-LEGAL WC	\$154.00	2022-2022	Legal
2022267269	INDEMNITY	03/10/2022	EGG HARBOR TOWNSHIP	L-LEGAL WC	\$161.50	2022-2022	Legal
2022270190	INDEMNITY	04/10/2022	OCEAN CITY	L-LEGAL WC	\$112.00	2022-2022	Legal
2023288635	INDEMNITY	11/09/2022	SOMERS POINT CITY	L-LEGAL WC	\$517.50	2022-2022	Legal
Check Amount:					\$1,057.00		
Check Number: 41533		Check Date: 04/18/2023	Payee Name: HOWARD HAMMER PSY D LLC				
2022259943	INDEMNITY	01/04/2022	MILLVILLE CITY	M-PHYSICIAN FEES	\$165.00	2022-2022	Loss
2022274127	INDEMNITY	05/24/2022	PLEASANTVILLE CITY	M-PHYSICIAN FEES	\$165.00	2022-2022	Loss
2022274139	INDEMNITY	05/24/2022	PLEASANTVILLE CITY	M-PHYSICIAN FEES	\$165.00	2022-2022	Loss
2022274141	INDEMNITY	05/24/2022	PLEASANTVILLE CITY	M-PHYSICIAN FEES	\$165.00	2022-2022	Loss
Check Amount:					\$660.00		
Check Number: 41534		Check Date: 04/18/2023	Payee Name: STONE HARBOR BOROUGH				
2023298252	INDEMNITY	03/07/2023	STONE HARBOR BOROUGH	I-TEMPORARY TOTAL DISABILITY	\$629.07	2023-2023	Loss
Check Amount:					\$629.07		
Check Number: 41535		Check Date: 04/18/2023	Payee Name: PLEASANTVILLE CITY				
2022274127	INDEMNITY	05/24/2022	PLEASANTVILLE CITY	I-TEMPORARY TOTAL DISABILITY	\$2,130.00	2022-2022	Loss
Check Amount:					\$2,130.00		
Check Number: 41536		Check Date: 04/18/2023	Payee Name: HAMILTON TOWNSHIP				
2023294217	INDEMNITY	01/20/2023	HAMILTON TOWNSHIP	I-TEMPORARY TOTAL DISABILITY	\$1,992.42	2023-2023	Loss
Check Amount:					\$1,992.42		
Check Number: 41537		Check Date: 04/18/2023	Payee Name: STONE HARBOR BOROUGH				
2023300580	INDEMNITY	03/31/2023	STONE HARBOR BOROUGH	I-TEMPORARY TOTAL DISABILITY	\$1,172.34	2023-2023	Loss

Processed Date: Apr 1, 2023 through Apr 30, 2023  
Date Of Loss: All  
Insured Name(s): All  
Bank Account(s): 1000409678

Insurance Type(s): All  
Claimant Type(s): All  
Coverage(s): 138

Page 26 of 46  
Run Date: 5/2/2023 15:00:33  
Cognos Version 1.0



## Check Register

Insurer: AJF-ATL.JOINT INS.FUND

Claim Number	Claimant Type	DOL	Insured Name	Transaction Type	Payment Amount	Policy Period	Payment Type
Check Amount:					\$1,172.34		
Check Number: 41538      Check Date: 04/18/2023      Payee Name: SEA ISLE CITY							
2023290862	INDEMNITY	12/09/2022	SEA ISLE CITY	I-TEMPORARY TOTAL DISABILITY	\$2,130.00	2022-2022	Loss
Check Amount:					\$2,130.00		
Check Number: 41539      Check Date: 04/18/2023      Payee Name: LOWER TOWNSHIP							
2023288245	INDEMNITY	11/04/2022	LOWER TOWNSHIP	I-TEMPORARY TOTAL DISABILITY	\$2,067.16	2022-2022	Loss
Check Amount:					\$2,067.16		
Check Number: 41540      Check Date: 04/18/2023      Payee Name: STONE HARBOR BOROUGH							
2023281071	INDEMNITY	08/22/2022	STONE HARBOR BOROUGH	I-TEMPORARY TOTAL DISABILITY	\$1,347.48	2022-2022	Loss
Check Amount:					\$1,347.48		
Check Number: 41541      Check Date: 04/18/2023      Payee Name: STONE HARBOR BOROUGH							
2023281071	INDEMNITY	08/22/2022	STONE HARBOR BOROUGH	I-TEMPORARY TOTAL DISABILITY	\$1,347.48	2022-2022	Loss
Check Amount:					\$1,347.48		
Check Number: 41542      Check Date: 04/18/2023      Payee Name: GALLOWAY TOWNSHIP							
2023290493	INDEMNITY	12/05/2022	GALLOWAY TOWNSHIP	I-TEMPORARY TOTAL DISABILITY	\$2,130.00	2022-2022	Loss
Check Amount:					\$2,130.00		
Check Number: 41543      Check Date: 04/18/2023      Payee Name: CENTRAL PHYSICANS & SURGEONS PA							
2021225169	BODILY INJURY	11/26/2020	SOMERS POINT CITY	E-ALLOCATED MED EXAM GL	\$705.00	2020-2020	Expense
Check Amount:					\$705.00		
Check Number: 41544      Check Date: 04/18/2023      Payee Name: EGG HARBOR TOWNSHIP							
2023300297	INDEMNITY	03/29/2023	EGG HARBOR TOWNSHIP	I-TEMPORARY TOTAL DISABILITY	\$1,869.60	2023-2023	Loss
Check Amount:					\$1,869.60		
Check Number: 41545      Check Date: 04/18/2023      Payee Name: CAPE MAY CITY							
2023298121	INDEMNITY	03/06/2023	CAPE MAY CITY	I-TEMPORARY TOTAL DISABILITY	\$1,024.22	2023-2023	Loss
Check Amount:					\$1,024.22		
Check Number: 41546      Check Date: 04/18/2023      Payee Name: CAPE MAY CITY							
2023293330	INDEMNITY	01/10/2023	CAPE MAY CITY	I-TEMPORARY TOTAL DISABILITY	\$372.68	2023-2023	Loss
Check Amount:					\$372.68		
Check Number: 41547      Check Date: 04/18/2023      Payee Name: CAPE MAY CITY							

Processed Date: Apr 1, 2023 through Apr 30, 2023  
 Date Of Loss: All  
 Insured Name(s): All  
 Bank Account(s): 1000409678

Insurance Type(s): All  
 Claimant Type(s): All  
 Coverage(s): 139

Page 27 of 46  
 Run Date: 5/2/2023 15:00:33  
 Cognos Version 1.0





## Check Register

Insurer: AJF-ATL.JOINT INS.FUND

Claim Number	Claimant Type	DOL	Insured Name	Transaction Type	Payment Amount	Policy Period	Payment Type
2023293330	INDEMNITY	01/10/2023	CAPE MAY CITY	I-TEMPORARY TOTAL DISABILITY	\$372.68	2023-2023	Loss
Check Amount:					\$372.68		
Check Number: 41548      Check Date: 04/18/2023      Payee Name: LAW OFFICES OF THOMAS G SMITH PC							
2020200356	BODILY INJURY	02/14/2020	PLEASANTVILLE CITY	L-LEGAL GL	\$2,073.00	2020-2020	Legal
Check Amount:					\$2,073.00		
Check Number: 41549      Check Date: 04/18/2023      Payee Name: Eric Munyon							
2021237391	INDEMNITY	05/11/2021	GALLOWAY TOWNSHIP	I-TEMPORARY TOTAL DISABILITY	\$1,480.52	2021-2021	Loss
Check Amount:					\$1,480.52		
Check Number: 41550      Check Date: 04/18/2023      Payee Name: Erik Valentin							
2021209628	INDEMNITY	07/13/2020	BRIGANTINE CITY	I-PERMANENT PARTIAL DISABILITY	\$591.95	2020-2020	Loss
Check Amount:					\$591.95		
Check Number: 41551      Check Date: 04/18/2023      Payee Name: Elizabeth Fabik							
2020202597	INDEMNITY	04/16/2020	NORTH WILDWOOD CITY	I-PERMANENT PARTIAL DISABILITY	\$1,120.00	2020-2020	Loss
Check Amount:					\$1,120.00		
Check Number: 41552      Check Date: 04/18/2023      Payee Name: Ryan Clark							
2022261128	INDEMNITY	01/13/2022	OCEAN CITY	I-PERMANENT PARTIAL DISABILITY	\$10,409.50	2022-2022	Loss
Check Amount:					\$10,409.50		
Check Number: 41553      Check Date: 04/18/2023      Payee Name: Richard Hudson							
2021229484	INDEMNITY	02/10/2021	ABSECON CITY	I-TEMPORARY TOTAL DISABILITY	\$1,938.00	2021-2021	Loss
Check Amount:					\$1,938.00		
Check Number: 41554      Check Date: 04/18/2023      Payee Name: Louise Pellegrino							
2023278025	INDEMNITY	07/12/2022	WEST WILDWOOD BOROUGH	I-TEMPORARY TOTAL DISABILITY	\$568.00	2022-2022	Loss
Check Amount:					\$568.00		
Check Number: 41555      Check Date: 04/18/2023      Payee Name: Joseph Coady							
2022247283	INDEMNITY	09/05/2021	EGG HARBOR TOWNSHIP	I-TEMPORARY TOTAL DISABILITY	\$1,899.36	2021-2021	Loss
Check Amount:					\$1,899.36		
Check Number: 41556      Check Date: 04/18/2023      Payee Name: Raymond Stout							
2020181414	INDEMNITY	08/12/2019	LOWER TOWNSHIP	I-PERMANENT PARTIAL DISABILITY	\$1,829.80	2019-2019	Loss
Check Amount:					\$1,829.80		

Processed Date: Apr 1, 2023 through Apr 30, 2023  
Date Of Loss: All  
Insured Name(s): All  
Bank Account(s): 1000409678

Insurance Type(s): All  
Claimant Type(s): All  
Coverage(s): 140

Page 28 of 46  
Run Date: 5/2/2023 15:00:33  
Cognos Version 1.0





## Check Register

Insurer: AJF-ATL.JOINT INS.FUND

Claim Number	Claimant Type	DOL	Insured Name	Transaction Type	Payment Amount	Policy Period	Payment Type
Check Number: 41557      Check Date: 04/18/2023      Payee Name: Justin Hood							
2020182017	INDEMNITY	08/22/2019	PLEASANTVILLE CITY	I-PERMANENT PARTIAL DISABILITY	\$2,704.00	2019-2019	Loss
Check Amount:					\$2,704.00		
Check Number: 41558      Check Date: 04/18/2023      Payee Name: Kevin Livingston							
2021234875	INDEMNITY	04/09/2021	MILLVILLE CITY	I-PERMANENT PARTIAL DISABILITY	\$1,140.64	2021-2021	Loss
Check Amount:					\$1,140.64		
Check Number: 41559      Check Date: 04/18/2023      Payee Name: Kevin Livingston							
2021229039	INDEMNITY	02/06/2021	MILLVILLE CITY	I-PERMANENT PARTIAL DISABILITY	\$1,032.00	2021-2021	Loss
Check Amount:					\$1,032.00		
Check Number: 41560      Check Date: 04/18/2023      Payee Name: Mario Fuscia							
2021217221	INDEMNITY	10/13/2020	VENTNOR CITY	I-PERMANENT PARTIAL DISABILITY	\$1,764.00	2020-2020	Loss
Check Amount:					\$1,764.00		
Check Number: 41561      Check Date: 04/18/2023      Payee Name: Michael Palmentieri							
2021236577	INDEMNITY	04/25/2021	EGG HARBOR TOWNSHIP	I-PERMANENT PARTIAL DISABILITY	\$2,068.00	2021-2021	Loss
Check Amount:					\$2,068.00		
Check Number: 41562      Check Date: 04/18/2023      Payee Name: Francis Sutton							
2021214761	INDEMNITY	09/15/2020	EGG HARBOR TOWNSHIP	I-PERMANENT PARTIAL DISABILITY	\$1,235.60	2020-2020	Loss
Check Amount:					\$1,235.60		
Check Number: 41563      Check Date: 04/18/2023      Payee Name: Michael Ledden							
2019172816	INDEMNITY	05/05/2019	PLEASANTVILLE CITY	I-PERMANENT PARTIAL DISABILITY	\$2,648.00	2019-2019	Loss
Check Amount:					\$2,648.00		
Check Number: 41564      Check Date: 04/18/2023      Payee Name: MIDDLE TOWNSHIP							
2021226077	1ST PARTY COLL PD	01/12/2021	MIDDLE TOWNSHIP	M-MISC MED(WC) & PD (NON-WC) PR COLL	\$1,000.00	2021-2021	Loss
Check Amount:					\$1,000.00		
Check Number: 41565      Check Date: 04/18/2023      Payee Name: WILDWOOD CITY							
2023301575	1ST PARTY COLL PD	03/18/2023	WILDWOOD CITY	M-MISC MED(WC) & PD (NON-WC) PR COLL	\$1,162.50	2023-2023	Loss
Check Amount:					\$1,162.50		
Check Number: 41566      Check Date: 04/18/2023      Payee Name: EGG HARBOR TOWNSHIP							
2023298451	1ST PARTY COLL PD	02/26/2023	EGG HARBOR TOWNSHIP	M-MISC MED(WC) & PD (NON-WC) PR COLL	\$424.54	2023-2023	Loss

Processed Date: Apr 1, 2023 through Apr 30, 2023  
Date Of Loss: All  
Insured Name(s): All  
Bank Account(s): 1000409678

Insurance Type(s): All  
Claimant Type(s): All  
Coverage(s): 141

Page 29 of 46  
Run Date: 5/2/2023 15:00:33  
Cognos Version 1.0



## Check Register

Insurer: AJF-ATL.JOINT INS.FUND

Claim Number	Claimant Type	DOL	Insured Name	Transaction Type	Payment Amount	Policy Period	Payment Type
Check Amount:					\$424.54		
Check Number: 41567	Check Date: 04/18/2023	Payee Name: IVYREHAB NETWORK INC					
2021222460	INDEMNITY	12/04/2020	MIDDLE TOWNSHIP	M-PHYSICIAN FEES	\$170.00	2020-2020	Loss
2023282696	INDEMNITY	09/12/2022	MIDDLE TOWNSHIP	M-PHYSICIAN FEES	\$255.00	2022-2022	Loss
Check Amount:					\$425.00		
Check Number: 41568	Check Date: 04/18/2023	Payee Name: INSPIRA MEDICAL CENTERS INC					
2023289897	MEDICAL ONLY	11/28/2022	MILLVILLE CITY	M-ACUTE CARE HOSPITAL	\$227.13	2022-2022	Loss
Check Amount:					\$227.13		
Check Number: 41569	Check Date: 04/18/2023	Payee Name: SHORE MEDICAL CENTER					
2020204206	INDEMNITY	05/01/2020	BRIGANTINE CITY	M-ACUTE CARE HOSPITAL	\$1,660.05	2020-2020	Loss
2023281537	INDEMNITY	08/26/2022	COMMERCIAL TOWNSHIP	M-ACUTE CARE HOSPITAL	\$333.75	2022-2022	Loss
Check Amount:					\$1,993.80		
Check Number: 41570	Check Date: 04/18/2023	Payee Name: CAPE REGIONAL MEDICAL CENTER					
2023293330	INDEMNITY	01/10/2023	CAPE MAY CITY	M-ACUTE CARE HOSPITAL	\$7,122.50	2023-2023	Loss
Check Amount:					\$7,122.50		
Check Number: 41571	Check Date: 04/18/2023	Payee Name: TWIN BORO PHYSICAL THERAPY ASSOCIATES PA					
2022274139	INDEMNITY	05/24/2022	PLEASANTVILLE CITY	M-PHYSICIAN FEES	\$240.00	2022-2022	Loss
2022275475	INDEMNITY	06/06/2022	EGG HARBOR TOWNSHIP	M-PHYSICIAN FEES	\$80.00	2022-2022	Loss
2023290493	INDEMNITY	12/05/2022	GALLOWAY TOWNSHIP	M-PHYSICIAN FEES	\$160.00	2022-2022	Loss
2023292487	INDEMNITY	12/29/2022	SOMERS POINT CITY	M-PHYSICIAN FEES	\$80.00	2022-2022	Loss
2023292862	INDEMNITY	11/17/2022	EGG HARBOR TOWNSHIP	M-PHYSICIAN FEES	\$160.00	2022-2022	Loss
2023294910	INDEMNITY	01/29/2023	HAMILTON TOWNSHIP	M-PHYSICIAN FEES	\$160.00	2023-2023	Loss
2023295799	INDEMNITY	01/23/2023	EGG HARBOR TOWNSHIP	M-PHYSICIAN FEES	\$160.00	2023-2023	Loss
2023296228	INDEMNITY	02/09/2023	WEYMOUTH TOWNSHIP	M-PHYSICIAN FEES	\$160.00	2023-2023	Loss
2023297803	INDEMNITY	03/02/2023	NORTHFIELD CITY	M-PHYSICIAN FEES	\$320.00	2023-2023	Loss
Check Amount:					\$1,520.00		
Check Number: 41572	Check Date: 04/18/2023	Payee Name: CAPE EMERGENCY PHYSICIANS, PA					
2023293900	MEDICAL ONLY	01/15/2023	MIDDLE TOWNSHIP	M-PHYSICIAN FEES	\$611.12	2023-2023	Loss
Check Amount:					\$611.12		

Processed Date: Apr 1, 2023 through Apr 30, 2023  
Date Of Loss: All  
Insured Name(s): All  
Bank Account(s): 1000409678

Insurance Type(s): All  
Claimant Type(s): All  
Coverage(s): 142

Page 30 of 46  
Run Date: 5/2/2023 15:00:33  
Cognos Version 1.0



## Check Register

Insurer: AJF-ATL.JOINT INS.FUND

Claim Number	Claimant Type	DOL	Insured Name	Transaction Type	Payment Amount	Policy Period	Payment Type
Check Number: 41573      Check Date: 04/18/2023      Payee Name: ONE CALL CARE DIAGNOSTICS							
2020183913	INDEMNITY	09/13/2019	LOWER TOWNSHIP	M-MRI	\$75.00	2019-2019	Loss
2023292862	INDEMNITY	11/17/2022	EGG HARBOR TOWNSHIP	M-MRI	\$485.00	2022-2022	Loss
2023297016	INDEMNITY	02/18/2023	GALLOWAY TOWNSHIP	M-MRI	\$485.00	2023-2023	Loss
Check Amount:					\$1,045.00		
Check Number: 41574      Check Date: 04/18/2023      Payee Name: ATLANTICARE CLINICAL LABORATORY							
2021237391	INDEMNITY	05/11/2021	GALLOWAY TOWNSHIP	M-OTHER PROVIDER FEES	\$109.00	2021-2021	Loss
2022272115	INDEMNITY	04/29/2022	UPPER TOWNSHIP	M-OTHER PROVIDER FEES	\$327.00	2022-2022	Loss
Check Amount:					\$436.00		
Check Number: 41575      Check Date: 04/18/2023      Payee Name: ROTHMAN ORTHOPAEDICS							
2023294910	INDEMNITY	01/29/2023	HAMILTON TOWNSHIP	M-ORTHO/NEURO FEES	\$291.10	2023-2023	Loss
Check Amount:					\$291.10		
Check Number: 41576      Check Date: 04/18/2023      Payee Name: ATLANTIC PHYSICAL THERAPY CENTER							
2023285861	INDEMNITY	10/12/2022	OCEAN CITY	M-PHYSICIAN FEES	\$800.00	2022-2022	Loss
Check Amount:					\$800.00		
Check Number: 41577      Check Date: 04/18/2023      Payee Name: NovaCare Rehabilitation							
2020204206	INDEMNITY	05/01/2020	BRIGANTINE CITY	M-PHYSICIAN FEES	\$98.00	2020-2020	Loss
2022274887	INDEMNITY	05/11/2022	PLEASANTVILLE CITY	M-PHYSICIAN FEES	\$196.00	2022-2022	Loss
Check Amount:					\$294.00		
Check Number: 41578      Check Date: 04/18/2023      Payee Name: CAPE REGIONAL URGENT CARE							
2023300580	INDEMNITY	03/31/2023	STONE HARBOR BOROUGH	M-OCCUPATIONAL MEDICINE	\$229.90	2023-2023	Loss
2023300647	MEDICAL ONLY	04/01/2023	WILDWOOD CITY	M-OCCUPATIONAL MEDICINE	\$690.71	2023-2023	Loss
2023300889	MEDICAL ONLY	04/05/2023	WILDWOOD CITY	M-OCCUPATIONAL MEDICINE	\$166.68	2023-2023	Loss
Check Amount:					\$1,087.29		
Check Number: 41579      Check Date: 04/18/2023      Payee Name: SHORE URGENT CARE							
2023294368	MEDICAL ONLY	01/23/2023	VENTNOR CITY	M-URGENT CARE CENTER	\$140.00	2023-2023	Loss
Check Amount:					\$140.00		
Check Number: 41580      Check Date: 04/18/2023      Payee Name: PREMIER ORTHOPAEDIC & SPORTS MEDICINE ASSOCIATES OF SNJ LLC							
2021217221	INDEMNITY	10/13/2020	VENTNOR CITY	M-ORTHO/NEURO FEES	\$30.00	2020-2020	Loss

Processed Date: Apr 1, 2023 through Apr 30, 2023  
 Date Of Loss: All  
 Insured Name(s): All  
 Bank Account(s): 1000409678

Insurance Type(s): All  
 Claimant Type(s): All  
 Coverage(s): 143

Page 31 of 46  
 Run Date: 5/2/2023 15:00:33  
 Cognos Version 1.0



## Check Register

Insurer: AJF-ATL.JOINT INS.FUND

Claim Number	Claimant Type	DOL	Insured Name	Transaction Type	Payment Amount	Policy Period	Payment Type
2022276919	INDEMNITY	06/26/2022	EGG HARBOR TOWNSHIP	M-PHYSICIAN FEES	\$61.66	2022-2022	Loss
2023290493	INDEMNITY	12/05/2022	GALLOWAY TOWNSHIP	M-ORTHO/NEURO FEES	\$4,741.05	2022-2022	Loss
2023295249	MEDICAL ONLY	01/27/2023	MILLVILLE CITY	M-OCCUPATIONAL MEDICINE	\$88.09	2023-2023	Loss
Check Amount:					\$4,920.80		
Check Number: 41581		Check Date: 04/18/2023		Payee Name: MSC GROUP INC			
2023285861	INDEMNITY	10/12/2022	OCEAN CITY	M-DME/PROSTHETICS	\$871.55	2022-2022	Loss
Check Amount:					\$871.55		
Check Number: 41582		Check Date: 04/18/2023		Payee Name: ATLANTICARE PHYSICIAN GROUP P A			
2023292862	INDEMNITY	11/17/2022	EGG HARBOR TOWNSHIP	M-OCCUPATIONAL MEDICINE	\$102.77	2022-2022	Loss
Check Amount:					\$102.77		
Check Number: 41583		Check Date: 04/18/2023		Payee Name: SHORE HOSPITALISTS ASSOCIATES PROFESSIONAL ASSOCIATION			
2021228131	INDEMNITY	01/26/2021	OCEAN CITY	M-OCCUPATIONAL MEDICINE	\$239.84	2021-2021	Loss
Check Amount:					\$239.84		
Check Number: 41584		Check Date: 04/18/2023		Payee Name: HOME CARE CONNECT LLC			
2023290740	INDEMNITY	12/08/2022	VENTNOR CITY	M-DME/PROSTHETICS	\$6,428.40	2022-2022	Loss
Check Amount:					\$6,428.40		
Check Number: 41585		Check Date: 04/18/2023		Payee Name: REMOTE NEUROMONITORING PHYSICIANS			
2022276965	INDEMNITY	06/24/2022	WILDWOOD CITY	M-BEHAVIORAL HEALTH	\$6,769.00	2022-2022	Loss
Check Amount:					\$6,769.00		
Check Number: 41586		Check Date: 04/18/2023		Payee Name: WORKERS COMP PSYCH NET			
2022247283	INDEMNITY	09/05/2021	EGG HARBOR TOWNSHIP	M-BEHAVIORAL HEALTH	\$340.00	2021-2021	Loss
Check Amount:					\$340.00		
Check Number: 41587		Check Date: 04/18/2023		Payee Name: KENNEDY CHERRY HILL SURGICAL CENTER LLC			
2023290740	INDEMNITY	12/08/2022	VENTNOR CITY	M-AMBULATORY SURGERY CENTER	\$7,331.13	2022-2022	Loss
Check Amount:					\$7,331.13		
Check Number: 41588		Check Date: 04/18/2023		Payee Name: JAG-ONE PHYSICAL THERAPY LLC			
2023287795	MEDICAL ONLY	11/01/2022	LOWER TOWNSHIP	M-PHYSICIAN FEES	\$126.00	2022-2022	Loss
2023293330	INDEMNITY	01/10/2023	CAPE MAY CITY	M-PHYSICIAN FEES	\$189.00	2023-2023	Loss
Check Amount:					\$315.00		

Processed Date: Apr 1, 2023 through Apr 30, 2023  
Date Of Loss: All  
Insured Name(s): All  
Bank Account(s): 1000409678

Insurance Type(s): All  
Claimant Type(s): All  
Coverage(s): 144

Page 32 of 46  
Run Date: 5/2/2023 15:00:33  
Cognos Version 1.0



## Check Register

Insurer: AJF-ATL.JOINT INS.FUND

Claim Number	Claimant Type	DOL	Insured Name	Transaction Type	Payment Amount	Policy Period	Payment Type
Check Number: 41589      Check Date: 04/18/2023      Payee Name: myMATRIXX							
2021210129	INDEMNITY	07/14/2020	BRIGANTINE CITY	M-PHARMACY	\$72.90	2020-2020	Loss
2023296228	INDEMNITY	02/09/2023	WEYMOUTH TOWNSHIP	M-PHARMACY	\$129.57	2023-2023	Loss
2023296311	INDEMNITY	02/09/2023	EGG HARBOR TOWNSHIP	M-PHARMACY	\$13.39	2023-2023	Loss
Check Amount:					\$215.86		
Check Number: 41590      Check Date: 04/18/2023      Payee Name: KIRSHNER SPINE INSTITUTE							
2022272115	INDEMNITY	04/29/2022	UPPER TOWNSHIP	M-ORTHO/NEURO FEES	\$208.00	2022-2022	Loss
Check Amount:					\$208.00		
Check Number: 41591      Check Date: 04/18/2023      Payee Name: ORTHONJ, LLC							
2022267947	INDEMNITY	03/16/2022	MILLVILLE CITY	M-ORTHO/NEURO FEES	\$125.59	2022-2022	Loss
2023285818	MEDICAL ONLY	10/12/2022	MARGATE CITY	M-ORTHO/NEURO FEES	\$165.61	2022-2022	Loss
2023290862	INDEMNITY	12/09/2022	SEA ISLE CITY	M-ORTHO/NEURO FEES	\$294.36	2022-2022	Loss
2023296311	INDEMNITY	02/09/2023	EGG HARBOR TOWNSHIP	M-ORTHO/NEURO FEES	\$125.59	2023-2023	Loss
2023298121	INDEMNITY	03/06/2023	CAPE MAY CITY	M-ORTHO/NEURO FEES	\$275.89	2023-2023	Loss
2023298701	INDEMNITY	03/08/2023	BRIGANTINE CITY	M-ORTHO/NEURO FEES	\$400.95	2023-2023	Loss
2023300297	INDEMNITY	03/29/2023	EGG HARBOR TOWNSHIP	M-ORTHO/NEURO FEES	\$239.32	2023-2023	Loss
Check Amount:					\$1,627.31		
Check Number: 41592      Check Date: 04/18/2023      Payee Name: STRIVE PHYSICAL THERAPY SPECIALISTS, LLC							
2020179236	INDEMNITY	07/19/2019	OCEAN CITY	M-PHYSICIAN FEES	\$80.00	2019-2019	Loss
2020191229	INDEMNITY	11/29/2019	HAMILTON TOWNSHIP	M-PHYSICIAN FEES	\$320.00	2019-2019	Loss
2023297016	INDEMNITY	02/18/2023	GALLOWAY TOWNSHIP	M-PHYSICIAN FEES	\$400.00	2023-2023	Loss
Check Amount:					\$800.00		
Check Number: 41593      Check Date: 04/18/2023      Payee Name: ORTHONJ, LLC							
2020204206	INDEMNITY	05/01/2020	BRIGANTINE CITY	M-ORTHO/NEURO FEES	\$407.96	2020-2020	Loss
Check Amount:					\$407.96		
Check Number: 41594      Check Date: 04/18/2023      Payee Name: QUALCARE INC							
2023301093	MEDICAL ONLY	04/07/2023	WILDWOOD CITY	M-MEDICAL REHAB/NON VOCATIONAL WC	\$555.00	2023-2023	Loss
2023301110	MEDICAL ONLY	04/04/2023	OCEAN CITY	M-MEDICAL REHAB/NON VOCATIONAL WC	\$555.00	2023-2023	Loss
2023301150	MEDICAL ONLY	04/10/2023	EGG HARBOR TOWNSHIP	M-MEDICAL REHAB/NON VOCATIONAL WC	\$555.00	2023-2023	Loss

Processed Date: Apr 1, 2023 through Apr 30, 2023  
Date Of Loss: All  
Insured Name(s): All  
Bank Account(s): 1000409678

Insurance Type(s): All  
Claimant Type(s): All  
Coverage(s): 145

Page 33 of 46  
Run Date: 5/2/2023 15:00:33  
Cognos Version 1.0



## Check Register

Insurer: AJF-ATL.JOINT INS.FUND

Claim Number	Claimant Type	DOL	Insured Name	Transaction Type	Payment Amount	Policy Period	Payment Type
2023301263	MEDICAL ONLY	04/11/2023	NORTH WILDWOOD CITY	M-MEDICAL REHAB/NON VOCATIONAL WC	\$555.00	2023-2023	Loss
2023301281	MEDICAL ONLY	03/05/2023	MILLVILLE CITY	M-MEDICAL REHAB/NON VOCATIONAL WC	\$555.00	2023-2023	Loss
2023301404	MEDICAL ONLY	01/31/2023	MULLICA TOWNSHIP	M-MEDICAL REHAB/NON VOCATIONAL WC	\$555.00	2023-2023	Loss
2023301436	INDEMNITY	04/13/2023	MULLICA TOWNSHIP	M-MEDICAL REHAB/NON VOCATIONAL WC	\$555.00	2023-2023	Loss
2023301492	MEDICAL ONLY	04/17/2023	PLEASANTVILLE CITY	M-MEDICAL REHAB/NON VOCATIONAL WC	\$555.00	2023-2023	Loss
2023301496	MEDICAL ONLY	04/14/2023	SEA ISLE CITY	M-MEDICAL REHAB/NON VOCATIONAL WC	\$555.00	2023-2023	Loss
Check Amount:					\$4,995.00		
Check Number: 41595		Check Date: 04/25/2023	Payee Name: STATE SHORTHAND REPORTING SERVICE				
2021233008	INDEMNITY	03/08/2021	GALLOWAY TOWNSHIP	E-MISC LEGAL EXPENSE WC	\$75.00	2021-2021	Expense
2021233050	INDEMNITY	03/08/2021	GALLOWAY TOWNSHIP	E-MISC LEGAL EXPENSE WC	\$75.00	2021-2021	Expense
2021233051	INDEMNITY	03/08/2021	GALLOWAY TOWNSHIP	E-MISC LEGAL EXPENSE WC	\$75.00	2021-2021	Expense
2021233065	INDEMNITY	03/08/2021	GALLOWAY TOWNSHIP	E-MISC LEGAL EXPENSE WC	\$75.00	2021-2021	Expense
2021233067	INDEMNITY	03/08/2021	GALLOWAY TOWNSHIP	E-MISC LEGAL EXPENSE WC	\$75.00	2021-2021	Expense
2021233069	INDEMNITY	03/08/2021	GALLOWAY TOWNSHIP	E-MISC LEGAL EXPENSE WC	\$75.00	2021-2021	Expense
2021241233	INDEMNITY	06/14/2021	OCEAN CITY	E-MISC LEGAL EXPENSE WC	\$75.00	2021-2021	Expense
Check Amount:					\$525.00		
Check Number: 41596		Check Date: 04/25/2023	Payee Name: BOB'S AUTO BODY				
2023290877	1ST PARTY COLL PD	12/02/2022	OCEAN CITY	M-MISC MED(WC) & PD (NON-WC) PR COLL	\$3,379.82	2022-2022	Loss
Check Amount:					\$3,379.82		
Check Number: 41597		Check Date: 04/25/2023	Payee Name: I C U INVESTIGATIONS INC				
2022267269	INDEMNITY	03/10/2022	EGG HARBOR TOWNSHIP	E-INDEP ADJUSTOR WC	\$275.00	2022-2022	Expense
2022276965	INDEMNITY	06/24/2022	WILDWOOD CITY	E-INDEP ADJUSTOR WC	\$475.00	2022-2022	Expense
2023298701	INDEMNITY	03/08/2023	BRIGANTINE CITY	E-INDEP ADJUSTOR WC	\$475.00	2023-2023	Expense
Check Amount:					\$1,225.00		
Check Number: 41598		Check Date: 04/25/2023	Payee Name: BARKER GELFAND JAMES & SERVAS A PROFESSIONAL CORPORATION				
2021212939	POLICE PROF BI	06/04/2020	MULLICA TOWNSHIP	L-LEGAL GL	\$1,857.00	2020-2020	Legal
Check Amount:					\$1,857.00		
Check Number: 41599		Check Date: 04/25/2023	Payee Name: BIRCHMEIER & POWELL LLC				
2020193799	BODILY INJURY	01/04/2020	CAPE MAY CITY	L-LEGAL GL	\$2,936.00	2020-2020	Legal

Processed Date: Apr 1, 2023 through Apr 30, 2023  
Date Of Loss: All  
Insured Name(s): All  
Bank Account(s): 1000409678

Insurance Type(s): All  
Claimant Type(s): All  
Coverage(s): 146

Page 34 of 46  
Run Date: 5/2/2023 15:00:33  
Cognos Version 1.0



## Check Register

Insurer: AJF-ATL.JOINT INS.FUND

Claim Number	Claimant Type	DOL	Insured Name	Transaction Type	Payment Amount	Policy Period	Payment Type
2022276309	PERSONAL INJURY	03/05/2022	NORTH WILDWOOD CITY	L-LEGAL GL	\$777.75	2022-2022	Legal
2023279451	GL PROPERTY DAMAGE	08/15/2020	OCEAN CITY	L-LEGAL GL	\$8,347.00	2020-2020	Legal
Check Amount:					\$12,060.75		
Check Number: 41600		Check Date: 04/25/2023		Payee Name: ATLANTIC SECURITY INT'L			
2023300580	INDEMNITY	03/31/2023	STONE HARBOR BOROUGH	E-MISC ALL OTHER WC	\$375.00	2023-2023	Expense
Check Amount:					\$375.00		
Check Number: 41601		Check Date: 04/25/2023		Payee Name: PURDY COLLISION LLC			
2023299186	1ST PARTY COLL PD	03/14/2023	BRIGANTINE CITY	M-MISC MED(WC) & PD (NON-WC) PR COLL	\$5,492.87	2023-2023	Loss
Check Amount:					\$5,492.87		
Check Number: 41602		Check Date: 04/25/2023		Payee Name: LEO PETETTI LLC			
2022263129	1ST PARTY COLL PD	01/29/2022	CAPE MAY CITY	E-APPRAISERS PR	\$55.00	2022-2022	Expense
2023289029	1ST PARTY COLL PD	10/30/2022	EGG HARBOR TOWNSHIP	E-APPRAISERS PR	\$55.00	2022-2022	Expense
2023299186	1ST PARTY COLL PD	03/14/2023	BRIGANTINE CITY	E-APPRAISERS PR	\$135.00	2023-2023	Expense
Check Amount:					\$245.00		
Check Number: 41603		Check Date: 04/25/2023		Payee Name: NEW JERSEY IME ASSOCIATES LLC			
2022254087	INDEMNITY	11/10/2021	WILDWOOD CREST BOROUGH	M-IND MED EXAMS WC	\$800.00	2021-2021	Loss
Check Amount:					\$800.00		
Check Number: 41604		Check Date: 04/25/2023		Payee Name: REYNOLDS & HORN PC			
2021212939	POLICE PROF BI	06/04/2020	MULLICA TOWNSHIP	L-LEGAL GL	\$6,715.00	2020-2020	Legal
2021240989	BODILY INJURY	08/11/2019	PLEASANTVILLE CITY	L-LEGAL GL	\$10,234.00	2019-2019	Legal
2022264593	POLICE PROF PI	09/07/2021	PLEASANTVILLE CITY	L-LEGAL GL	\$289.00	2021-2021	Legal
2022273169	POLICE PROF PI	09/07/2021	HAMILTON TOWNSHIP	L-LEGAL GL	\$297.00	2021-2021	Legal
Check Amount:					\$17,535.00		
Check Number: 41605		Check Date: 04/25/2023		Payee Name: DENAFO & WALCOFF			
2021233008	INDEMNITY	03/08/2021	GALLOWAY TOWNSHIP	I-CLAIMANT LEGAL EXP IND	\$249.00	2021-2021	Loss
2021233050	INDEMNITY	03/08/2021	GALLOWAY TOWNSHIP	I-CLAIMANT LEGAL EXP IND	\$304.00	2021-2021	Loss
2021233051	INDEMNITY	03/08/2021	GALLOWAY TOWNSHIP	I-CLAIMANT LEGAL EXP IND	\$359.00	2021-2021	Loss
2021233065	INDEMNITY	03/08/2021	GALLOWAY TOWNSHIP	I-CLAIMANT LEGAL EXP IND	\$249.00	2021-2021	Loss
Check Amount:					\$1,161.00		

Processed Date: Apr 1, 2023 through Apr 30, 2023  
Date Of Loss: All  
Insured Name(s): All  
Bank Account(s): 1000409678

Insurance Type(s): All  
Claimant Type(s): All  
Coverage(s): 147

Page 35 of 46  
Run Date: 5/2/2023 15:00:33  
Cognos Version 1.0





## Check Register

Insurer: AJF-ATL.JOINT INS.FUND

Claim Number	Claimant Type	DOL	Insured Name	Transaction Type	Payment Amount	Policy Period	Payment Type
Check Number: 41606      Check Date: 04/25/2023      Payee Name: WYBLE REPORTING INC							
2022258663	POLICE PROF PI	02/04/2020	NORTH WILDWOOD CITY	E-MISC LEGAL EXPENSE GL	\$481.00	2020-2020	Expense
Check Amount:					\$481.00		
Check Number: 41607      Check Date: 04/25/2023      Payee Name: CRASH CHAMPIONS LLC							
2023293910	1ST PARTY COLL PD	01/04/2023	EGG HARBOR TOWNSHIP	M-MISC MED(WC) & PD (NON-WC) PR COLL	\$198.76	2023-2023	Loss
Check Amount:					\$198.76		
Check Number: 41608      Check Date: 04/25/2023      Payee Name: PIETRAS SARACINO SMITH & MEEK LLP							
2020187019	INDEMNITY	10/11/2019	HAMILTON TOWNSHIP	L-LEGAL WC	\$597.00	2019-2019	Legal
2021233008	INDEMNITY	03/08/2021	GALLOWAY TOWNSHIP	L-LEGAL WC	\$302.50	2021-2021	Legal
2021233050	INDEMNITY	03/08/2021	GALLOWAY TOWNSHIP	L-LEGAL WC	\$442.50	2021-2021	Legal
2021233051	INDEMNITY	03/08/2021	GALLOWAY TOWNSHIP	L-LEGAL WC	\$302.50	2021-2021	Legal
2021233065	INDEMNITY	03/08/2021	GALLOWAY TOWNSHIP	L-LEGAL WC	\$649.00	2021-2021	Legal
2021233067	INDEMNITY	03/08/2021	GALLOWAY TOWNSHIP	L-LEGAL WC	\$728.50	2021-2021	Legal
2021233069	INDEMNITY	03/08/2021	GALLOWAY TOWNSHIP	L-LEGAL WC	\$549.00	2021-2021	Legal
Check Amount:					\$3,571.00		
Check Number: 41609      Check Date: 04/25/2023      Payee Name: EDDIES AUTO BODY INC							
2022263129	1ST PARTY COLL PD	01/29/2022	CAPE MAY CITY	M-MISC MED(WC) & PD (NON-WC) PR COLL	\$2,122.79	2022-2022	Loss
Check Amount:					\$2,122.79		
Check Number: 41610      Check Date: 04/25/2023      Payee Name: HAMILTON TOWNSHIP							
2023277463	INDEMNITY	07/04/2022	HAMILTON TOWNSHIP	I-TEMPORARY TOTAL DISABILITY	\$2,130.00	2022-2022	Loss
Check Amount:					\$2,130.00		
Check Number: 41611      Check Date: 04/25/2023      Payee Name: PLEASANTVILLE CITY							
2022274139	INDEMNITY	05/24/2022	PLEASANTVILLE CITY	I-TEMPORARY TOTAL DISABILITY	\$2,130.00	2022-2022	Loss
Check Amount:					\$2,130.00		
Check Number: 41612      Check Date: 04/25/2023      Payee Name: PLEASANTVILLE CITY							
2022274139	INDEMNITY	05/24/2022	PLEASANTVILLE CITY	I-TEMPORARY TOTAL DISABILITY	\$2,130.00	2022-2022	Loss
Check Amount:					\$2,130.00		
Check Number: 41613      Check Date: 04/25/2023      Payee Name: PLEASANTVILLE CITY							
2022274133	INDEMNITY	05/24/2022	PLEASANTVILLE CITY	I-TEMPORARY TOTAL DISABILITY	\$2,130.00	2022-2022	Loss

Processed Date: Apr 1, 2023 through Apr 30, 2023  
 Date Of Loss: All  
 Insured Name(s): All  
 Bank Account(s): 1000409678

Insurance Type(s): All  
 Claimant Type(s): All  
 Coverage(s): 148

Page 36 of 46  
 Run Date: 5/2/2023 15:00:33  
 Cognos Version 1.0





## Check Register

Insurer: AJF-ATL.JOINT INS.FUND

Claim Number	Claimant Type	DOL	Insured Name	Transaction Type	Payment Amount	Policy Period	Payment Type
Check Amount:					\$2,130.00		
Check Number: 41614      Check Date: 04/25/2023      Payee Name: OCEAN CITY							
2023299606	INDEMNITY	03/22/2023	OCEAN CITY	I-TEMPORARY TOTAL DISABILITY	\$2,198.00	2023-2023	Loss
Check Amount:					\$2,198.00		
Check Number: 41615      Check Date: 04/25/2023      Payee Name: VENTNOR CITY							
2023290740	INDEMNITY	12/08/2022	VENTNOR CITY	I-TEMPORARY TOTAL DISABILITY	\$1,521.43	2022-2022	Loss
Check Amount:					\$1,521.43		
Check Number: 41616      Check Date: 04/25/2023      Payee Name: GALLOWAY TOWNSHIP							
2021233051	INDEMNITY	03/08/2021	GALLOWAY TOWNSHIP	I-TEMPORARY TOTAL DISABILITY	\$1,799.57	2021-2021	Loss
Check Amount:					\$1,799.57		
Check Number: 41617      Check Date: 04/25/2023      Payee Name: STONE HARBOR BOROUGH							
2023294034	INDEMNITY	01/19/2023	STONE HARBOR BOROUGH	I-TEMPORARY TOTAL DISABILITY	\$1,051.83	2023-2023	Loss
Check Amount:					\$1,051.83		
Check Number: 41618      Check Date: 04/25/2023      Payee Name: GALLOWAY TOWNSHIP							
2021233050	INDEMNITY	03/08/2021	GALLOWAY TOWNSHIP	I-TEMPORARY TOTAL DISABILITY	\$1,522.71	2021-2021	Loss
Check Amount:					\$1,522.71		
Check Number: 41619      Check Date: 04/25/2023      Payee Name: GALLOWAY TOWNSHIP							
2021233008	INDEMNITY	03/08/2021	GALLOWAY TOWNSHIP	I-TEMPORARY TOTAL DISABILITY	\$1,245.86	2021-2021	Loss
Check Amount:					\$1,245.86		
Check Number: 41620      Check Date: 04/25/2023      Payee Name: GALLOWAY TOWNSHIP							
2021233065	INDEMNITY	03/08/2021	GALLOWAY TOWNSHIP	I-TEMPORARY TOTAL DISABILITY	\$1,245.86	2021-2021	Loss
Check Amount:					\$1,245.86		
Check Number: 41621      Check Date: 04/25/2023      Payee Name: MILLVILLE CITY							
2022259943	INDEMNITY	01/04/2022	MILLVILLE CITY	I-TEMPORARY TOTAL DISABILITY	\$2,130.00	2022-2022	Loss
Check Amount:					\$2,130.00		
Check Number: 41622      Check Date: 04/25/2023      Payee Name: MIDDLE TOWNSHIP							
2023282696	INDEMNITY	09/12/2022	MIDDLE TOWNSHIP	I-TEMPORARY TOTAL DISABILITY	\$306.15	2022-2022	Loss
Check Amount:					\$306.15		
Check Number: 41623      Check Date: 04/25/2023      Payee Name: Joseph Poukish							

Processed Date: Apr 1, 2023 through Apr 30, 2023  
 Date Of Loss: All  
 Insured Name(s): All  
 Bank Account(s): 1000409678

Insurance Type(s): All  
 Claimant Type(s): All  
 Coverage(s): 149

Page 37 of 46  
 Run Date: 5/2/2023 15:00:33  
 Cognos Version 1.0



## Check Register

Insurer: AJF-ATL.JOINT INS.FUND

Claim Number	Claimant Type	DOL	Insured Name	Transaction Type	Payment Amount	Policy Period	Payment Type
2022276965	INDEMNITY	06/24/2022	WILDWOOD CITY	I-TEMPORARY TOTAL DISABILITY	\$1,722.82	2022-2022	Loss
Check Amount:					\$1,722.82		
Check Number: 41624      Check Date: 04/25/2023      Payee Name: BRIGANTINE CITY							
2023298701	INDEMNITY	03/08/2023	BRIGANTINE CITY	I-TEMPORARY TOTAL DISABILITY	\$1,570.00	2023-2023	Loss
Check Amount:					\$1,570.00		
Check Number: 41625      Check Date: 04/25/2023      Payee Name: EGG HARBOR TOWNSHIP							
2023294122	INDEMNITY	01/19/2023	EGG HARBOR TOWNSHIP	I-TEMPORARY TOTAL DISABILITY	\$1,682.06	2023-2023	Loss
Check Amount:					\$1,682.06		
Check Number: 41626      Check Date: 04/25/2023      Payee Name: EGG HARBOR TOWNSHIP							
2023294122	INDEMNITY	01/19/2023	EGG HARBOR TOWNSHIP	I-TEMPORARY TOTAL DISABILITY	\$1,561.91	2023-2023	Loss
Check Amount:					\$1,561.91		
Check Number: 41627      Check Date: 04/25/2023      Payee Name: EGG HARBOR TOWNSHIP							
2023294122	INDEMNITY	01/19/2023	EGG HARBOR TOWNSHIP	I-TEMPORARY TOTAL DISABILITY	\$600.74	2023-2023	Loss
Check Amount:					\$600.74		
Check Number: 41628      Check Date: 04/25/2023      Payee Name: CRASH CHAMPIONS LLC							
2023289029	1ST PARTY COLL PD	10/30/2022	EGG HARBOR TOWNSHIP	M-MISC MED(WC) & PD (NON-WC) PR COLL	\$423.33	2022-2022	Loss
Check Amount:					\$423.33		
Check Number: 41629      Check Date: 04/25/2023      Payee Name: PLEASANTVILLE CITY							
2022274141	INDEMNITY	05/24/2022	PLEASANTVILLE CITY	I-TEMPORARY TOTAL DISABILITY	\$2,130.00	2022-2022	Loss
Check Amount:					\$2,130.00		
Check Number: 41630      Check Date: 04/25/2023      Payee Name: Robert Shellhorn							
2023297016	INDEMNITY	02/18/2023	GALLOWAY TOWNSHIP	I-TEMPORARY TOTAL DISABILITY	\$1,286.18	2023-2023	Loss
Check Amount:					\$1,286.18		
Check Number: 41631      Check Date: 04/25/2023      Payee Name: George Moore							
2020204206	INDEMNITY	05/01/2020	BRIGANTINE CITY	I-TEMPORARY TOTAL DISABILITY	\$1,890.00	2020-2020	Loss
Check Amount:					\$1,890.00		
Check Number: 41632      Check Date: 04/25/2023      Payee Name: Charles Cripps Jr							
2022244042	INDEMNITY	07/28/2021	WILDWOOD CITY	I-PERMANENT PARTIAL DISABILITY	\$1,110.00	2021-2021	Loss
Check Amount:					\$1,110.00		

Processed Date: Apr 1, 2023 through Apr 30, 2023  
 Date Of Loss: All  
 Insured Name(s): All  
 Bank Account(s): 1000409678

Insurance Type(s): All  
 Claimant Type(s): All  
 Coverage(s): 150

Page 38 of 46  
 Run Date: 5/2/2023 15:00:33  
 Cognos Version 1.0



## Check Register

Insurer: AJF-ATL.JOINT INS.FUND

Claim Number	Claimant Type	DOL	Insured Name	Transaction Type	Payment Amount	Policy Period	Payment Type
Check Number: 41633      Check Date: 04/25/2023      Payee Name: Robert Shepherd							
2022244124	INDEMNITY	07/23/2021	MIDDLE TOWNSHIP	I-PERMANENT PARTIAL DISABILITY	\$1,808.00	2021-2021	Loss
Check Amount:					\$1,808.00		
Check Number: 41634      Check Date: 04/25/2023      Payee Name: Thomas Kresz							
2021215991	INDEMNITY	09/28/2020	MARGATE CITY	I-PERMANENT PARTIAL DISABILITY	\$2,016.00	2020-2020	Loss
Check Amount:					\$2,016.00		
Check Number: 41635      Check Date: 04/25/2023      Payee Name: Alexander Bennett							
2020193079	INDEMNITY	12/22/2019	GALLOWAY TOWNSHIP	I-PERMANENT PARTIAL DISABILITY	\$1,720.00	2019-2019	Loss
Check Amount:					\$1,720.00		
Check Number: 41636      Check Date: 04/25/2023      Payee Name: Brian Tennant							
2021226675	INDEMNITY	01/16/2021	GALLOWAY TOWNSHIP	I-PERMANENT PARTIAL DISABILITY	\$1,085.96	2021-2021	Loss
Check Amount:					\$1,085.96		
Check Number: 41637      Check Date: 04/25/2023      Payee Name: William Lakes							
2022246353	INDEMNITY	08/25/2021	BRIGANTINE CITY	I-PERMANENT PARTIAL DISABILITY	\$1,177.44	2021-2021	Loss
Check Amount:					\$1,177.44		
Check Number: 41638      Check Date: 04/25/2023      Payee Name: Naemi Lugo							
2020181713	INDEMNITY	08/20/2019	PLEASANTVILLE CITY	I-PERMANENT PARTIAL DISABILITY	\$984.00	2019-2019	Loss
Check Amount:					\$984.00		
Check Number: 41639      Check Date: 04/25/2023      Payee Name: Anthony Millevoi							
2020207541	INDEMNITY	06/11/2020	OCEAN CITY	I-PERMANENT PARTIAL DISABILITY	\$1,114.40	2020-2020	Loss
Check Amount:					\$1,114.40		
Check Number: 41640      Check Date: 04/25/2023      Payee Name: Kenneth Pollock							
2021229119	INDEMNITY	01/30/2021	OCEAN CITY	I-PERMANENT PARTIAL DISABILITY	\$2,584.00	2021-2021	Loss
Check Amount:					\$2,584.00		
Check Number: 41641      Check Date: 04/25/2023      Payee Name: Peter Byron							
2021229497	INDEMNITY	02/10/2021	WILDWOOD CITY	I-PERMANENT PARTIAL DISABILITY	\$1,611.04	2021-2021	Loss
Check Amount:					\$1,611.04		
Check Number: 41642      Check Date: 04/25/2023      Payee Name: HAMILTON TOWNSHIP							
2023294910	INDEMNITY	01/29/2023	HAMILTON TOWNSHIP	I-TEMPORARY TOTAL DISABILITY	\$2,198.00	2023-2023	Loss

Processed Date: Apr 1, 2023 through Apr 30, 2023  
 Date Of Loss: All  
 Insured Name(s): All  
 Bank Account(s): 1000409678

Insurance Type(s): All  
 Claimant Type(s): All  
 Coverage(s): 151

Page 39 of 46  
 Run Date: 5/2/2023 15:00:33  
 Cognos Version 1.0



## Check Register

Insurer: AJF-ATL.JOINT INS.FUND

Claim Number	Claimant Type	DOL	Insured Name	Transaction Type	Payment Amount	Policy Period	Payment Type
Check Amount:					\$2,198.00		
Check Number: 41643      Check Date: 04/25/2023      Payee Name: HAMILTON TOWNSHIP							
2023294910	INDEMNITY	01/29/2023	HAMILTON TOWNSHIP	I-TEMPORARY TOTAL DISABILITY	\$785.00	2023-2023	Loss
Check Amount:					\$785.00		
Check Number: 41644      Check Date: 04/25/2023      Payee Name: EGG HARBOR TOWNSHIP							
2023296421	1ST PARTY COLL PD	02/09/2023	EGG HARBOR TOWNSHIP	M-MISC MED(WC) & PD (NON-WC) PR COLL	\$35,062.50	2023-2023	Loss
Check Amount:					\$35,062.50		
Check Number: 41645      Check Date: 04/25/2023      Payee Name: MILLVILLE CITY							
2023292345	INLAND MARINE	12/28/2022	MILLVILLE CITY	M-MISC MED(WC) & PD (NON-WC) OTR LOSS PR	\$10,575.00	2022-2022	Loss
Check Amount:					\$10,575.00		
Check Number: 41646      Check Date: 04/25/2023      Payee Name: IVYREHAB NETWORK INC							
2021222460	INDEMNITY	12/04/2020	MIDDLE TOWNSHIP	M-PHYSICIAN FEES	\$319.00	2020-2020	Loss
2023282696	INDEMNITY	09/12/2022	MIDDLE TOWNSHIP	M-PHYSICIAN FEES	\$234.00	2022-2022	Loss
Check Amount:					\$553.00		
Check Number: 41647      Check Date: 04/25/2023      Payee Name: REGIONAL DIAGNOSTIC IMAGING, PA							
2023298706	INDEMNITY	03/12/2023	BRIGANTINE CITY	M-PHYSICIAN FEES	\$12.34	2023-2023	Loss
Check Amount:					\$12.34		
Check Number: 41648      Check Date: 04/25/2023      Payee Name: INSPIRA HEALTH NETWORK MEDICAL GROUP, P.C.							
2023296801	MEDICAL ONLY	02/16/2023	MULLICA TOWNSHIP	M-OCCUPATIONAL MEDICINE	\$246.68	2023-2023	Loss
Check Amount:					\$246.68		
Check Number: 41649      Check Date: 04/25/2023      Payee Name: INSPIRA MEDICAL CENTER VINELAND							
2023294249	MEDICAL ONLY	01/18/2023	PLEASANTVILLE CITY	M-ACUTE CARE HOSPITAL	\$139.00	2023-2023	Loss
Check Amount:					\$139.00		
Check Number: 41650      Check Date: 04/25/2023      Payee Name: BACHARACH INSTITUTE FOR REHABILITATION, INC							
2022247283	INDEMNITY	09/05/2021	EGG HARBOR TOWNSHIP	M-PHYSICIAN FEES	\$59.80	2021-2021	Loss
Check Amount:					\$59.80		
Check Number: 41651      Check Date: 04/25/2023      Payee Name: SHORE MEDICAL CENTER							
2021229484	INDEMNITY	02/10/2021	ABSECON CITY	M-ACUTE CARE HOSPITAL	\$20,242.91	2021-2021	Loss
2023294122	INDEMNITY	01/19/2023	EGG HARBOR TOWNSHIP	M-ACUTE CARE HOSPITAL	\$2,106.00	2023-2023	Loss

Processed Date: Apr 1, 2023 through Apr 30, 2023  
Date Of Loss: All  
Insured Name(s): All  
Bank Account(s): 1000409678

Insurance Type(s): All  
Claimant Type(s): All  
Coverage(s): 152

Page 40 of 46  
Run Date: 5/2/2023 15:00:33  
Cognos Version 1.0



## Check Register

Insurer: AJF-ATL.JOINT INS.FUND

Claim Number	Claimant Type	DOL	Insured Name	Transaction Type	Payment Amount	Policy Period	Payment Type
Check Amount:					\$22,348.91		
Check Number: 41652      Check Date: 04/25/2023      Payee Name: TWIN BORO PHYSICAL THERAPY ASSOCIATES PA							
2022272287	INDEMNITY	05/05/2022	HAMILTON TOWNSHIP	M-PHYSICIAN FEES	\$600.00	2022-2022	Loss
2022274139	INDEMNITY	05/24/2022	PLEASANTVILLE CITY	M-PHYSICIAN FEES	\$240.00	2022-2022	Loss
2022275475	INDEMNITY	06/06/2022	EGG HARBOR TOWNSHIP	M-PHYSICIAN FEES	\$80.00	2022-2022	Loss
2023279959	INDEMNITY	08/02/2022	HAMILTON TOWNSHIP	M-PHYSICIAN FEES	\$320.00	2022-2022	Loss
2023286075	INDEMNITY	10/14/2022	NORTHFIELD CITY	M-PHYSICIAN FEES	\$160.00	2022-2022	Loss
2023288059	INDEMNITY	10/26/2022	EGG HARBOR TOWNSHIP	M-PHYSICIAN FEES	\$80.00	2022-2022	Loss
2023290493	INDEMNITY	12/05/2022	GALLOWAY TOWNSHIP	M-PHYSICIAN FEES	\$320.00	2022-2022	Loss
2023292487	INDEMNITY	12/29/2022	SOMERS POINT CITY	M-PHYSICIAN FEES	\$400.00	2022-2022	Loss
2023292862	INDEMNITY	11/17/2022	EGG HARBOR TOWNSHIP	M-PHYSICIAN FEES	\$160.00	2022-2022	Loss
2023294910	INDEMNITY	01/29/2023	HAMILTON TOWNSHIP	M-PHYSICIAN FEES	\$240.00	2023-2023	Loss
2023295799	INDEMNITY	01/23/2023	EGG HARBOR TOWNSHIP	M-PHYSICIAN FEES	\$160.00	2023-2023	Loss
2023296228	INDEMNITY	02/09/2023	WEYMOUTH TOWNSHIP	M-PHYSICIAN FEES	\$240.00	2023-2023	Loss
2023296311	INDEMNITY	02/09/2023	EGG HARBOR TOWNSHIP	M-PHYSICIAN FEES	\$160.00	2023-2023	Loss
2023297803	INDEMNITY	03/02/2023	NORTHFIELD CITY	M-PHYSICIAN FEES	\$240.00	2023-2023	Loss
2023298228	MEDICAL ONLY	02/14/2023	VENTNOR CITY	M-PHYSICIAN FEES	\$400.00	2023-2023	Loss
Check Amount:					\$3,800.00		
Check Number: 41653      Check Date: 04/25/2023      Payee Name: SHORE ORTHOPAEDIC UNIVERSITY ASSOCIATES							
2020182327	INDEMNITY	08/27/2019	WILDWOOD CITY	M-ORTHO/NEURO FEES	\$90.90	2019-2019	Loss
Check Amount:					\$90.90		
Check Number: 41654      Check Date: 04/25/2023      Payee Name: CAPE EMERGENCY PHYSICIANS, PA							
2023294034	INDEMNITY	01/19/2023	STONE HARBOR BOROUGH	M-PHYSICIAN FEES	\$1,111.12	2023-2023	Loss
2023295622	INDEMNITY	02/06/2023	STONE HARBOR BOROUGH	M-PHYSICIAN FEES	\$611.00	2023-2023	Loss
Check Amount:					\$1,722.12		
Check Number: 41655      Check Date: 04/25/2023      Payee Name: CAPE RADIOLOGY							
2023278025	INDEMNITY	07/12/2022	WEST WILDWOOD BOROUGH	M-DIAGNOSTICS	\$43.50	2022-2022	Loss
Check Amount:					\$43.50		
Check Number: 41656      Check Date: 04/25/2023      Payee Name: ATLANTICARE CLINICAL LABORATORY							

Processed Date: Apr 1, 2023 through Apr 30, 2023  
Date Of Loss: All  
Insured Name(s): All  
Bank Account(s): 1000409678

Insurance Type(s): All  
Claimant Type(s): All  
Coverage(s): All

153

Page 41 of 46  
Run Date: 5/2/2023 15:00:33  
Cognos Version 1.0



## Check Register

Insurer: AJF-ATL.JOINT INS.FUND

Claim Number	Claimant Type	DOL	Insured Name	Transaction Type	Payment Amount	Policy Period	Payment Type
2023277935	INDEMNITY	07/11/2022	SOMERS POINT CITY	M-OTHER PROVIDER FEES	\$109.00	2022-2022	Loss
Check Amount:					\$109.00		
Check Number: 41657      Check Date: 04/25/2023      Payee Name: CHC PAIN MANAGEMENT CENTER PA							
2021214063	INDEMNITY	09/04/2020	WILDWOOD CITY	M-PAIN MANAGEMENT	\$342.55	2020-2020	Loss
Check Amount:					\$342.55		
Check Number: 41658      Check Date: 04/25/2023      Payee Name: MATTHEW J PITERA MD PA							
2022274139	INDEMNITY	05/24/2022	PLEASANTVILLE CITY	M-BEHAVIORAL HEALTH	\$450.00	2022-2022	Loss
2022274141	INDEMNITY	05/24/2022	PLEASANTVILLE CITY	M-BEHAVIORAL HEALTH	\$450.00	2022-2022	Loss
Check Amount:					\$900.00		
Check Number: 41659      Check Date: 04/25/2023      Payee Name: COASTAL PHYSICIANS & SURGEONS, P.C.							
2022276965	INDEMNITY	06/24/2022	WILDWOOD CITY	M-ORTHO/NEURO FEES	\$15,354.84	2022-2022	Loss
Check Amount:					\$15,354.84		
Check Number: 41660      Check Date: 04/25/2023      Payee Name: ATLANTIC PHYSICAL THERAPY CENTER							
2022259080	INDEMNITY	01/04/2022	STONE HARBOR BOROUGH	M-PHYSICIAN FEES	\$800.00	2022-2022	Loss
Check Amount:					\$800.00		
Check Number: 41661      Check Date: 04/25/2023      Payee Name: NovaCare Rehabilitation							
2022274887	INDEMNITY	05/11/2022	PLEASANTVILLE CITY	M-PHYSICIAN FEES	\$196.00	2022-2022	Loss
2023294122	INDEMNITY	01/19/2023	EGG HARBOR TOWNSHIP	M-PHYSICIAN FEES	\$294.00	2023-2023	Loss
Check Amount:					\$490.00		
Check Number: 41662      Check Date: 04/25/2023      Payee Name: ATLANTIC RADIOLOGISTS PROFESSIONAL ASSOCIATION, LLC							
2023295622	INDEMNITY	02/06/2023	STONE HARBOR BOROUGH	M-PHYSICIAN FEES	\$14.89	2023-2023	Loss
Check Amount:					\$14.89		
Check Number: 41663      Check Date: 04/25/2023      Payee Name: VIRTUA MEDICAL GROUP, PA							
2023298388	MEDICAL ONLY	03/07/2023	DENNIS TOWNSHIP	M-ORTHO/NEURO FEES	\$227.70	2023-2023	Loss
Check Amount:					\$227.70		
Check Number: 41664      Check Date: 04/25/2023      Payee Name: CAPE REGIONAL URGENT CARE							
2023301093	MEDICAL ONLY	04/07/2023	WILDWOOD CITY	M-URGENT CARE CENTER	\$119.36	2023-2023	Loss
Check Amount:					\$119.36		
Check Number: 41665      Check Date: 04/25/2023      Payee Name: SHORE URGENT CARE							

Processed Date: Apr 1, 2023 through Apr 30, 2023  
Date Of Loss: All  
Insured Name(s): All  
Bank Account(s): 1000409678

Insurance Type(s): All  
Claimant Type(s): All  
Coverage(s): 154

Page 42 of 46  
Run Date: 5/2/2023 15:00:33  
Cognos Version 1.0



## Check Register

Insurer: AJF-ATL.JOINT INS.FUND

Claim Number	Claimant Type	DOL	Insured Name	Transaction Type	Payment Amount	Policy Period	Payment Type
2023297803	INDEMNITY	03/02/2023	NORTHFIELD CITY	M-URGENT CARE CENTER	\$140.00	2023-2023	Loss
2023298725	MEDICAL ONLY	03/08/2023	MARGATE CITY	M-URGENT CARE CENTER	\$140.00	2023-2023	Loss
2023298952	MEDICAL ONLY	03/15/2023	MARGATE CITY	M-OCCUPATIONAL MEDICINE	\$280.00	2023-2023	Loss
Check Amount:					\$560.00		
Check Number: 41666      Check Date: 04/25/2023      Payee Name: PREMIER ORTHOPAEDIC & SPORTS MEDICINE ASSOCIATES OF SNJ LLC							
2022274139	INDEMNITY	05/24/2022	PLEASANTVILLE CITY	M-ORTHO/NEURO FEES	\$132.13	2022-2022	Loss
2023282901	INDEMNITY	09/12/2022	LOWER TOWNSHIP	M-ORTHO/NEURO FEES	\$259.04	2022-2022	Loss
2023288795	INDEMNITY	11/12/2022	SEA ISLE CITY	M-OCCUPATIONAL MEDICINE	\$284.96	2022-2022	Loss
2023290493	INDEMNITY	12/05/2022	GALLOWAY TOWNSHIP	M-ORTHO/NEURO FEES	\$512.99	2022-2022	Loss
2023291543	INDEMNITY	12/18/2022	MILLVILLE CITY	M-OCCUPATIONAL MEDICINE	\$176.18	2022-2022	Loss
2023294249	MEDICAL ONLY	01/18/2023	PLEASANTVILLE CITY	M-ORTHO/NEURO FEES	\$171.36	2023-2023	Loss
2023295249	MEDICAL ONLY	01/27/2023	MILLVILLE CITY	M-OCCUPATIONAL MEDICINE	\$311.89	2023-2023	Loss
2023295623	MEDICAL ONLY	02/06/2023	MILLVILLE CITY	M-OCCUPATIONAL MEDICINE	\$105.71	2023-2023	Loss
Check Amount:					\$1,954.26		
Check Number: 41667      Check Date: 04/25/2023      Payee Name: ATLANTICARE PHYSICIAN GROUP P A							
2023296459	INDEMNITY	02/14/2023	GALLOWAY TOWNSHIP	M-OCCUPATIONAL MEDICINE	\$104.76	2023-2023	Loss
Check Amount:					\$104.76		
Check Number: 41668      Check Date: 04/25/2023      Payee Name: TOWNSHIP OF HAMILTON RESCUE							
2023296685	MEDICAL ONLY	02/15/2023	GALLOWAY TOWNSHIP	M-OTHER PROVIDER FEES	\$1,009.10	2023-2023	Loss
Check Amount:					\$1,009.10		
Check Number: 41669      Check Date: 04/25/2023      Payee Name: ALIGN DIRECT BILL LLC							
2023282992	MEDICAL ONLY	09/13/2022	AVALON BOROUGH	M-PHYSICIAN FEES	\$522.49	2022-2022	Loss
Check Amount:					\$522.49		
Check Number: 41670      Check Date: 04/25/2023      Payee Name: ATLANTICARE REGIONAL MEDICAL CENTER							
2023300614	MEDICAL ONLY	04/02/2023	GALLOWAY TOWNSHIP	M-ACUTE CARE HOSPITAL	\$2,511.00	2023-2023	Loss
2023300987	MEDICAL ONLY	04/03/2023	HAMILTON TOWNSHIP	M-ACUTE CARE HOSPITAL	\$2,511.00	2023-2023	Loss
Check Amount:					\$5,022.00		
Check Number: 41671      Check Date: 04/25/2023      Payee Name: WORKERS COMP PSYCH NET							
2021214063	INDEMNITY	09/04/2020	WILDWOOD CITY	M-BEHAVIORAL HEALTH	\$650.00	2020-2020	Loss

Processed Date: Apr 1, 2023 through Apr 30, 2023  
Date Of Loss: All  
Insured Name(s): All  
Bank Account(s): 1000409678

Insurance Type(s): All  
Claimant Type(s): All  
Coverage(s): 155

Page 43 of 46  
Run Date: 5/2/2023 15:00:33  
Cognos Version 1.0





## Check Register

Insurer: AJF-ATL.JOINT INS.FUND

Claim Number	Claimant Type	DOL	Insured Name	Transaction Type	Payment Amount	Policy Period	Payment Type
Check Amount:					\$650.00		
Check Number: 41672      Check Date: 04/25/2023      Payee Name: SPECTRUM FITNESS LLC							
2023290740	INDEMNITY	12/08/2022	VENTNOR CITY	M-PHYSICIAN FEES	\$106.00	2022-2022	Loss
Check Amount:					\$106.00		
Check Number: 41673      Check Date: 04/25/2023      Payee Name: JAG-ONE PHYSICAL THERAPY LLC							
2023287795	MEDICAL ONLY	11/01/2022	LOWER TOWNSHIP	M-PHYSICIAN FEES	\$189.00	2022-2022	Loss
2023298388	MEDICAL ONLY	03/07/2023	DENNIS TOWNSHIP	M-PHYSICIAN FEES	\$153.00	2023-2023	Loss
2023298397	MEDICAL ONLY	03/08/2023	OCEAN CITY	M-PHYSICIAN FEES	\$90.00	2023-2023	Loss
Check Amount:					\$432.00		
Check Number: 41674      Check Date: 04/25/2023      Payee Name: myMATRIXX							
2021228131	INDEMNITY	01/26/2021	OCEAN CITY	M-PHARMACY	\$6.21	2021-2021	Loss
2021229484	INDEMNITY	02/10/2021	ABSECON CITY	M-PHARMACY	\$39.39	2021-2021	Loss
Check Amount:					\$45.60		
Check Number: 41675      Check Date: 04/25/2023      Payee Name: ORTHONJ, LLC							
2020194275	INDEMNITY	01/10/2020	LOWER TOWNSHIP	M-ORTHO/NEURO FEES	\$125.59	2020-2020	Loss
2021228131	INDEMNITY	01/26/2021	OCEAN CITY	M-ORTHO/NEURO FEES	\$11.07	2021-2021	Loss
2023279959	INDEMNITY	08/02/2022	HAMILTON TOWNSHIP	M-ORTHO/NEURO FEES	\$125.59	2022-2022	Loss
2023290862	INDEMNITY	12/09/2022	SEA ISLE CITY	M-ORTHO/NEURO FEES	\$2,264.35	2022-2022	Loss
2023297016	INDEMNITY	02/18/2023	GALLOWAY TOWNSHIP	M-ORTHO/NEURO FEES	\$85.32	2023-2023	Loss
2023297803	INDEMNITY	03/02/2023	NORTHFIELD CITY	M-PHYSICIAN FEES	\$85.32	2023-2023	Loss
2023298567	MEDICAL ONLY	03/02/2023	PLEASANTVILLE CITY	M-ORTHO/NEURO FEES	\$312.12	2023-2023	Loss
2023298701	INDEMNITY	03/08/2023	BRIGANTINE CITY	M-ORTHO/NEURO FEES	\$125.59	2023-2023	Loss
2023298708	MEDICAL ONLY	03/10/2023	WILDWOOD CITY	M-ORTHO/NEURO FEES	\$85.32	2023-2023	Loss
Check Amount:					\$3,220.27		
Check Number: 41676      Check Date: 04/25/2023      Payee Name: STRIVE PHYSICAL THERAPY SPECIALISTS, LLC							
2020191229	INDEMNITY	11/29/2019	HAMILTON TOWNSHIP	M-PHYSICIAN FEES	\$160.00	2019-2019	Loss
2023297016	INDEMNITY	02/18/2023	GALLOWAY TOWNSHIP	M-PHYSICIAN FEES	\$80.00	2023-2023	Loss
2023298952	MEDICAL ONLY	03/15/2023	MARGATE CITY	M-PHYSICIAN FEES	\$320.00	2023-2023	Loss
Check Amount:					\$560.00		

Processed Date: Apr 1, 2023 through Apr 30, 2023  
Date Of Loss: All  
Insured Name(s): All  
Bank Account(s): 1000409678

Insurance Type(s): All  
Claimant Type(s): All  
Coverage(s): 156

Page 44 of 46  
Run Date: 5/2/2023 15:00:33  
Cognos Version 1.0





**Adjustment Register**  
Insurer: AJF-ATL-JOINT INS.FUND

Payment Method Type: Reimbursement

Check Number	Check Date	Claim Number	Processed Date	Claimant Type	DOL	Transaction Type	Payee Name	Insured Name	Examiner	Policy Period	Payment Type	Payment Amount
		2019176814	04/18/2023	INDEMNITY	06/18/2019	M-PHARMACY	myMATRIXX	PLEASANTVILLE CITY	Bryana Suggs	2019-2019	Loss	(\$32.89)
		2020181183	04/18/2023	INDEMNITY	07/09/2019	M-PHARMACY	myMATRIXX	ABSECON CITY	Courtney Chialastri	2019-2019	Loss	(\$22.20)
		2020182017	04/18/2023	INDEMNITY	08/22/2019	M-PHARMACY	myMATRIXX	PLEASANTVILLE CITY	Mary Jane Tomasello	2019-2019	Loss	(\$34.11)
		2020187019	04/18/2023	INDEMNITY	10/11/2019	M-PHARMACY	myMATRIXX	HAMILTON TOWNSHIP	Mary Jane Tomasello	2019-2019	Loss	(\$2,180.01)
		2020190844	04/18/2023	INDEMNITY	11/15/2019	M-PHARMACY	myMATRIXX	PLEASANTVILLE CITY	Kaitlyn Leonard	2019-2019	Loss	(\$77.59)
		2020190845	04/18/2023	INDEMNITY	11/15/2019	M-PHARMACY	myMATRIXX	PLEASANTVILLE CITY	Kaitlyn Leonard	2019-2019	Loss	(\$82.65)
		2020193225	04/18/2023	INDEMNITY	12/24/2019	M-PHARMACY	myMATRIXX	PLEASANTVILLE CITY	Alexandria McMurren	2019-2019	Loss	(\$35.99)
		2020195338	04/18/2023	INDEMNITY	01/23/2020	M-PHARMACY	myMATRIXX	MIDDLE TOWNSHIP	Alexandria McMurren	2020-2020	Loss	(\$23.21)
		2020207541	04/18/2023	INDEMNITY	06/11/2020	M-PHARMACY	myMATRIXX	OCEAN CITY	Alexandria McMurren	2020-2020	Loss	(\$30.99)
		2021210129	04/18/2023	INDEMNITY	07/14/2020	M-PHARMACY	myMATRIXX	BRIGANTINE CITY	Kaitlyn Leonard	2020-2020	Loss	(\$118.41)
		2021214267	04/18/2023	INDEMNITY	08/17/2020	M-PHARMACY	myMATRIXX	MILLVILLE CITY	Alexandria McMurren	2020-2020	Loss	(\$117.53)
		2021219399	04/18/2023	INDEMNITY	10/30/2020	M-PHARMACY	myMATRIXX	BRIGANTINE CITY	Alexandria McMurren	2020-2020	Loss	(\$56.15)
		2021219674	04/18/2023	INDEMNITY	11/08/2020	M-PHARMACY	myMATRIXX	PLEASANTVILLE CITY	Kaitlyn Leonard	2020-2020	Loss	(\$24.59)
		2021228131	04/18/2023	INDEMNITY	01/26/2021	M-PHARMACY	myMATRIXX	OCEAN CITY	Alexandria McMurren	2021-2021	Loss	(\$82.83)
		2021229484	04/18/2023	INDEMNITY	02/10/2021	M-PHARMACY	myMATRIXX	ABSECON CITY	Courtney Chialastri	2021-2021	Loss	(\$32.89)
		2021233791	04/18/2023	INDEMNITY	03/26/2021	M-PHARMACY	myMATRIXX	GALLOWAY TOWNSHIP	Alexandria McMurren	2021-2021	Loss	(\$69.17)
		2021234267	04/18/2023	INDEMNITY	04/03/2021	M-PHARMACY	myMATRIXX	PLEASANTVILLE CITY	Mary Jane Tomasello	2021-2021	Loss	(\$545.76)
		2022243031	04/18/2023	INDEMNITY	07/15/2021	M-PHARMACY	myMATRIXX	UPPER TOWNSHIP	Mary Jane Tomasello	2021-2021	Loss	(\$52.69)
		2023282696	04/06/2023	INDEMNITY	09/12/2022	M-ORTHO/NEURO FEES	FERNANDO J. DELASOTTA MD	MIDDLE TOWNSHIP	Bryana Suggs	2022-2022	Loss	(\$760.00)
		2023290794	04/20/2023	BLDG/CONTENT	12/08/2022	E-APPRAISERS PR	LEO PETETTI LLC	SOMERS POINT CITY	Tanya Johnson	2022-2022	Expense	(\$135.00)
<b>Reimbursement Total:</b>										<b>28</b>		<b>(\$4,514.66)</b>



Adjustment Register  
Insurer: AJF-ATL-JOINT INS.FUND

Payment Method Type: Void

Check Number	Check Date	Claim Number	Processed Date	Claimant Type	DOL	Transaction Type	Payee Name	Insured Name	Examiner	Policy Period	Payment Type	Payment Amount
38641	08/09/2022	2021229492	04/13/2023	INDEMNITY	02/07/2021	M-OTHER PROVIDER FEES	CLARITY LABORATORIES LLC	NORTHFIELD CITY	Courtney Chialastri	2021-2021	Loss	(\$150.00)
39953	12/06/2022	2023290193	04/10/2023	1ST PARTY COLL PD	10/05/2022	M-MISC MED(WC) & PD (NON-WC) PR COLL	JOEBOY INC T/A ACTION AUTO BODY	HAMILTON TOWNSHIP	Colleen Mortellite	2022-2022	Loss	(\$1,729.86)
40369	01/10/2023	2021239940	04/10/2023	1ST PARTY COLL PD	06/04/2021	M-MISC MED(WC) & PD (NON-WC) PR COLL	GALLOWAY TOWNSHIP	GALLOWAY TOWNSHIP	Diane Payne	2021-2021	Loss	(\$504.30)
41212	03/21/2023	2023289568	04/21/2023	3RD PARTY PD	11/21/2022	M-MISC MED(WC) & PD (NON-WC) AL PD	Hadassa Pierre	SOMERS POINT CITY	Stacey Mauceri	2022-2022	Loss	(\$500.00)
41487	04/11/2023	2023290877	04/20/2023	1ST PARTY COLL PD	12/02/2022	M-MISC MED(WC) & PD (NON-WC) PR COLL	OCEAN CITY	OCEAN CITY	Tanya Johnson	2022-2022	Loss	(\$3,379.82)
Void Total:									5			(\$6,263.98)
Grand Total:									33			(\$10,778.64)
Reimbursement Total:									28			(\$4,514.66)
Reversal Total:									0			\$0.00
Reverse/Copy Total:									0			\$0.00
Stop Pay Total:									0			\$0.00
Void Total:									5			(\$6,263.98)



## Check Register

Insurer: AJF-ATL.JOINT INS.FUND

Claim Number	Claimant Type	DOL	Insured Name	Transaction Type	Payment Amount	Policy Period	Payment Type
Check Number: 41677      Check Date: 04/25/2023      Payee Name: ORTHONJ, LLC							
2020179236	INDEMNITY	07/19/2019	OCEAN CITY	M-ORTHO/NEURO FEES	\$327.97	2019-2019	Loss
2023287795	MEDICAL ONLY	11/01/2022	LOWER TOWNSHIP	M-ORTHO/NEURO FEES	\$121.97	2022-2022	Loss
2023292487	INDEMNITY	12/29/2022	SOMERS POINT CITY	M-ORTHO/NEURO FEES	\$121.97	2022-2022	Loss
2023294122	INDEMNITY	01/19/2023	EGG HARBOR TOWNSHIP	M-ORTHO/NEURO FEES	\$483.36	2023-2023	Loss
2023300629	INDEMNITY	04/02/2023	EGG HARBOR TOWNSHIP	M-ORTHO/NEURO FEES	\$424.87	2023-2023	Loss
2023300935	MEDICAL ONLY	04/04/2023	OCEAN CITY	M-ORTHO/NEURO FEES	\$232.42	2023-2023	Loss
Check Amount:					\$1,712.56		
Check Number: 41678      Check Date: 04/25/2023      Payee Name: SOCIETY HILL ANESTHESIA CONSULTANTS							
2023286075	INDEMNITY	10/14/2022	NORTHFIELD CITY	M-PHYSICIAN FEES	\$1,146.00	2022-2022	Loss
Check Amount:					\$1,146.00		
Check Number: 41679      Check Date: 04/25/2023      Payee Name: QUALCARE INC							
2023301160	MEDICAL ONLY	04/10/2023	EGG HARBOR TOWNSHIP	M-MEDICAL REHAB/NON VOCATIONAL WC	\$555.00	2023-2023	Loss
2023301475	MEDICAL ONLY	04/11/2023	GALLOWAY TOWNSHIP	M-MEDICAL REHAB/NON VOCATIONAL WC	\$555.00	2023-2023	Loss
2023301497	MEDICAL ONLY	04/14/2023	SEA ISLE CITY	M-MEDICAL REHAB/NON VOCATIONAL WC	\$555.00	2023-2023	Loss
2023301499	MEDICAL ONLY	04/14/2023	SEA ISLE CITY	M-MEDICAL REHAB/NON VOCATIONAL WC	\$555.00	2023-2023	Loss
2023301502	MEDICAL ONLY	04/14/2023	SEA ISLE CITY	M-MEDICAL REHAB/NON VOCATIONAL WC	\$555.00	2023-2023	Loss
2023301506	MEDICAL ONLY	04/14/2023	SEA ISLE CITY	M-MEDICAL REHAB/NON VOCATIONAL WC	\$555.00	2023-2023	Loss
2023301579	MEDICAL ONLY	04/06/2023	STONE HARBOR BOROUGH	M-MEDICAL REHAB/NON VOCATIONAL WC	\$555.00	2023-2023	Loss
2023301883	MEDICAL ONLY	04/18/2023	EGG HARBOR TOWNSHIP	M-MEDICAL REHAB/NON VOCATIONAL WC	\$555.00	2023-2023	Loss
2023301993	MEDICAL ONLY	04/20/2023	WILDWOOD CITY	M-MEDICAL REHAB/NON VOCATIONAL WC	\$555.00	2023-2023	Loss
2023302053	MEDICAL ONLY	03/23/2023	MILLVILLE CITY	M-MEDICAL REHAB/NON VOCATIONAL WC	\$555.00	2023-2023	Loss
2023302058	MEDICAL ONLY	04/20/2023	WILDWOOD CITY	M-MEDICAL REHAB/NON VOCATIONAL WC	\$555.00	2023-2023	Loss
2023302072	MEDICAL ONLY	04/21/2023	PLEASANTVILLE CITY	M-MEDICAL REHAB/NON VOCATIONAL WC	\$555.00	2023-2023	Loss
Check Amount:					\$6,660.00		



## Check Register

Insurer: AJF-ATL.JOINT INS.FUND

Claim Number	Claimant Type	DOL	Insured Name	Transaction Type	Payment Amount	Policy Period	Payment Type
<b>Total of ATLANTIC CNTY JIF IV Account</b>							
Number of Checks:	318			Total Payments:	\$913,539.64		
Number of Payments:	875			First Check Number:	41362		
Expense Payments:	\$27,643.59			Last Check Number:	41679		
Legal Payments:	\$106,240.70						
Loss Payments:	\$779,655.35						
<b>Grand Total</b>							
Number of Checks:	318			Total Payments:	\$913,539.64		
Number of Payments:	875			First Check Number:	41362		
Expense Payments:	\$27,643.59			Last Check Number:	41679		
Legal Payments:	\$106,240.70						
Loss Payments:	\$779,655.35						

SUBROGATION BY YEAR  
AND ADJUSTMENT RECEIPTS PER MONTH

DESCRIPTION	TOTAL	JANUARY	FEBRUARY	MARCH	APRIL	MAY	JUNE	JULY	AUGUST	SEPTEMBER	OCTOBER	NOVEMBER	DECEMBER
<b>RECOVERY REGISTER</b>													
EXCESS REIMBURSEMENTS	\$ -												
SUBROGATION	\$ 248,073.71	\$ 12,705.20	\$ 34,455.48	\$ 62,636.11	\$ 138,276.92								
REFUNDS	\$ -												
ALL OTHER	\$ 3,000.00		\$ 3,000.00										
TOTALS	\$ 251,073.71	\$ 12,705.20	\$ 37,455.48	\$ 62,636.11	\$ 138,276.92	\$ -	\$ -	\$ -	\$ -	\$ -	\$ -	\$ -	\$ -
<b>ADJUSTMENT REGISTER: TOTAL</b>													
	\$ 5,255.98		\$ 500.00	\$ 241.32	\$ 4,514.66								
<b>OTHER RECEIPTS</b>													
DUE RCF	\$ 2,496.00				\$ 2,496.00								
	\$ -												
	\$ -												
INVESTMENTS REDEEMED	\$ -												
	\$ 2,496.00	\$ -	\$ -	\$ -	\$ 2,496.00	\$ -	\$ -	\$ -	\$ -	\$ -	\$ -	\$ -	\$ -
<b>INTEREST: INVESTORS BANK</b>													
	\$ 39,279.70	\$ 11,241.19	\$ 10,038.98	\$ 10,262.10	\$ 7,737.43								
<b>ASSESSMENTS:</b>													
PRIOR YEAR	\$ -												
CURRENT YEAR	\$ 5,502,263.33	\$ 1,090,187.00	\$ 2,429,503.00		\$ 1,982,573.33								
	\$ 5,502,263.33	\$ 1,090,187.00	\$ 2,429,503.00	\$ -	\$ 1,982,573.33	\$ -	\$ -	\$ -	\$ -	\$ -	\$ -	\$ -	\$ -
<b>TOTAL</b>													
	\$ 5,800,368.72	\$ 1,114,133.39	\$ 2,477,497.46	\$ 73,139.53	\$ 2,135,598.34	\$ -	\$ -	\$ -	\$ -	\$ -	\$ -	\$ -	\$ -
CHECK EQUAL -0-	\$ -												
BANK STATEMENT=	\$ 5,800,368.72												
CHECK EQUAL -0-	\$ -												
<b>RECOVERY REGISTER</b>													
<b>SUBROGATION BY YEAR</b>													
2023	\$ 500.00			500									
2022	\$ 27,411.61		\$ 9,869.80	\$ 3,592.10	\$ 13,949.71								
2021	\$ 92,339.31	\$ 2,093.36	\$ 18,378.78	\$ 41,927.80	\$ 29,939.37								
2020	\$ 41,878.16	\$ 10,611.84	\$ 5,708.33	\$ 14,799.21	\$ 10,758.78								
2019	\$ 83,942.06		\$ 398.57	\$ 23.00	\$ 83,520.49								
2018	\$ -												
2017	\$ 1,794.00			\$ 1,794.00									
2016	\$ -												
2015	\$ -												
2014	\$ -												
2013	\$ 108.57				\$ 108.57								
2012	\$ 100.00		\$ 100.00										
2011	\$ -												
2010	\$ -												
2009	\$ -												
	\$ 248,073.71	\$ 12,705.20	\$ 34,455.48	\$ 62,636.11	\$ 138,276.92	\$ -	\$ -	\$ -	\$ -	\$ -	\$ -	\$ -	\$ -
<b>CHECK EQUAL -0-</b>													
	\$ -												
<b>REFUNDS AND OTHER</b>													
2023	\$ -												
2022	\$ 3,000.00		\$ 3,000.00										
2021	\$ -												
	\$ 3,000.00	\$ -	\$ 3,000.00	\$ -	\$ -	\$ -	\$ -	\$ -	\$ -	\$ -	\$ -	\$ -	\$ -
<b>CHECK EQUAL -0-</b>													
	\$ -												



## Recovery Register

Insurer: AJF-ATL.JOINT INS.FUND

Line: PROPERTY

Policy Period: 2013-2013

Check Number	Check Date	Claim Number	Processed Date	Claimant Type	DOL	Transaction Type	Payee Name	Insured Name	Examiner	Payment Type	Payment Amount
		001189736	04/06/2023	COMPREHENSIVE	12/04/2013	R-SUBROGATION COLL/COMP	FOLSOM BOROUGH	FOLSOM BOROUGH	Tanya Johnson	Loss	(\$9.87)
		001189736	04/06/2023	COMPREHENSIVE	12/04/2013	R-SUBROGATION COLL/COMP	FOLSOM BOROUGH	FOLSOM BOROUGH	Tanya Johnson	Loss	(\$9.87)
		001189736	04/06/2023	COMPREHENSIVE	12/04/2013	R-SUBROGATION COLL/COMP	FOLSOM BOROUGH	FOLSOM BOROUGH	Tanya Johnson	Loss	(\$9.87)
		001189736	04/06/2023	COMPREHENSIVE	12/04/2013	R-SUBROGATION COLL/COMP	FOLSOM BOROUGH	FOLSOM BOROUGH	Tanya Johnson	Loss	(\$9.87)
		001189736	04/06/2023	COMPREHENSIVE	12/04/2013	R-SUBROGATION COLL/COMP	FOLSOM BOROUGH	FOLSOM BOROUGH	Tanya Johnson	Loss	(\$19.74)
		001189736	04/06/2023	COMPREHENSIVE	12/04/2013	R-SUBROGATION COLL/COMP	FOLSOM BOROUGH	FOLSOM BOROUGH	Tanya Johnson	Loss	(\$9.87)
		001189736	04/06/2023	COMPREHENSIVE	12/04/2013	R-SUBROGATION COLL/COMP	FOLSOM BOROUGH	FOLSOM BOROUGH	Tanya Johnson	Loss	(\$9.87)
		001189736	04/06/2023	COMPREHENSIVE	12/04/2013	R-SUBROGATION COLL/COMP	FOLSOM BOROUGH	FOLSOM BOROUGH	Tanya Johnson	Loss	(\$9.87)
		001189736	04/06/2023	COMPREHENSIVE	12/04/2013	R-SUBROGATION COLL/COMP	FOLSOM BOROUGH	FOLSOM BOROUGH	Tanya Johnson	Loss	(\$19.74)
2013-2013 Total:									9		(\$108.57)
Excess Reimbursement Total:									0		\$0.00
Subrogation Total:									9		(\$108.57)
Refund Total:									0		\$0.00
All Other Total:									0		\$0.00

Policy Period: 2020-2020

Check Number	Check Date	Claim Number	Processed Date	Claimant Type	DOL	Transaction Type	Payee Name	Insured Name	Examiner	Payment Type	Payment Amount
		2021221250	04/02/2023	INLAND MARINE	10/31/2020	R-SUBROGATION OTR LOSS PR	SEA ISLE CITY	SEA ISLE CITY	Tanya Johnson	Loss	(\$208.33)
						2020-2020 Total:				1	(\$208.33)
						Excess Reimbursement Total:				0	\$0.00
						Subrogation Total:				1	(\$208.33)
						Refund Total:				0	\$0.00
						All Other Total:				0	\$0.00

Policy Period: 2021-2021

Check Number	Check Date	Claim Number	Processed Date	Claimant Type	DOL	Transaction Type	Payee Name	Insured Name	Examiner	Payment Type	Payment Amount
		2021238961	04/02/2023	1ST PARTY COLL PD	05/28/2021	R-SUBROGATION COLL/COMP	SEA ISLE CITY	SEA ISLE CITY	Tanya Johnson	Loss	(\$7,049.28)
		2021241968	04/05/2023	1ST PARTY COLL PD	06/30/2021	R-SUBROGATION COLL/COMP	HAMILTON TOWNSHIP	HAMILTON TOWNSHIP	Colleen Mortellite	Loss	(\$2,407.68)
		2021238970	04/05/2023	1ST PARTY COLL PD	05/29/2021	R-SUBROGATION COLL/COMP	MIDDLE TOWNSHIP	MIDDLE TOWNSHIP	Tanya Johnson	Loss	(\$15,928.91)
		2021226077	04/14/2023	1ST PARTY COLL PD	01/12/2021	R-SUBROGATION COLL/COMP	MIDDLE TOWNSHIP	MIDDLE TOWNSHIP	Tanya Johnson	Loss	(\$4,303.50)



## Recovery Register

Insurer: AJF-ATL.JOINT INS.FUND

Check Number	Check Date	Claim Number	Processed Date	Claimant Type	DOL	Transaction Type	Payee Name	Insured Name	Examiner	Payment Type	Payment Amount
2021-2021 Total:									4		(\$29,689.37)
Excess Reimbursement Total:									0		\$0.00
Subrogation Total:									4		(\$29,689.37)
Refund Total:									0		\$0.00
All Other Total:									0		\$0.00

### Policy Period: 2022-2022

Check Number	Check Date	Claim Number	Processed Date	Claimant Type	DOL	Transaction Type	Payee Name	Insured Name	Examiner	Payment Type	Payment Amount
		2023288657	04/02/2023	1ST PARTY COLL PD	11/09/2022	R-SUBROGATION COLL/COMP	SOMERS POINT CITY	SOMERS POINT CITY	Tanya Johnson	Loss	(\$3,274.10)
		2023287622	04/02/2023	1ST PARTY COLL PD	10/28/2022	R-SUBROGATION COLL/COMP	MARGATE CITY	MARGATE CITY	Tanya Johnson	Loss	(\$4,802.08)
2022-2022 Total:									2		(\$8,076.18)
Excess Reimbursement Total:									0		\$0.00
Subrogation Total:									2		(\$8,076.18)
Refund Total:									0		\$0.00
All Other Total:									0		\$0.00
PROPERTY Total:									16		(\$38,082.45)
Excess Reimbursement Total:									0		\$0.00
Subrogation Total:									16		(\$38,082.45)
Refund Total:									0		\$0.00
All Other Total:									0		\$0.00



**Recovery Register**  
**Insurer: AJF-ATL.JOINT INS.FUND**  
**Line: WORKERS COMPENSATION**

**Policy Period: 2019-2019**

Check Number	Check Date	Claim Number	Processed Date	Claimant Type	DOL	Transaction Type	Payee Name	Insured Name	Examiner	Payment Type	Payment Amount
		2019171198	04/02/2023	MEDICAL ONLY	04/12/2019	R-SUBROGATION MED	WILDWOOD CREST BOROUGH	WILDWOOD CREST BOROUGH	Shannon Cusac	Loss	(\$23.00)
		2020188835	04/02/2023	INDEMNITY	11/01/2019	R-SUBROGATION TTD	DENNIS TOWNSHIP	DENNIS TOWNSHIP	Alexandria McMurren	Loss	(\$18,906.00)
		2020188835	04/02/2023	INDEMNITY	11/01/2019	R-SUBROGATION MED	DENNIS TOWNSHIP	DENNIS TOWNSHIP	Alexandria McMurren	Loss	(\$53,022.81)
		2020193225	04/20/2023	INDEMNITY	12/24/2019	R-SUBROGATION TTD	PLEASANTVILLE CITY	PLEASANTVILLE CITY	Alexandria McMurren	Loss	(\$1,492.10)
		2020193225	04/20/2023	INDEMNITY	12/24/2019	R-SUBROGATION MED	PLEASANTVILLE CITY	PLEASANTVILLE CITY	Alexandria McMurren	Loss	(\$7,802.49)
		2020193225	04/20/2023	INDEMNITY	12/24/2019	R-SUBROGATION PPD	PLEASANTVILLE CITY	PLEASANTVILLE CITY	Alexandria McMurren	Loss	(\$2,274.09)
2019-2019 Total:									6		(\$83,520.49)
Excess Reimbursement Total:									0		\$0.00
Subrogation Total:									6		(\$83,520.49)
Refund Total:									0		\$0.00
All Other Total:									0		\$0.00

**Policy Period: 2020-2020**

Check Number	Check Date	Claim Number	Processed Date	Claimant Type	DOL	Transaction Type	Payee Name	Insured Name	Examiner	Payment Type	Payment Amount
		2021216399	04/02/2023	INDEMNITY	10/02/2020	R-SUBROGATION MED	MILLVILLE CITY	MILLVILLE CITY	Courtney Chialastri	Loss	(\$8,967.88)
		2021216399	04/02/2023	INDEMNITY	10/02/2020	R-SUBROGATION EXP WC	MILLVILLE CITY	MILLVILLE CITY	Courtney Chialastri	Expense	(\$1,582.57)
2020-2020 Total:									2		(\$10,550.45)
Excess Reimbursement Total:									0		\$0.00
Subrogation Total:									2		(\$10,550.45)
Refund Total:									0		\$0.00
All Other Total:									0		\$0.00

**Policy Period: 2021-2021**

Check Number	Check Date	Claim Number	Processed Date	Claimant Type	DOL	Transaction Type	Payee Name	Insured Name	Examiner	Payment Type	Payment Amount
		2022242390	04/05/2023	MEDICAL ONLY	07/07/2021	R-SUBROGATION MED	OCEAN CITY	OCEAN CITY	Shannon Cusac	Loss	(\$52.00)
		2022258289	04/06/2023	MEDICAL ONLY	12/26/2021	R-SUBROGATION MED	CAPE MAY CITY	CAPE MAY CITY	Shannon Cusac	Loss	(\$198.00)
2021-2021 Total:									2		(\$250.00)
Excess Reimbursement Total:									0		\$0.00
Subrogation Total:									2		(\$250.00)
Refund Total:									0		\$0.00
All Other Total:									0		\$0.00

**Policy Period: 2022-2022**

Processed Date: Apr 1, 2023 through Apr 30, 2023  
Date Of Loss: All  
Insured Name(s): All  
Bank Account(s): 1000409678

Insurance Type(s): All  
Claimant Type(s): All  
Coverage(s): All

164





## Recovery Register

Insurer: **AJF-ATL.JOINT INS.FUND**

Check Number	Check Date	Claim Number	Processed Date	Claimant Type	DOL	Transaction Type	Payee Name	Insured Name	Examiner	Payment Type	Payment Amount
		2022276455	04/02/2023	INDEMNITY	06/18/2022	R-SUBROGATION MED	CAPE MAY CITY	CAPE MAY CITY	Alexandria McMurren	Loss	(\$5,873.53)
										2022-2022 Total:	1 (\$5,873.53)
										Excess Reimbursement Total:	0 \$0.00
										Subrogation Total:	1 (\$5,873.53)
										Refund Total:	0 \$0.00
										All Other Total:	0 \$0.00
										WORKERS COMPENSATION Total:	11 (\$100,194.47)
										Excess Reimbursement Total:	0 \$0.00
										Subrogation Total:	11 (\$100,194.47)
										Refund Total:	0 \$0.00
										All Other Total:	0 \$0.00
										<b>Grand Total:</b>	<b>27 (\$138,276.92)</b>
										<b>Excess Reimbursement Total:</b>	<b>0 \$0.00</b>
										<b>Subrogation Total:</b>	<b>27 (\$138,276.92)</b>
										<b>Refund Total:</b>	<b>0 \$0.00</b>
										<b>All Other Total:</b>	<b>0 \$0.00</b>

***SECTION C***

***BUDGET STATUS  
REPORT***

Interest Allocation Flag 1=

SUMMARY OF CASH TRANSACTIONS												NEGATIVE INTEREST ADJUSTMENT	
FUND YEAR 2023												AMOUNT	REVISED TOTAL FOR INTEREST CALCULATION
Month Ending:	April	Property	Liability	Auto	Workers Comp	POL/EPL	Deductible	Cyber JIF	MEL	Admin	Contingency		
OPEN BALANCE		118,153.71	286,882.88	56,528.09	1,066,603.20	248,698.45	306,955.77	59,242.20	656,841.85	(1,147,319.00)	0.00	1,652,587.14	1,835,123.64
RECEIPTS													
Assessments		85,573.00	162,485.20	33,940.25	690,108.21	140,087.03	171,548.33	33,369.98	369,986.32	295,475.02	0.00	1,982,573.33	
Refunds		8,076.18	0.00	0.00	0.00	0.00	0.00	0.00	0.00	0.00	0.00	8,076.18	
Invest Pymnts		151.41	367.62	72.44	1,366.79	0.00	393.35	0.00	0.00	0.00	0.00	2,351.61	
Invest Adj		1.04	2.53	0.50	9.42	0.00	2.71	0.00	0.00	0.00	0.00	16.20	
Subtotal Invest		152.45	370.15	72.94	1,376.21	0.00	396.06	0.00	0.00	0.00	0.00	2,367.81	
Other *		0.00	0.00	0.00	0.00	0.00	0.00	0.00	0.00	0.00	0.00	0.00	
TOTAL		93,801.63	162,855.35	34,013.19	691,484.42	140,087.03	171,944.39	33,369.98	369,986.32	295,475.02	0.00	1,993,017.32	
EXPENSES												0.00	
Claims Transfers		59,200.45	0.00	0.00	97,386.83	0.00	0.00	0.00	0.00	0.00	0.00	156,587.28	
Expenses		0.00	0.00	0.00	0.00	0.00	0.00	0.00	0.00	1,264,074.18	0.00	1,264,074.18	
Other *		0.00	0.00	0.00	0.00	0.00	0.00	0.00	0.00	0.00	0.00	0.00	
TOTAL		59,200.45	0.00	0.00	97,386.83	0.00	0.00	0.00	0.00	1,264,074.18	0.00	1,420,661.46	
END BALANCE		152,754.89	449,738.23	90,541.27	1,660,700.79	388,785.47	478,900.16	92,612.18	1,026,828.17	(2,115,918.16)	0.00	2,224,943.00	

SUMMARY OF CASH TRANSACTIONS												NEGATIVE INTEREST ADJUSTMENT	
FUND YEAR 2022												AMOUNT	REVISED TOTAL FOR INTEREST CALCULATION
Month Ending:	April	Property	Liability	Auto	Workers Comp	POL/EPL	Deductible	Cyber JIF	MEL	Admin	Contingency		
OPEN BALANCE		95,251.80	1,785,647.25	340,912.19	3,987,517.25	(314,957.67)	1,726,218.88	0.00	(484,210.47)	1,472,790.25	366,669.85	8,975,839.33	9,775,007.47
RECEIPTS													
Assessments		0.00	0.00	0.00	0.00	0.00	0.00	0.00	0.00	0.00	0.00	0.00	
Refunds		0.00	0.00	0.00	5,873.53	0.00	0.00	0.00	0.00	0.00	0.00	5,873.53	
Invest Pymnts		122.06	2,288.21	436.86	5,109.78	0.00	2,212.05	0.00	0.00	1,887.30	469.87	12,526.13	
Invest Adj		0.84	15.76	3.01	35.20	0.00	15.24	0.00	0.00	13.00	3.24	86.29	
Subtotal Invest		122.90	2,303.97	439.87	5,144.98	0.00	2,227.29	0.00	0.00	1,900.30	473.11	12,612.42	
Other *		0.00	0.00	0.00	0.00	0.00	0.00	0.00	0.00	0.00	0.00	0.00	
TOTAL		122.90	2,303.97	439.87	11,018.51	0.00	2,227.29	0.00	0.00	1,900.30	473.11	18,485.95	
EXPENSES													
Claims Transfers		108,400.38	2,954.75	(500.00)	251,733.91	0.00	0.00	0.00	0.00	0.00	0.00	362,589.04	
Expenses		0.00	0.00	0.00	0.00	0.00	0.00	0.00	0.00	60,791.00	0.00	60,791.00	
Other *		0.00	0.00	0.00	0.00	0.00	0.00	0.00	0.00	0.00	0.00	0.00	
TOTAL		108,400.38	2,954.75	(500.00)	251,733.91	0.00	0.00	0.00	0.00	60,791.00	0.00	423,380.04	
END BALANCE		(13,025.68)	1,784,996.47	341,852.06	3,746,801.85	(314,957.67)	1,728,446.17	0.00	(484,210.47)	1,413,899.55	367,142.96	8,570,945.24	

SUMMARY OF CASH TRANSACTIONS												NEGATIVE INTEREST ADJUSTMENT	
FUND YEAR 2021												AMOUNT	REVISED TOTAL FOR INTEREST CALCULATION
Month Ending:	April	Property	Liability	Auto	Workers Comp	POL/EPL	Deductible	Cyber JIF	MEL	Admin	Contingency	TOTAL	
OPEN BALANCE		115,388.68	1,735,302.33	321,371.46	1,678,134.09	(45,923.53)	1,796,149.08	0.00	9,702.93	245,616.39	0.00	5,855,741.43	5,891,962.03
RECEIPTS													
Assessments		0.00	0.00	0.00	0.00	0.00	0.00	0.00	0.00	0.00	0.00	0.00	
Refunds		29,689.37	0.00	0.00	250.00	0.00	0.00	0.00	0.00	0.00	0.00	29,939.37	
Invest Pymnts		147.86	2,223.69	411.82	2,150.44	0.00	2,301.67	0.00	0.00	314.74	0.00	7,550.22	
Invest Adj		1.02	15.32	2.84	14.82	0.00	15.86	0.00	0.00	2.17	0.00	52.03	
Subtotal Invest		148.88	2,239.01	414.66	2,165.26	0.00	2,317.53	0.00	0.00	316.91	0.00	7,602.25	
Other *		0.00	0.00	0.00	0.00	0.00	0.00	0.00	0.00	0.00	0.00	0.00	
TOTAL		29,838.25	2,239.01	414.66	2,415.26	0.00	2,317.53	0.00	0.00	316.91	0.00	37,541.62	
EXPENSES													
Claims Transfers		2,055.70	3,527.23	0.00	121,611.71	0.00	0.00	0.00	0.00	0.00	0.00	127,194.64	
Expenses		0.00	0.00	0.00	0.00	0.00	0.00	0.00	0.00	0.00	0.00	0.00	
Other *		0.00	0.00	0.00	0.00	0.00	0.00	0.00	0.00	0.00	0.00	0.00	
TOTAL		2,055.70	3,527.23	0.00	121,611.71	0.00	0.00	0.00	0.00	0.00	0.00	127,194.64	
END BALANCE		143,171.23	1,734,014.11	321,786.12	1,558,937.64	(45,923.53)	1,798,466.61	0.00	9,702.93	245,933.30	0.00	5,766,088.41	

SUMMARY OF CASH TRANSACTIONS												NEGATIVE INTEREST ADJUSTMENT	
FUND YEAR 2020												AMOUNT	REVISED TOTAL FOR INTEREST CALCULATION
Month Ending:	April	Property	Liability	Auto	Workers Comp	POL/EPL	Deductible	Cyber JIF	MEL	Admin	Contingency	TOTAL	
OPEN BALANCE		147,905.88	1,489,929.45	224,421.94	1,265,197.51	(31,377.36)	1,883,939.04	0.00	38,620.11	134,712.11	37,260.78	5,190,609.46	5,183,366.71
RECEIPTS													
Assessments		0.00	0.00	0.00	0.00	0.00	0.00	0.00	0.00	0.00	0.00	0.00	
Refunds		208.33	0.00	0.00	10,550.45	0.00	0.00	0.00	0.00	0.00	0.00	10,758.78	
Invest Pymnts		189.53	1,909.26	287.58	1,621.28	0.00	2,414.16	0.00	0.00	172.63	47.75	6,642.19	
Invest Adj		1.31	13.15	1.98	11.17	0.00	16.63	0.00	0.00	1.19	0.33	45.76	
Subtotal Invest		190.84	1,922.41	289.56	1,632.45	0.00	2,430.79	0.00	0.00	173.82	48.08	6,687.95	
Other *		0.00	0.00	0.00	0.00	0.00	0.00	0.00	0.00	0.00	0.00	0.00	
TOTAL		399.17	1,922.41	289.56	12,182.90	0.00	2,430.79	0.00	0.00	173.82	48.08	17,446.73	
EXPENSES													
Claims Transfers		0.00	53,101.14	1,513.00	42,224.13	0.00	0.00	0.00	0.00	0.00	0.00	96,838.27	
Expenses		0.00	0.00	0.00	0.00	0.00	0.00	0.00	0.00	0.00	0.00	0.00	
Other *		0.00	0.00	0.00	0.00	0.00	0.00	0.00	0.00	0.00	0.00	0.00	
TOTAL		0.00	53,101.14	1,513.00	42,224.13	0.00	0.00	0.00	0.00	0.00	0.00	96,838.27	
END BALANCE		148,305.05	1,438,750.72	223,198.50	1,235,156.28	(31,377.36)	1,886,369.83	0.00	38,620.11	134,885.93	37,308.86	5,111,217.92	

SUMMARY OF CASH TRANSACTIONS												NEGATIVE INTEREST ADJUSTMENT	
FUND YEAR	2019											AMOUNT	REVISED TOTAL FOR INTEREST CALCULATION
Month Ending:	April	Property	Liability	Auto	Workers Comp	POL/EPL	Deductible	Cyber JIF	MEL	Admin	Contingency		
OPEN BALANCE		208,015.62	1,242,569.96	201,670.33	(630,975.24)	8,562.32	1,940,030.76	0.00	13,043.71	209,066.08	0.00	3,191,983.54	3,801,352.75
RECEIPTS													
Assessments		0.00	0.00	0.00	0.00	0.00	0.00	0.00	0.00	0.00	0.00	0.00	
Refunds		0.00	0.00	0.00	83,520.49	0.00	0.00	0.00	0.00	0.00	0.00	83,520.49	
Invest Pymnts		266.56	1,592.28	258.43	0.00	0.00	2,486.04	0.00	0.00	267.91	0.00	4,871.22	
Invest Adj		1.84	10.97	1.78	0.00	0.00	17.13	0.00	0.00	1.85	0.00	33.57	
Subtotal Invest		268.40	1,603.25	260.21	0.00	0.00	2,503.17	0.00	0.00	269.76	0.00	4,904.79	
Other *		0.00	0.00	0.00	0.00	0.00	0.00	0.00	0.00	0.00	0.00	0.00	
TOTAL		268.40	1,603.25	260.21	83,520.49	0.00	2,503.17	0.00	0.00	269.76	0.00	88,425.28	
EXPENSES													
Claims Transfers		275.00	22,694.09	0.00	136,582.68	0.00	0.00	0.00	0.00	0.00	0.00	159,551.77	
Expenses		0.00	0.00	0.00	0.00	0.00	0.00	0.00	0.00	0.00	0.00	0.00	
Other *		0.00	0.00	0.00	0.00	0.00	0.00	0.00	0.00	0.00	0.00	0.00	
TOTAL		275.00	22,694.09	0.00	136,582.68	0.00	0.00	0.00	0.00	0.00	0.00	159,551.77	
END BALANCE		208,009.02	1,221,479.12	201,930.54	(684,037.43)	8,562.32	1,942,533.93	0.00	13,043.71	209,335.84	0.00	3,120,857.05	

SUMMARY OF CASH TRANSACTIONS												NEGATIVE INTEREST ADJUSTMENT	
FUND YEAR	Closed FY											AMOUNT	REVISED TOTAL FOR INTEREST CALCULATION
Month Ending:	April	Property	Liability	Auto	Workers Comp	POL/EPL	Deductible	Cyber JIF	MEL	Admin	Contingency		
OPEN BALANCE		1,544.35	7,400.00	0.00	75.55	0.00	0.00	0.00	0.00	18,196,668.05	0.00	18,205,687.95	18,205,687.95
RECEIPTS													
Assessments		0.00	0.00	0.00	0.00	0.00	0.00	0.00	0.00	0.00	0.00	0.00	
Refunds		0.00	0.00	0.00	0.00	0.00	0.00	0.00	0.00	0.00	0.00	0.00	
Invest Pymnts		1.98	9.48	0.00	0.10	0.00	0.00	0.00	0.00	23,318.02	0.00	23,329.58	
Invest Adj		0.01	0.07	0.00	0.00	0.00	0.00	0.00	0.00	160.65	0.00	160.73	
Subtotal Invest		1.99	9.55	0.00	0.10	0.00	0.00	0.00	0.00	23,478.67	0.00	23,490.31	
Other *		108.57	0.00	0.00	2,496.00	0.00	0.00	0.00	0.00	0.00	0.00	2,604.57	
TOTAL		110.56	9.55	0.00	2,496.10	0.00	0.00	0.00	0.00	23,478.67	0.00	26,094.88	
EXPENSES													
Claims Transfers		0.00	0.00	0.00	0.00	0.00	0.00	0.00	0.00	0.00	0.00	0.00	
Expenses		0.00	0.00	0.00	0.00	0.00	0.00	0.00	0.00	0.00	0.00	0.00	
Other *		0.00	0.00	0.00	0.00	0.00	0.00	0.00	0.00	0.00	0.00	0.00	
TOTAL		0.00	0.00	0.00	0.00	0.00	0.00	0.00	0.00	0.00	0.00	0.00	
END BALANCE		1,654.91	7,409.55	0.00	2,571.65	0.00	0.00	0.00	0.00	18,220,146.72	0.00	18,231,782.83	

**CERTIFICATION AND RECONCILIATION OF CLAIMS PAYMENTS AND RECOVERIES  
ATLANTIC COUNTY MUNICIPAL JOINT INSURANCE FUND**

Month April  
Current Fund Year 2023

Policy Year	Coverage	1.	2.	3.	4.	5.	6.	7.	8.
		Calc. Net Paid Thru Last Month	Monthly Net Paid April	Monthly Recoveries April	Calc. Net Paid Thru April	TPA Net Paid Thru April	Variance To Be Reconciled	Delinquent Unreconciled Variance From	Change This Month
2023	Property	34,806.10	59,200.45	8,076.18	85,930.37	85,930.37		0.00	0.00
	Liability	3,826.50	0.00	0.00	3,826.50	3,826.50		0.00	0.00
	Auto	4,162.56	0.00	0.00	4,162.56	4,162.56	(0.00)	(0.00)	0.00
	Workers Comp	167,565.72	97,386.83	0.00	264,952.55	264,952.55	0.00	(0.00)	0.00
	<b>Total</b>	<b>210,360.88</b>	<b>156,587.28</b>	<b>8,076.18</b>	<b>358,871.98</b>	<b>358,871.98</b>	<b>(0.00)</b>	<b>(0.00)</b>	<b>0.00</b>
2022	Property	872,296.24	108,400.38	0.00	980,696.62	980,696.62	(0.00)	(0.00)	0.00
	Liability	59,405.00	2,954.75	0.00	62,359.75	62,359.75	0.00	0.00	0.00
	Auto	44,884.30	(500.00)	0.00	44,384.30	44,384.30	0.00	0.00	0.00
	Workers Comp	2,564,311.39	251,733.91	5,873.53	2,810,171.77	2,810,171.77	(0.00)	(0.00)	0.00
	<b>Total</b>	<b>3,540,896.93</b>	<b>362,589.04</b>	<b>5,873.53</b>	<b>3,897,612.44</b>	<b>3,897,612.44</b>	<b>(0.00)</b>	<b>(0.00)</b>	<b>0.00</b>
2021	Property	1,055,843.18	2,055.70	29,689.37	1,028,209.51	1,028,209.51	0.00	0.00	(0.00)
	Liability	391,770.83	3,527.23	0.00	395,298.06	395,298.06	0.00	0.00	0.00
	Auto	44,540.26	0.00	0.00	44,540.26	44,540.26	0.00	0.00	0.00
	Workers Comp	5,563,359.84	121,611.71	250.00	5,684,721.55	5,684,721.55	(0.00)	(0.00)	0.00
	<b>Total</b>	<b>7,055,514.11</b>	<b>127,194.64</b>	<b>29,939.37</b>	<b>7,152,769.38</b>	<b>7,152,769.38</b>	<b>(0.00)</b>	<b>(0.00)</b>	<b>(0.00)</b>
2020	Property	918,549.74	0.00	208.33	918,341.41	918,341.41	0.00	0.00	0.00
	Liability	641,464.13	53,101.14	0.00	694,565.27	694,565.27	0.00	0.00	0.00
	Auto	132,386.05	1,513.00	0.00	133,899.05	133,899.05	0.00	0.00	0.00
	Workers Comp	5,920,554.09	42,224.13	10,550.45	5,952,227.77	5,952,227.77	0.00	0.00	0.00
	<b>Total</b>	<b>7,612,954.01</b>	<b>96,838.27</b>	<b>10,758.78</b>	<b>7,699,033.50</b>	<b>7,699,033.50</b>	<b>0.00</b>	<b>0.00</b>	<b>0.00</b>
2019	Property	828,028.22	275.00	0.00	828,303.22	828,303.22	0.00	0.00	0.00
	Liability	956,169.22	22,694.09	0.00	978,863.31	978,863.31	0.00	0.00	(0.00)
	Auto	161,936.67	0.00	0.00	161,936.67	161,936.67	0.00	0.00	0.00
	Workers Comp	7,989,938.20	136,582.68	83,520.49	8,043,000.39	8,043,000.39	(0.00)	(0.00)	0.00
	<b>Total</b>	<b>9,936,072.31</b>	<b>159,551.77</b>	<b>83,520.49</b>	<b>10,012,103.59</b>	<b>10,012,103.59</b>	<b>(0.00)</b>	<b>(0.00)</b>	<b>(0.00)</b>
Closed FY	Property	0.00	0.00	0.00	0.00	0.00	0.00	0.00	0.00
	Liability	0.00	0.00	0.00	0.00	0.00	0.00	0.00	0.00
	Auto	0.00	0.00	0.00	0.00	0.00	0.00	0.00	0.00
	Workers Comp	0.00	0.00	0.00	0.00	0.00	0.00	0.00	0.00
	<b>Total</b>	<b>0.00</b>	<b>0.00</b>	<b>0.00</b>	<b>0.00</b>	<b>0.00</b>	<b>0.00</b>	<b>0.00</b>	<b>0.00</b>
<b>TOTAL</b>		<b>28,355,798.24</b>	<b>902,761.00</b>	<b>138,168.35</b>	<b>29,120,390.89</b>	<b>29,120,390.89</b>	<b>(0.00)</b>	<b>(0.00)</b>	<b>0.00</b>

***SECTION D***

***BILL LIST REVIEW***

**ATLANTIC COUNTY MUNICIPAL JIF  
BILL LIST -MAY 2023**

	<b>Payable To:</b>	<b>FY 2023</b>	<b>FY 2022</b>	<b>Appropriation</b>	<b>Description</b>
1	The Actuarial Advantage	<b>8,580.00</b>		Prof Services/Actuary	March and April 2023 Fees
2	Arthur J. Gallagher Risk Management Services, Inc.	<b>88,142.00</b>		Prof Services/Administration	May 2023 Fees
3	Arthur J. Gallagher Risk Management Services, Inc.	<b>169.46</b>		Misc/Postage/Copies/Fax	April 2023 Fees
4	The DeWeese Law Firm, P.C.	<b>11,549.00</b>		Prof Services/Attorney	May 2023 Fees
5	Qual-Lynx	<b>74,723.00</b>		Prof Services/Claims Administration	May 2023 Fees
6	Qual-Lynx	<b>1,121.00</b>		Misc/Performance Bond (TPA)	Inv#052714 Annual Perf Bond 1/1/23-12/31/23
7	Joyce Media	<b>390.00</b>		Misc/JIF Website	May 2023 Fees
8	Christopher J. Winter Sr.	<b>2,167.00</b>		Training/Police Risk Services	Law Enforcement Consultant-May 2023 fee
9	Tracy Forlenza	<b>560.00</b>		Misc/Recording Secretary	May 2023 Fees
10	J.A. Montgomery Risk Control Services	<b>19,587.00</b>		Prof Services/Safety Director/Loss Control	May 2023 Fees
11	Wintsec Consulting LLC	<b>4,863.00</b>		Prof Services/Technology Risk Serv Dir	May 2023 Fees
12	John Hansen	<b>2,125.00</b>		Prof Services/Treasurer	May 2023 Fees
13	John Hansen	<b>9.65</b>		Misc/Postage/Copies/Fax	Checks for March virtual mtg - sent to RPA
14	Conner Strong & Buckelew	<b>1,062.00</b>		Prof Services/Underwriting Mgr	May 2023 Fees
15	Jordan Simone	<b>5,420.00</b>		Wellness/Wellness Incentive Program	May 2023 Fees
16	MEL JIF	<b>611,499.50</b>		MEL	MEL 2023 WC & Excess Liability - 2nd installment
17	MEL JIF	<b>5,026.00</b>		Faithful Performance/Fidelity Bond	MEL 2023 Fidelity Bond - 2nd installment
18	MEL JIF	<b>609,695.23</b>		Property Claims and Premium	MEL 2023 Property claims & prem. -2nd installmen
19	MEL JIF	<b>1,903,062.13</b>		Transfer to RCF	2022 Assessment to RCF for FY 2018
20	NJ Cyber Risk Management Fund	<b>229,258.00</b>		Cyber JIF	NJ Cyber JIF 2nd installment 2023
21	Iron Mountain	<b>159.40</b>		Misc/Records Retention Service	"Inv#HMLG083; Storage 5/1-31/23; Service 3/29/23-4/25/23
22	ODP Business Solutions, LLC	<b>19.90</b>		Misc/Meeting Expense	Order #296001003 earbuds for recorder (Office depot)
23	City of Cape May		<b>2,750.00</b>	Safety Incentive Program	Direct Check
24	Township of Dennis		<b>2,250.00</b>	Safety Incentive Program	Direct Check
25	Township of Hamilton		<b>3,000.00</b>	Safety Incentive Program	Direct Check
26	Township of Middle		<b>2,750.00</b>	Safety Incentive Program	Direct Check
	<b>Subtotals</b>	<b>3,579,188.27</b>	<b>10,750.00</b>		

<b>JIF BILL LIST TOTAL</b>	<b>3,589,938.27</b>
<b>RMC BILL LIST TOTAL</b>	<b>191,625.00</b>
<b>COMBINED BILL LIST TOTAL</b>	<b>3,781,563.27</b>



**ATLANTIC COUNTY MUNICIPAL JIF**  
**RMCS BILL LIST (2nd Installment) - May 2023**

	<b>Payable To:</b>	<b>FY 2023</b>	<b>Appropriation</b>	<b>Description</b>
1	CJ Adams	<b>8,475.00</b>	Risk Management Consultants	1st Qtr Pymts - Longport, Margate
2	Atlantic Associates	<b>13,359.00</b>	Risk Management Consultants	1st Qtr Pymts - Pleasantville
3	Barclay Insurance Group	<b>750.00</b>	Risk Management Consultants	1st Qtr Pymts - Downe
	BCA Insurance	<b>1,625.00</b>	Risk Management Consultants	1st Qtr Pymts - Upper Deerfield
4	J. Byrne Agency	<b>55,697.00</b>	Risk Management Consultants	1st Qtr Pymts -Deerfield, Lower, North Wildwood, Stone Harbor, West Wildwood, Wildwood, and Wildwood Crest
5	Conner Strong & Buckelew	<b>4,825.00</b>	Risk Management Consultants	1st Qtr Pymts -Waterford
6	Glenn Insurance Agency	<b>17,147.00</b>	Risk Management Consultants	1st Qtr Pymts - Absecon, Linwood, Somers Pt (1st and 2nd), Weymouth
7	Hardenbergh Insurance Group	<b>22,482.00</b>	Risk Management Consultants	1st Qtr Pymts - EHT, Estell Manor, Folsom, Galloway, Hamilton, Northfield
8	Heist Insurance Agency	<b>1,750.00</b>	Risk Management Consultants	1st Qtr Pymts -Upper Twp
9	Insurance Agencies Inc	<b>9,287.00</b>	Risk Management Consultants	1st Qtr Pymts -Buena Borough, Newfield and Ventnor
10	Marsh & McLennan Agency, LLC	<b>22,850.00</b>	Risk Management Consultants	1st Qtr Pymts -Avalon, Cape May, Cape May Pt, Dennis Twp, Middle, SIC, West Cape May, Woodbine
11	McMahon Agency Inc	<b>13,575.00</b>	Risk Management Consultants	1st Qtr Pymts -Corbin City and Ocean City
12	William Mints Agency	<b>12,303.00</b>	Risk Management Consultants	1st Qtr Pymts -Commercial and Millville
13	Siracusa Kaufman Insurance Agency	<b>7,500.00</b>	Risk Management Consultants	1st Qtr Pymts -Brigantine and Mullica
	<b>RMCS BILL LIST TOTAL</b>	<b>191,625.00</b>		

***SECTION E***  
***RECONCILIATIONS***

ACMJIF  
ACCOUNT ACTIVITY RECONCILIATION  
FY 2023

	January	February	March	April	Year To Date Total	
Opening Balance for the Period:	47,017,369.53	45,859,989.06	46,126,634.19	45,149,946.74		
<b>RECEIPTS:</b>						
<b>INTEREST AND INTEREST ACTIVITY</b>						
CITIZENS INVESTORS INTEREST	11,241.19	10,038.98	10,262.10	7,737.43	39,279.70	INTEREST 39,279.70
JCMI					0.00	
JCMI INTEREST	31,610.42	30,789.17	32,902.23	33,787.66	129,089.48	129,089.48
JCMI ACTIVITY	238,796.43	(302,041.13)	350,057.79	11,710.61	298,523.70	
JCMI ADMINISTRATIVE EXPENSE	(2,130.54)	(2,101.79)	(2,143.02)	5,575.38	-799.97	
					0.00	
TREASURY					0.00	
INTEREST		95,663.97	9,261.26	-	104,925.23	104,925.23
TREASURY ACTIVITY	10,550.20	(11,514.49)	66,585.37	4,264.02	69,885.10	273,294.41
TREASURY ADMINISTRATIVE EXPENSE	(2,599.63)			(2,729.03)	-5,328.66	2.33%
						\$ 6,357.96
<b>TOTAL INTEREST ACTIVITY</b>	<b>287,468.07</b>	<b>(179,165.29)</b>	<b>466,925.73</b>	<b>60,346.07</b>	<b>635,574.58</b>	
Premium Assessment Receipts	1,090,187.00	2,429,503.00		1,982,573.33	5,502,263.33	
Prior Yr. Premium Assessment Receipts					0.00	
<b>TOTAL ASSESSMENT RECEIPTS</b>	<b>1,090,187.00</b>	<b>2,429,503.00</b>	<b>-</b>	<b>1,982,573.33</b>		

Subrogation & Reimb. Receipts:

Fund Year 2023			500.00	8,076.18	8,576.18	
Fund Year 2022		12,869.80	3,592.10	5,873.33	22,335.23	
Fund Year 2021	2,093.36	18,378.78	41,927.80	29,939.37	92,339.31	
Fund Year 2020	10,611.84	5,708.33	14,799.21	10,758.78	41,878.16	
Fund Year 2019		398.57	23.00	83,520.49	83,942.06	
Closed Fund Year-2009					0.00	
Closed Fund Year-2010					0.00	
Closed Fund Year-2011					0.00	
Closed Fund Year-2012		100.00			100.00	
Closed Fund Year-2013				108.57	108.57	
Closed Fund Year-2014					0.00	
Closed Fund Year-2015					0.00	
Closed Fund Year-2016					0.00	
Closed Fund Year-2017			1,794.00		1,794.00	
Closed Fund Year-2018					0.00	
					0.00	
					0.00	
<b>TOTAL SUBROGATION AND OTHER REFUND</b>	<b>12,705.20</b>	<b>37,455.48</b>	<b>62,636.11</b>	<b>138,276.72</b>	<b>242,497.33</b>	
JE RCF (CHECK RECEIVED AND DEPOSITED)				2,496.00	2,496.00	
					0.00	
					0.00	
					0.00	
					0.00	
					0.00	
<b>TOTAL OTHER RECEIPTS</b>	<b>-</b>	<b>-</b>	<b>-</b>	<b>2,496.00</b>	<b>246,995.90</b>	
					0.00	
<b>TOTAL GRAND RECEIPTS</b>	<b>1,390,360.27</b>	<b>2,287,793.19</b>	<b>529,561.84</b>	<b>2,183,692.12</b>	<b>1,125,067.81</b>	

**DISBURSEMENTS:**

Net Claim Payments:

Fund Year 2023	16,007.33	85,138.72	109,714.83	156,587.28	367,448.16
Fund Year 2022	286,271.86	282,894.42	312,025.67	362,589.04	1,243,780.99
Fund Year 2021	162,873.10	146,423.81	292,854.42	127,194.64	729,345.97
Fund Year 2020	173,342.39	55,654.72	82,401.22	96,838.27	408,236.60
Fund Year 2019	58,086.62		23,736.60	19,262.75	101,106.00
<b>TOTAL</b>	<b>690,581.10</b>	<b>569,111.67</b>	<b>817,732.74</b>	<b>752,457.93</b>	<b>2,438,973.35</b>

file:\\C:\\Users\\Kkristie\\AppData\\Local\\Microsoft\\Windows\\Temporary Internet Files\\Content.IE5\\R41034\\G5ACU RECONCILIATION REPORT FY 2023 675,873.58

Closed Fund Year-2009	349.65				349.65	
Closed Fund Year-2010					0.00	
Closed Fund Year-2011					0.00	
Closed Fund Year-2012					0.00	
Closed Fund Year-2013					0.00	
Closed Fund Year-2014					0.00	
Closed Fund Year-2015					0.00	
Closed Fund Year-2016					0.00	
Closed Fund Year-2017					0.00	
Closed Fund Year-2018 {void checks}			(7,558.82)		-7,558.82	
OTHER-CRI per druber {2018-wc}	83.27				83.27	
<b>Total Net Claim Payments</b>	<b>691,962.22</b>	<b>604,662.17</b>	<b>1,218,174.01</b>	<b>902,761.00</b>	<b>3,417,559.40</b>	
Exp. & Admin Bill List Payments:						
Exp. & Cont. Charges FY 2024					0.00	
Exp. & Cont. Charges FY 2023	1,663,268.27	1,382,880.30	288,075.28	1,264,074.18	4,598,298.03	
Exp. & Cont. Charges FY 2022	16,462.12	21,010.96		60,791.00	98,264.08	
Exp. & Cont. Charges FY 2021	9,912.51	12,594.63			22,507.14	
Exp. & Cont. Charges FY 2020					0.00	
					0.00	
Closed Fund Year	166,135.62				166,135.62	
					0.00	
MISC:ROUNDING				(0.20)	-0.20	
<b>Total Bill List Payments</b>	<b>1,855,778.52</b>	<b>1,416,485.89</b>	<b>288,075.28</b>	<b>1,324,864.98</b>	<b>4,885,204.67</b>	
Auditor's Adjustments					0.00	
<b>TOTAL DISBURSEMENTS:</b>	<b>2,547,740.74</b>	<b>2,021,148.06</b>	<b>1,506,249.29</b>	<b>2,227,625.98</b>	<b>8,302,764.07</b>	
<b>Closing Balance for the Period:</b>	<b>45,859,989.06</b>	<b>46,126,634.19</b>	<b>45,149,946.74</b>	<b>45,106,012.88</b>		
INVESTORS						
Account Net Cash Change During the Period:						
Loss Account	(1,491,645.13)	561,011.57	(1,214,935.69)	(489,266.84)	-2,634,836.09	
Investment Account	10,550.20	(912,823.46)	1,078,957.87	4,264.02	180,948.63	
Wealth Management Account	(2,599.63)	996,972.94	(1,003,111.24)	(2,729.03)	-11,466.96	
INVESTMENT:JCM	268,276.31	(273,353.75)	380,817.00	51,073.65	426,813.21	
Exp & Contin Reconciliation Account	-				0.00	
Claims Imprest Reconciliation Account	58,037.78	(105,162.17)	(218,415.33)	392,724.34	127,184.62	
<b>Total Change in Account Net Cash:</b>	<b>(1,157,380.47)</b>	<b>266,645.13</b>	<b>(976,687.39)</b>	<b>(43,933.86)</b>	<b>-1,911,356.59</b>	
<b>Proof:</b>	<b>0.00</b>	<b>0.00</b>	<b>0.06</b>	<b>0.00</b>		
ADJUSTED BANK BALANCE FROM CIR_ACM	\$ 45,859,984.12	\$ 46,126,629.24	\$ 45,149,941.80	\$ 45,106,007.93		
CONTROL	\$ 4.94	\$ 4.95	\$ 4.94	\$ 4.95		
NOTE/OFF NOW	NOTE/OFF NOW	NOTE/OFF NOW	NOTE/OFF NOW	NOTE/OFF NOW		
\$5 PER LD/CL	\$5 PER LD/CL	\$5 PER LD/CL	\$5 PER LD/CL	\$5 PER LD/CL		
AVERAGE BALANCE	46,438,679.30	45,993,311.63	45,638,290.47	45,127,979.81		
	1,051,827.07	1,051,827.07	1,051,827.07	1,051,827.07		
	2.26%	2.29%	2.30%	2.33%	2.33%	\$ -

AELCF REVISED  
FYE 2022

<b>AELCF:</b>	<b><u>12/31/2022</u></b>	<b><u>+/-</u></b>	<b><u>1/31/2023</u></b>
MEMBERS	\$ -		\$ -
BUENA VISTA TWP	\$ (0.00)		\$ (0.00)
EGG HARBOR CITY	\$ 43,099.09		\$ 43,099.09
Hamilton Township	\$ 87,196.65		\$ 87,196.65
Hammonton	\$ 197,074.61		\$ 197,074.61
Lower Township	\$ 166,135.62	-166135.62	\$ 0.00
Middle Township	\$ 177,523.73		\$ 177,523.73
Mullica Township	\$ 28,422.11		\$ 28,422.11
Northfield	\$ 113,018.55		\$ 113,018.55
Pleasantville	\$ 517.54		\$ 517.54
Port Republic	\$ 0.00		\$ 0.00
Upper Deerfield	\$ 75,417.48		\$ 75,417.48
Waterford	\$ 28,669.20		\$ 28,669.20
Upper Township	\$ 184,042.00		\$ 184,042.00
Stone Harbor	\$ 9,644.46		\$ 9,644.46
	\$ 1,110,761.05	\$ (166,135.62)	\$ 944,625.43



## **Municipal Excess Liability Joint Insurance Fund**

9 Campus Drive – Suite 216  
Parsippany, NJ 07054  
*Tel (201) 881-7632*  
*Fax (201) 881-7633*

**Date:** Monday May 8, 2023  
**To:** Atlantic County Municipal Joint Insurance Fund  
**From:** Commissioner McLaughlin  
**Subject:** Special MEL JIF meeting

**MEL and RCF Financials:** A special meeting was called to review and consider a resolution authorizing a supplemental assessment for 2020 and 2021 Fund Years Workers' Compensation and Liability. The Board of Commissioners adopted a resolution authorizing supplemental JIF assessments. Please see attached exhibit.

**Marketing Consultant:** In 2019, the MEL added a Marketing Consultant to support local JIFs in retaining and adding members. The Atlantic, Trico and Burlco JIFs have recently experienced fluctuations in membership and submitted correspondence asking the MEL to consider adding another Marketing Consultant to market in South Jersey. MEL Management Committee met on April 27, 2023, reviewed a proposal from Paul Miola of PJM Consultants LLC with an annual fee not to exceed \$44,000 and made a recommendation to award a 1-year contract. The Board of Fund Commissioners agreed with the recommendation and adopted a resolution awarding services.

## MEL May Report - Exhibit

2020 MEL Additional Assesment at 12/31/2022	4,500,000	1,700,000	500,000	6,700,000
	Liability	WC	Property	Total
ATL	228,919	107,630	43,450	379,999
BER	347,878	144,332	45,813	538,023
BURL	222,497	58,053	17,025	297,575
CAM	367,216	118,052	28,974	514,242
CNTRL	339,063	150,161	28,053	517,277
FRESP	26,672	24,490	9,049	60,211
MID JERSEY	169,023	63,928	15,372	248,323
MON	319,374	123,085	35,990	478,449
MOR	460,148	169,525	52,128	681,801
NJPHA	240,499	22,927	70,054	333,480
NJSI	96,080	49,226	10,126	155,432
NJUA	118,173	61,453	-	179,626
OCE	483,809	185,526	35,842	705,177
PAIC	180,377	54,394	12,528	247,299
PMM	97,943	35,459	10,001	143,403
SBER	305,958	127,950	31,800	465,708
SBEX	130,283	60,697	12,101	203,081
SBMU	122,624	57,700	12,738	193,062
TRICO	243,464	85,414	28,955	357,833
<b>Total</b>	<b>4,500,000</b>	<b>1,700,002</b>	<b>499,999</b>	<b>6,700,001</b>

2021 MEL Additional Assessment	1,500,000	1,300,000	6,500,000	9,300,000
	Liability	WC	Property	Total
ATL	84,860	81,894	593,890	760,644
BER	108,153	100,234	594,471	802,858
BURL	75,280	47,320	230,741	353,341
CAM	126,529	90,365	375,816	592,710
CNTRL	125,798	123,154	440,551	689,503
FRESP	10,413	12,791	91,558	114,762
MID JERSEY	55,033	49,156	196,187	300,376
MIDLSEX	-	5,025	-	5,025
MON	106,337	91,059	458,842	656,238
MOR	153,542	131,526	658,573	943,641
NJPHA	69,005	16,801	891,281	977,087
NJSI	28,145	31,506	129,057	188,708
NJUA	36,654	49,575	-	86,229
OCE	153,638	144,302	449,650	747,590
PAIC	56,402	39,634	156,250	252,286
PMM	33,023	27,418	141,100	201,541
SBER	99,179	98,325	401,758	599,262
SBEX	45,375	49,564	154,765	249,704
SBMU	39,041	42,654	163,133	244,828
TRICO	93,593	67,697	372,377	533,667
<b>Total</b>	<b>1,500,000</b>	<b>1,300,000</b>	<b>6,500,000</b>	<b>9,300,000</b>



## Municipal Excess Liability Residual Claims Fund

9 Campus Drive – Suite 216  
 Parsippany, New Jersey 07054  
*Tel (201) 881-7632*  
*Fax (201) 881-7633*

May 8, 2023

Memo to: Atlantic County Municipal Joint Insurance Fund

From: Commissioner McLaughlin

Re: RCF May 8, 2023 Meeting Summary

A special meeting was called to review and consider Resolution 13-23 Authorizing Supplement Assessments for the 2007, 2008, 2011, 2012, and 2013 Fund Years Workers' Compensation. The Board of Commissioners adopted the resolution which included the following schedule:

### RCF ADDITIONAL ASSESSMENT - December 31, 2022

Fund Year	2007	2008	2011	2012	2013	Total
<b>Additional Assessment</b>	3,378,126	1,033,027	4,188,238	3,882,479	1,574,856	14,056,726
<b>Fund_ID</b>						
Atlantic	251,943	85,124	236,250	276,206	106,932	956,455
Bergen	73,497	41,970	103,689	79,005	40,784	338,945
BMEL	-	-	-	-	-	-
Burlco	36,036	16,637	24,643	52,694	28,622	158,632
Camden	82,776	15,910	146,808	154,336	49,951	449,781
Central	183,030	59,489	175,261	161,518	92,618	671,916
MEL	1,609,319	502,473	2,110,609	2,163,590	789,306	7,175,297
Monmouth	171,504	47,329	215,833	146,590	66,181	647,437
Morris	138,227	33,501	201,417	174,082	94,889	642,116
NJPHA	134,154	42,981	139,018	63,657	19,162	398,972
NJUA	42,603	22,419	60,813	63,704	26,446	215,985
Ocean	231,265	73,837	293,011	205,434	124,628	928,175
PMM	41,471	12,209	37,481	30,387	6,475	128,023
South Bergen	96,719	23,729	84,778	60,923	23,760	289,909
Suburban Essex	93,802	14,183	136,093	101,049	34,357	379,484
Suburban Municipal	52,628	802	25,460	42,973	18,433	140,296
Trico	139,152	40,434	197,074	106,331	52,312	535,303
<b>Totals</b>	<b>3,378,126</b>	<b>1,033,027</b>	<b>4,188,238</b>	<b>3,882,479</b>	<b>1,574,856</b>	<b>14,056,726</b>

The next meeting is scheduled for Friday, June 2, 2023 at 10:30AM at the Forsgate Country Club.